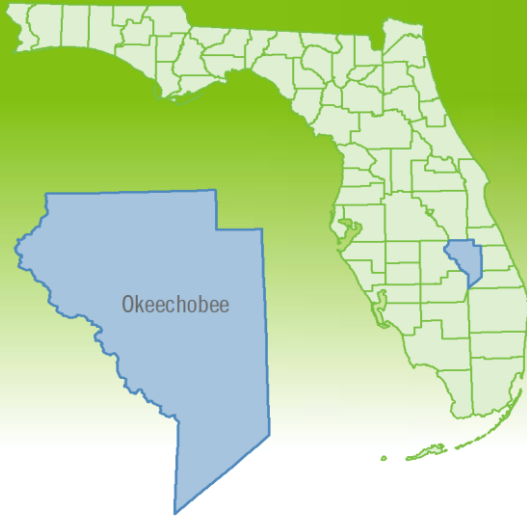


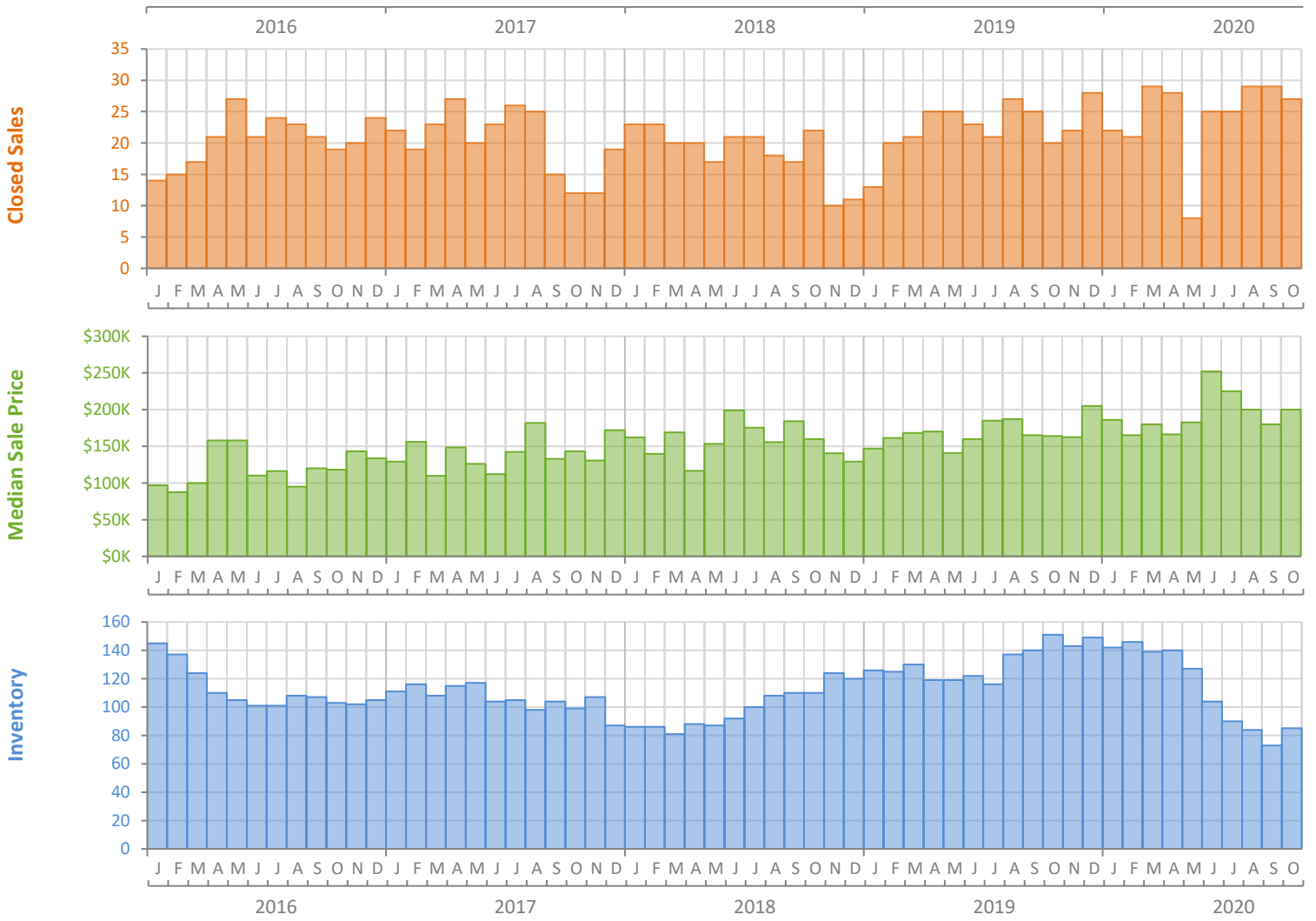
Monthly Market Summary - October 2020

Single Family Homes

Okeechobee County



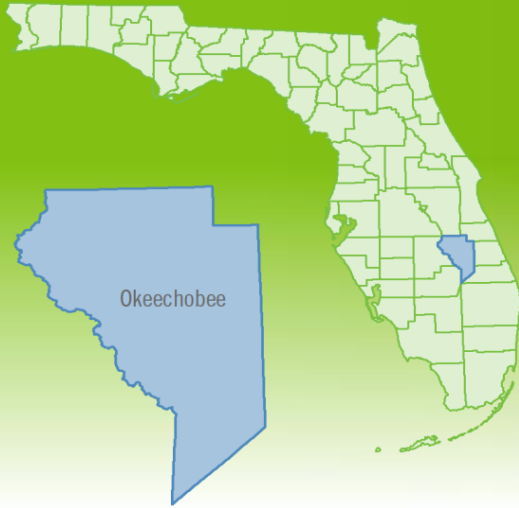
	October 2020	October 2019	Percent Change Year-over-Year
Closed Sales	27	20	35.0%
Paid in Cash	9	9	0.0%
Median Sale Price	\$200,000	\$164,000	22.0%
Average Sale Price	\$216,052	\$188,983	14.3%
Dollar Volume	\$5.8 Million	\$3.8 Million	54.3%
Med. Pct. of Orig. List Price Received	97.2%	97.1%	0.1%
Median Time to Contract	22 Days	40 Days	-45.0%
Median Time to Sale	67 Days	86 Days	-22.1%
New Pending Sales	27	24	12.5%
New Listings	33	42	-21.4%
Pending Inventory	42	35	20.0%
Inventory (Active Listings)	85	151	-43.7%
Months Supply of Inventory	3.5	7.5	-53.3%



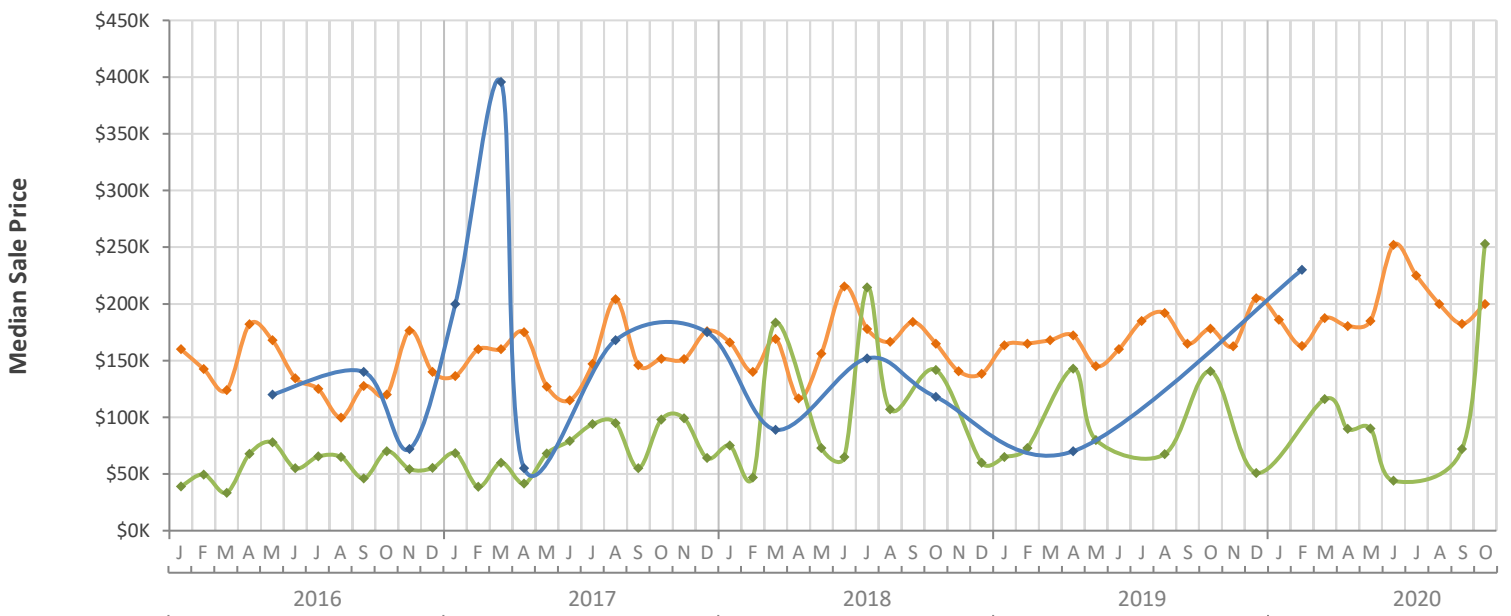
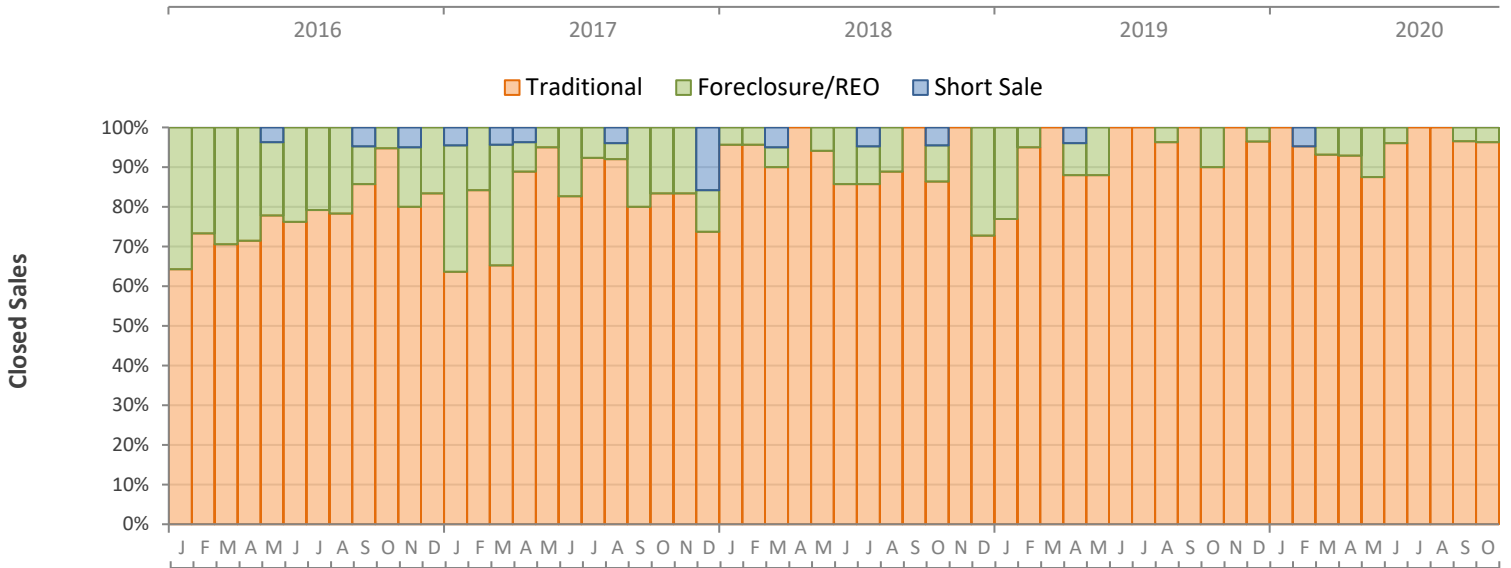
Monthly Distressed Market - October 2020

Single Family Homes

Okeechobee County



		October 2020	October 2019	Percent Change Year-over-Year
Traditional	Closed Sales	26	18	44.4%
	Median Sale Price	\$200,000	\$178,000	12.4%
Foreclosure/REO	Closed Sales	1	2	-50.0%
	Median Sale Price	\$253,000	\$140,500	80.1%
Short Sale	Closed Sales	0	0	N/A
	Median Sale Price	(No Sales)	(No Sales)	N/A



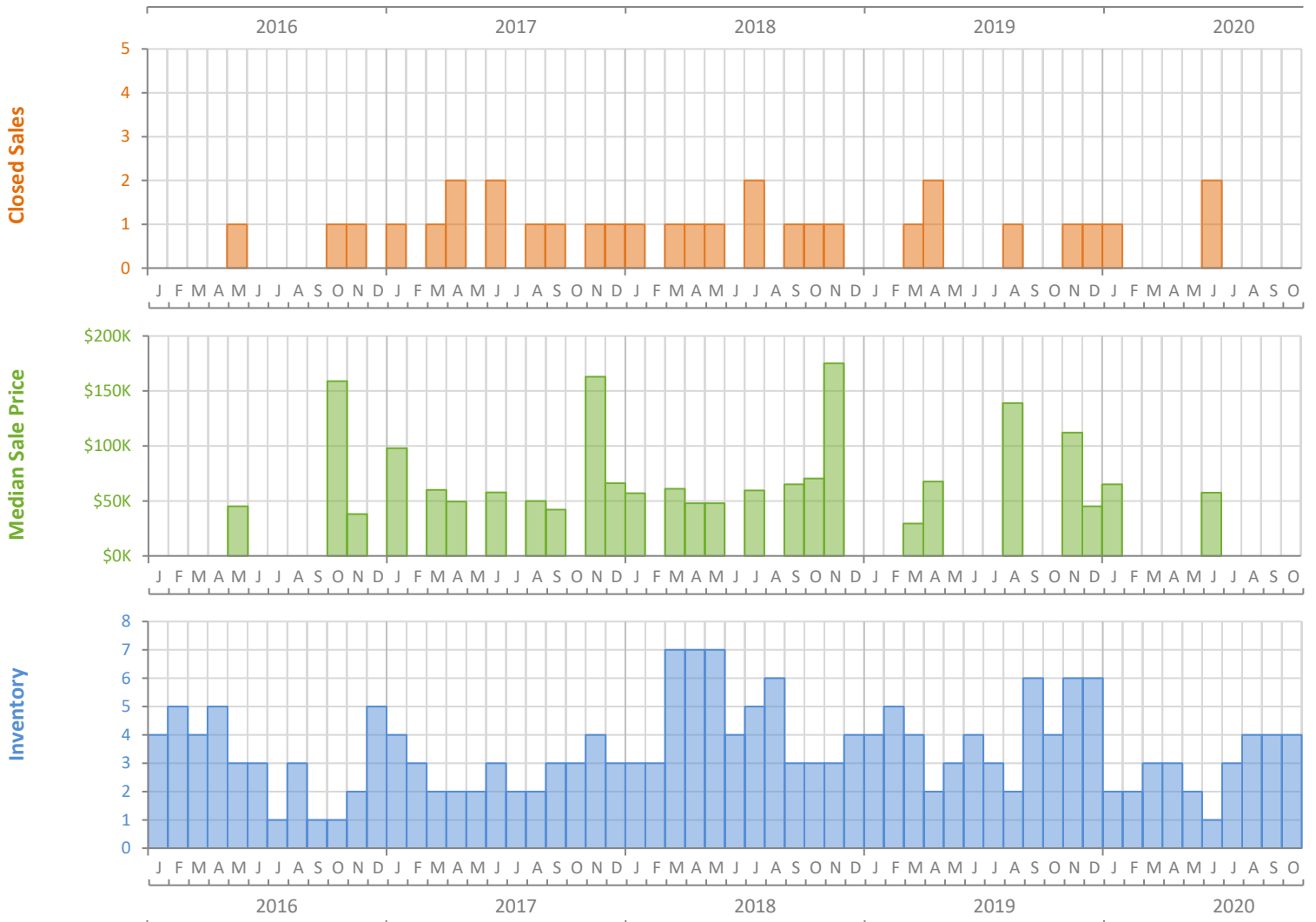
Monthly Market Summary - October 2020

Townhouses and Condos

Okeechobee County



	October 2020	October 2019	Percent Change Year-over-Year
Closed Sales	0	0	N/A
Paid in Cash	0	0	N/A
Median Sale Price	(No Sales)	(No Sales)	N/A
Average Sale Price	(No Sales)	(No Sales)	N/A
Dollar Volume	\$0	\$0	N/A
Med. Pct. of Orig. List Price Received	(No Sales)	(No Sales)	N/A
Median Time to Contract	(No Sales)	(No Sales)	N/A
Median Time to Sale	(No Sales)	(No Sales)	N/A
New Pending Sales	0	2	-100.0%
New Listings	1	2	-50.0%
Pending Inventory	0	2	-100.0%
Inventory (Active Listings)	4	4	0.0%
Months Supply of Inventory	9.6	9.6	0.0%



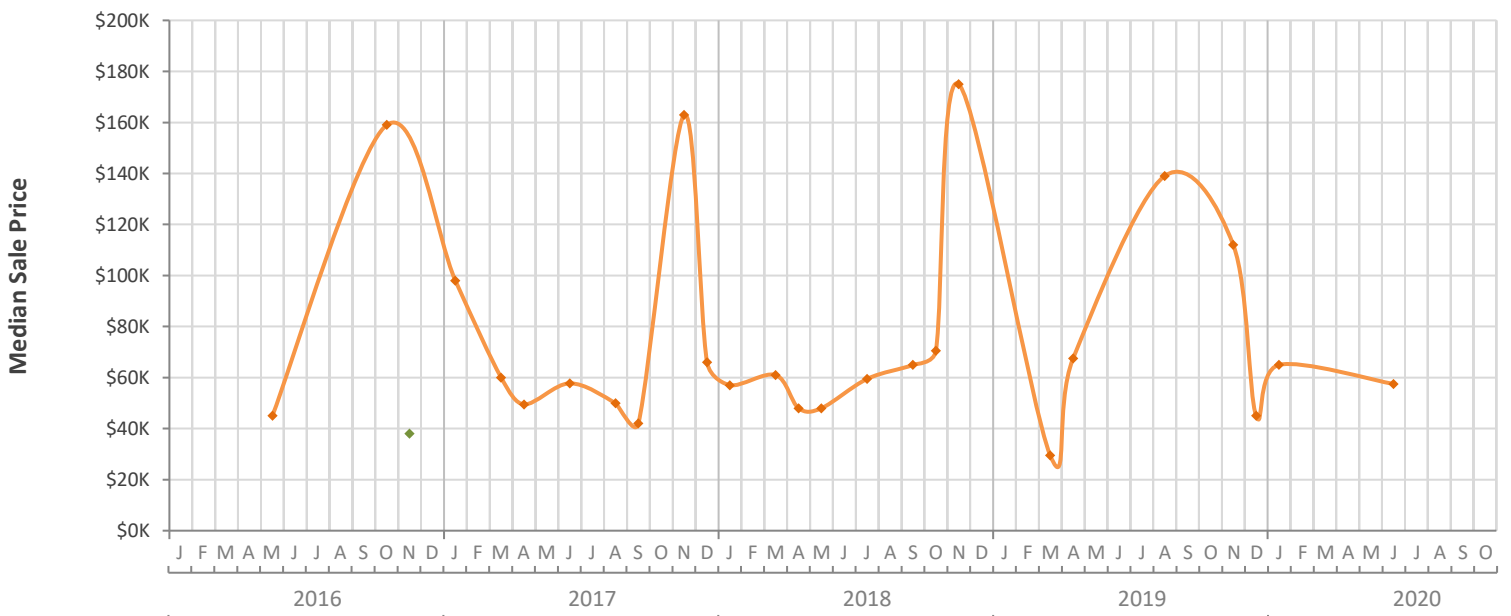
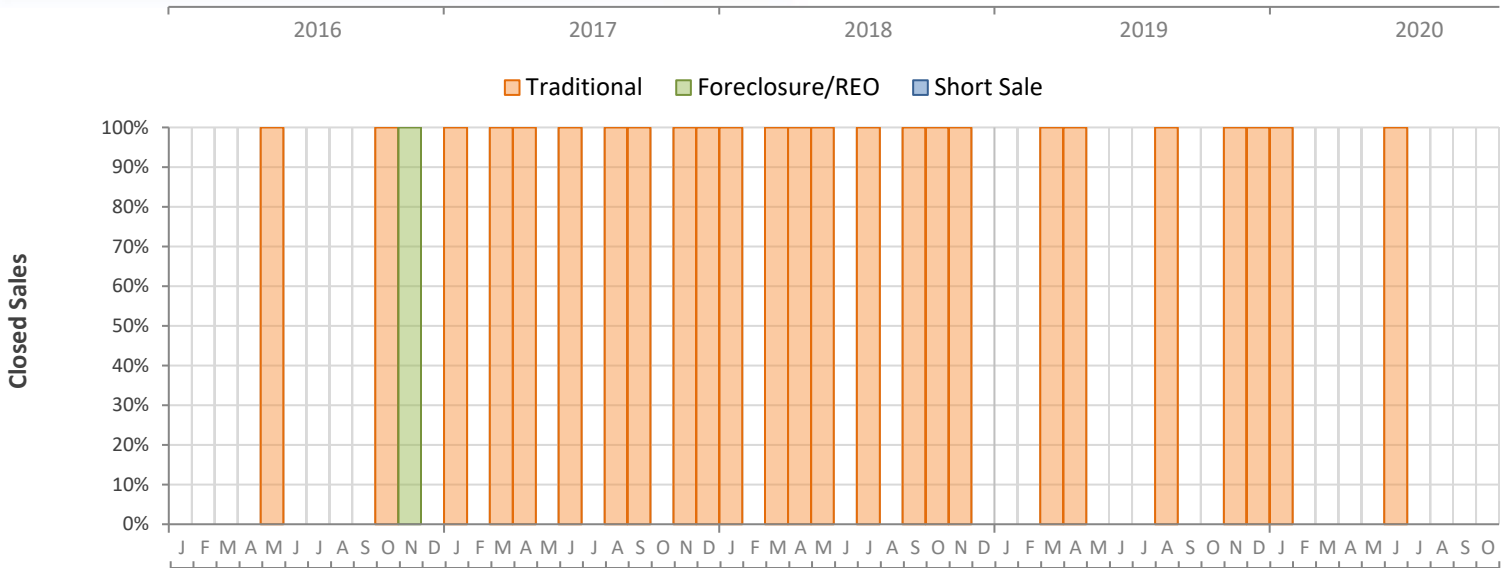
Monthly Distressed Market - October 2020

Townhouses and Condos

Okeechobee County



		October 2020	October 2019	Percent Change Year-over-Year
Traditional	Closed Sales	0	0	N/A
	Median Sale Price	(No Sales)	(No Sales)	N/A
Foreclosure/REO	Closed Sales	0	0	N/A
	Median Sale Price	(No Sales)	(No Sales)	N/A
Short Sale	Closed Sales	0	0	N/A
	Median Sale Price	(No Sales)	(No Sales)	N/A



Produced by Florida REALTORS® with data provided by Florida's multiple listing services. Statistics for each month compiled from MLS feeds on the 15th day of the following month. Data released on Thursday, November 19, 2020. Next data release is Tuesday, December 22, 2020.