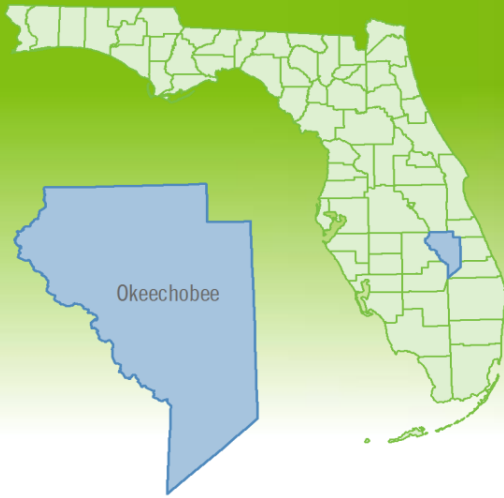


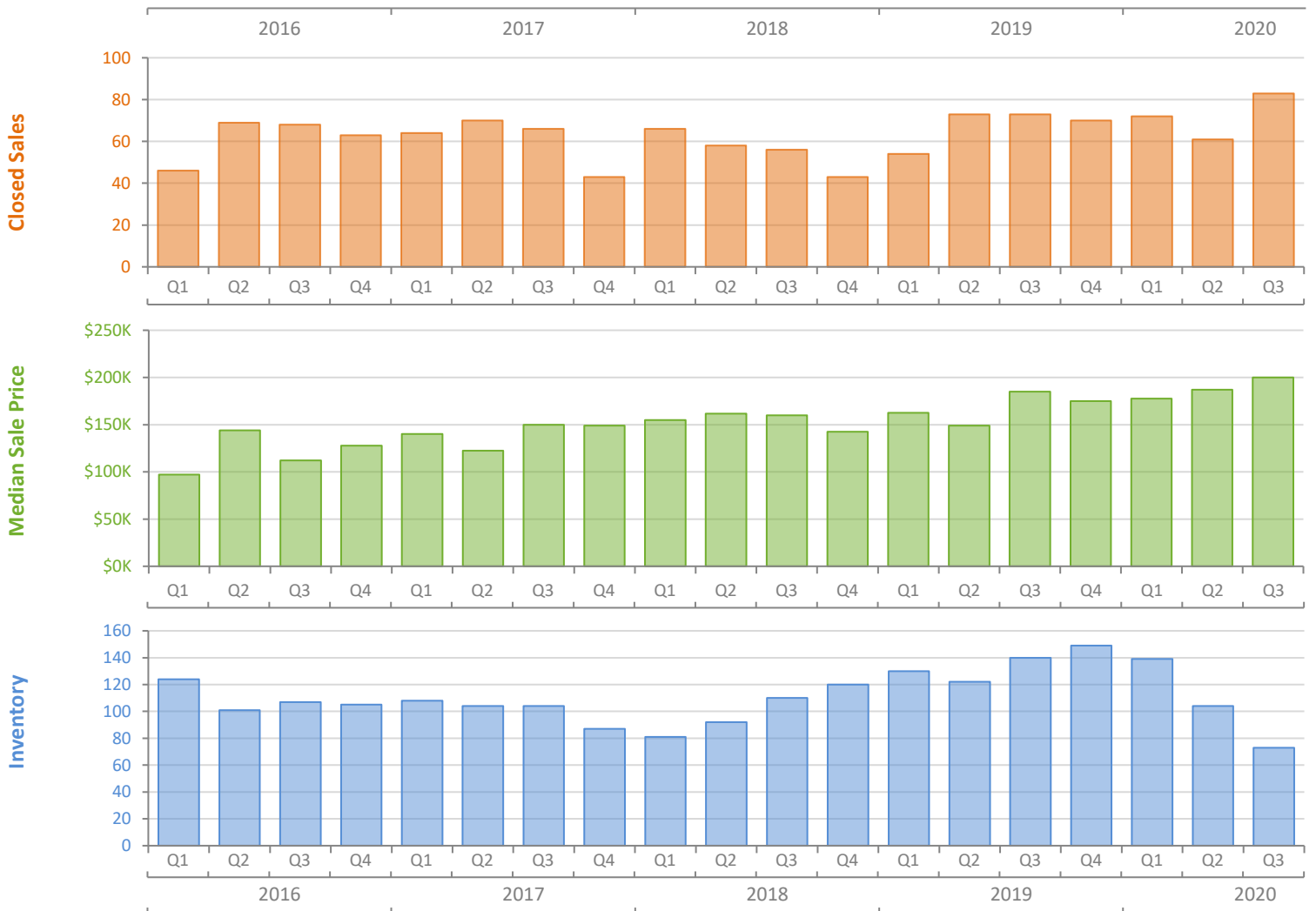
Quarterly Market Summary - Q3 2020

Single Family Homes

Okeechobee County



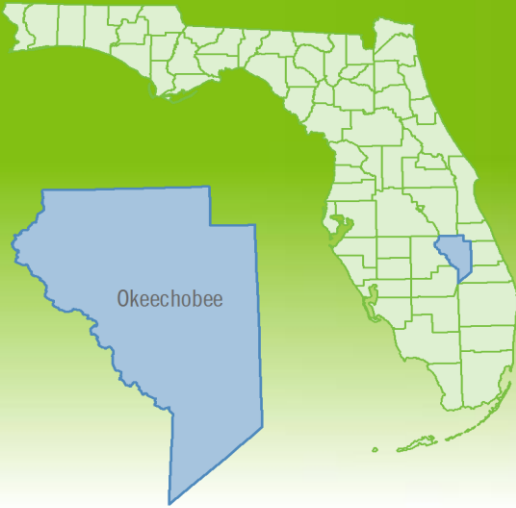
	Q3 2020	Q3 2019	Percent Change Year-over-Year
Closed Sales	83	73	13.7%
Paid in Cash	21	19	10.5%
Median Sale Price	\$200,000	\$185,000	8.1%
Average Sale Price	\$239,475	\$213,925	11.9%
Dollar Volume	\$19.9 Million	\$15.6 Million	27.3%
Med. Pct. of Orig. List Price Received	96.0%	93.7%	2.5%
Median Time to Contract	52 Days	39 Days	33.3%
Median Time to Sale	101 Days	82 Days	23.2%
New Pending Sales	91	77	18.2%
New Listings	76	108	-29.6%
Pending Inventory	50	38	31.6%
Inventory (Active Listings)	73	140	-47.9%
Months Supply of Inventory	3.1	6.9	-55.1%



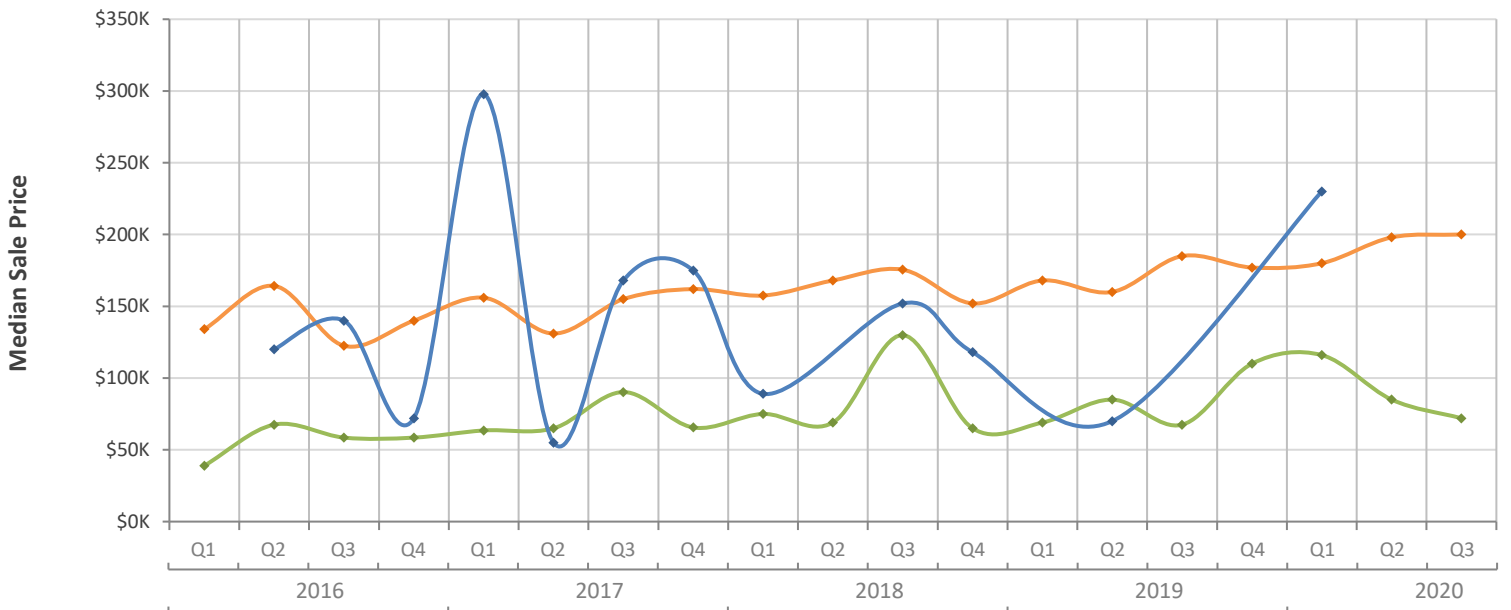
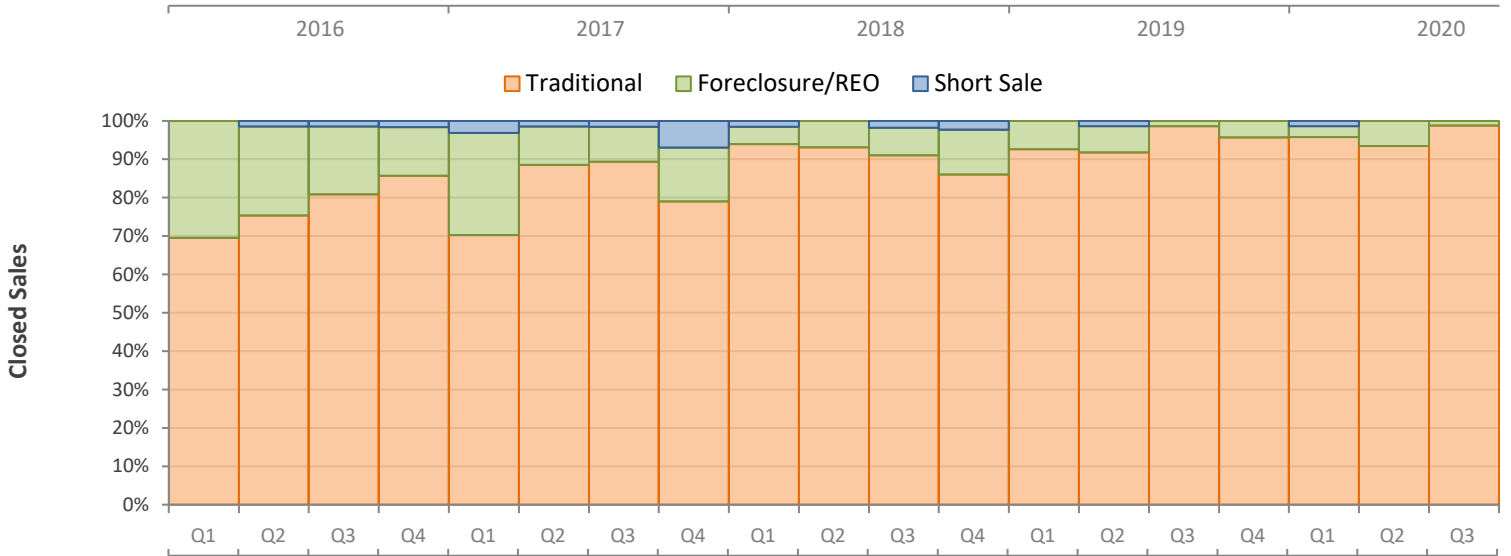
Quarterly Distressed Market - Q3 2020

Single Family Homes

Okeechobee County



		Q3 2020	Q3 2019	Percent Change Year-over-Year
Traditional	Closed Sales	82	72	13.9%
	Median Sale Price	\$200,000	\$185,000	8.1%
Foreclosure/REO	Closed Sales	1	1	0.0%
	Median Sale Price	\$72,000	\$67,500	6.7%
Short Sale	Closed Sales	0	0	N/A
	Median Sale Price	(No Sales)	(No Sales)	N/A



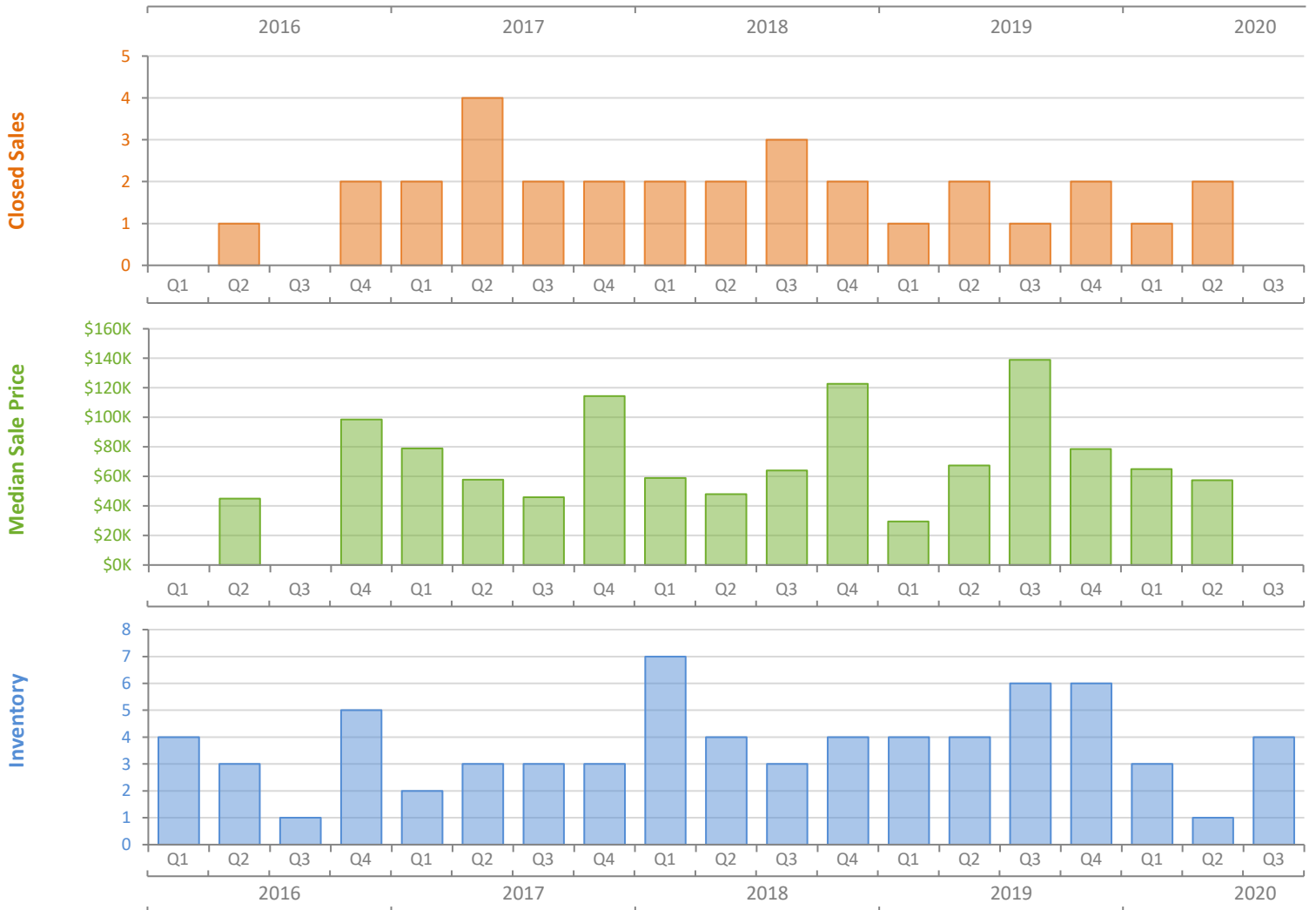
Quarterly Market Summary - Q3 2020

Townhouses and Condos

Okeechobee County



	Q3 2020	Q3 2019	Percent Change Year-over-Year
Closed Sales	0	1	-100.0%
Paid in Cash	0	0	N/A
Median Sale Price	(No Sales)	\$139,000	-100.0%
Average Sale Price	(No Sales)	\$139,000	-100.0%
Dollar Volume	\$0	\$139,000	-100.0%
Med. Pct. of Orig. List Price Received	(No Sales)	99.6%	-100.0%
Median Time to Contract	(No Sales)	27 Days	-100.0%
Median Time to Sale	(No Sales)	67 Days	-100.0%
New Pending Sales	0	1	-100.0%
New Listings	2	2	0.0%
Pending Inventory	0	0	N/A
Inventory (Active Listings)	4	6	-33.3%
Months Supply of Inventory	9.6	12.0	-20.0%



Quarterly Distressed Market - Q3 2020

Townhouses and Condos

Okeechobee County



		Q3 2020	Q3 2019	Percent Change Year-over-Year
Traditional	Closed Sales	0	1	-100.0%
	Median Sale Price	(No Sales)	\$139,000	N/A
Foreclosure/REO	Closed Sales	0	0	N/A
	Median Sale Price	(No Sales)	(No Sales)	N/A
Short Sale	Closed Sales	0	0	N/A
	Median Sale Price	(No Sales)	(No Sales)	N/A

