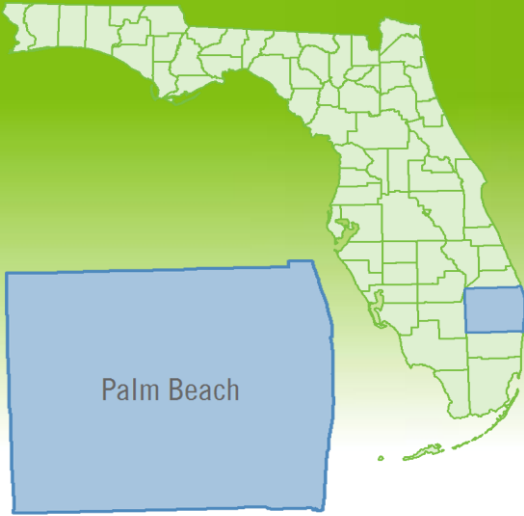


Yearly Market Summary - 2020

Single Family Homes

Palm Beach County



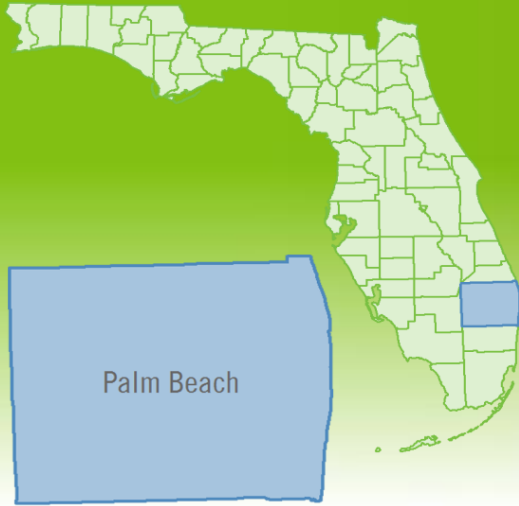
	2020	2019	Percent Change Year-over-Year
Closed Sales	18,174	17,421	4.3%
Paid in Cash	5,740	5,676	1.1%
Median Sale Price	\$389,500	\$354,900	9.7%
Average Sale Price	\$683,102	\$542,174	26.0%
Dollar Volume	\$12.4 Billion	\$9.4 Billion	31.4%
Med. Pct. of Orig. List Price Received	95.9%	94.8%	1.2%
Median Time to Contract	37 Days	53 Days	-30.2%
Median Time to Sale	83 Days	95 Days	-12.6%
New Pending Sales	21,107	19,621	7.6%
New Listings	22,209	23,193	-4.2%
Pending Inventory	2,901	2,003	44.8%
Inventory (Active Listings)	3,551	6,162	-42.4%
Months Supply of Inventory	2.3	4.2	-45.2%



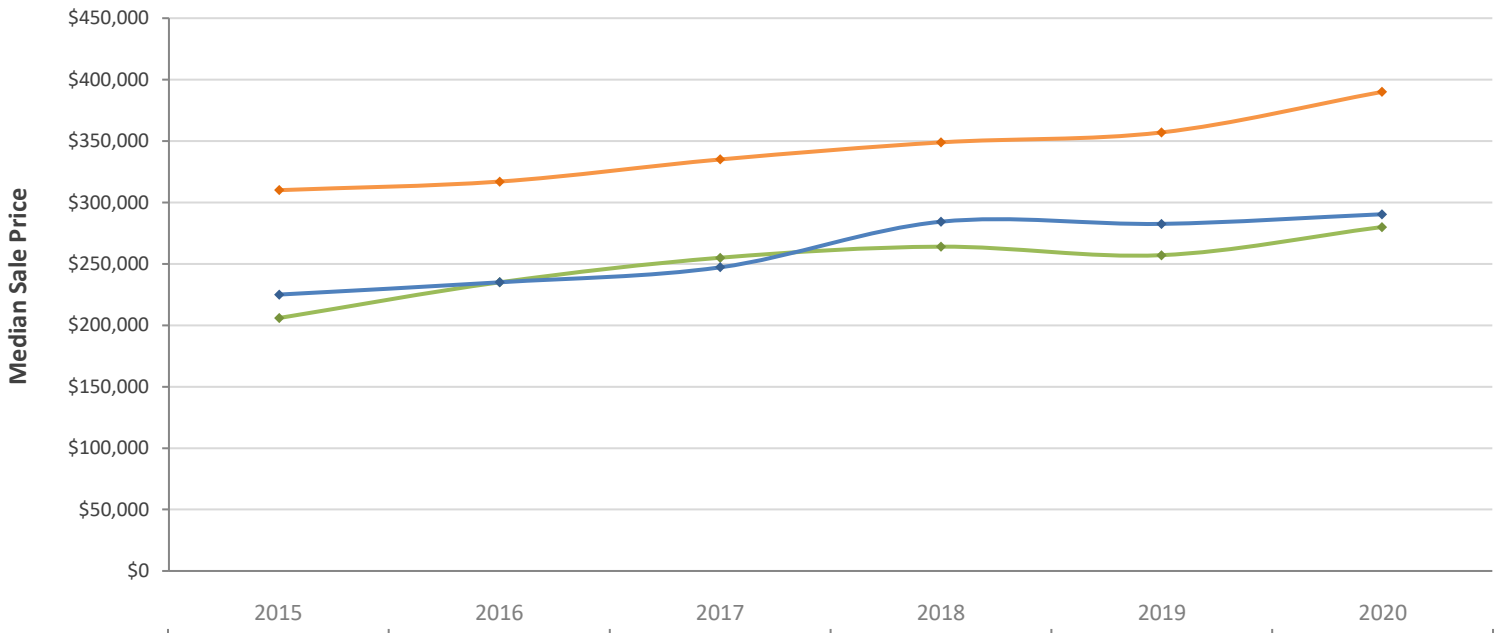
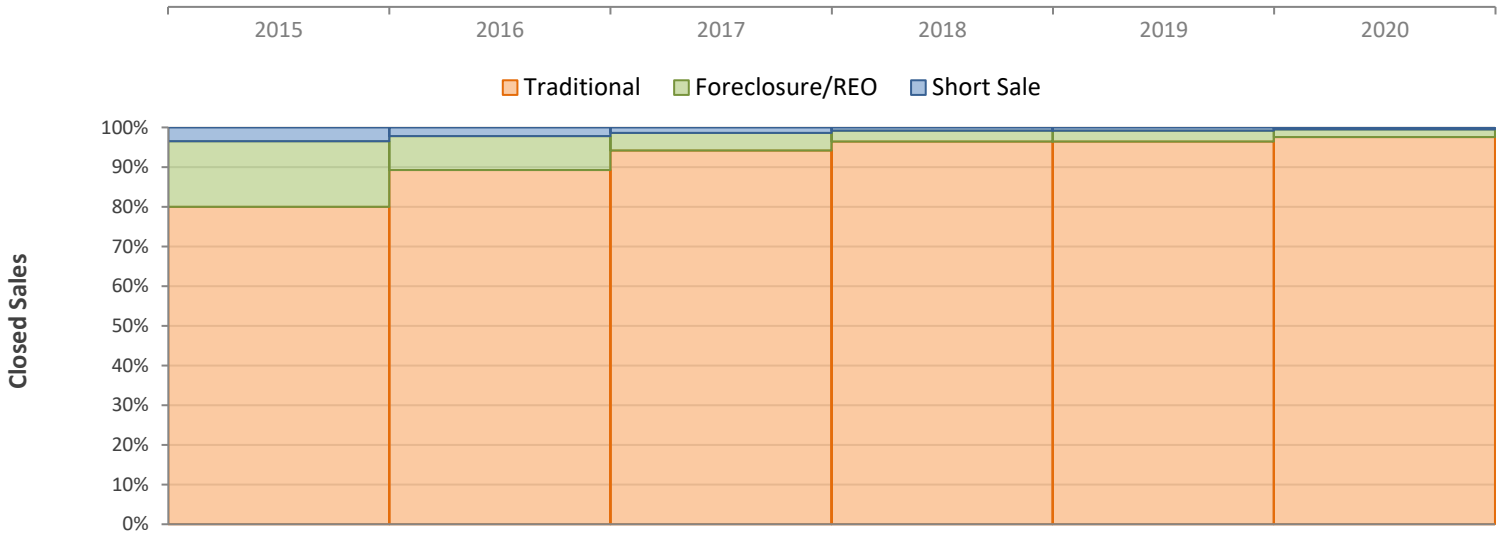
Yearly Distressed Market - 2020

Single Family Homes

Palm Beach County



		2020	2019	Percent Change Year-over-Year
Traditional	Closed Sales	17,730	16,795	5.6%
	Median Sale Price	\$390,000	\$357,000	9.2%
Foreclosure/REO	Closed Sales	352	476	-26.1%
	Median Sale Price	\$280,000	\$257,080	8.9%
Short Sale	Closed Sales	92	150	-38.7%
	Median Sale Price	\$290,400	\$282,550	2.8%



Yearly Market Summary - 2020

Townhouses and Condos

Palm Beach County



	2020	2019	Percent Change Year-over-Year
Closed Sales	13,347	13,398	-0.4%
Paid in Cash	7,039	7,547	-6.7%
Median Sale Price	\$205,000	\$182,000	12.6%
Average Sale Price	\$336,637	\$308,974	9.0%
Dollar Volume	\$4.5 Billion	\$4.1 Billion	8.5%
Med. Pct. of Orig. List Price Received	94.4%	93.9%	0.5%
Median Time to Contract	49 Days	55 Days	-10.9%
Median Time to Sale	90 Days	95 Days	-5.3%
New Pending Sales	15,691	15,083	4.0%
New Listings	19,706	19,207	2.6%
Pending Inventory	2,285	1,616	41.4%
Inventory (Active Listings)	5,140	5,892	-12.8%
Months Supply of Inventory	4.6	5.3	-13.2%



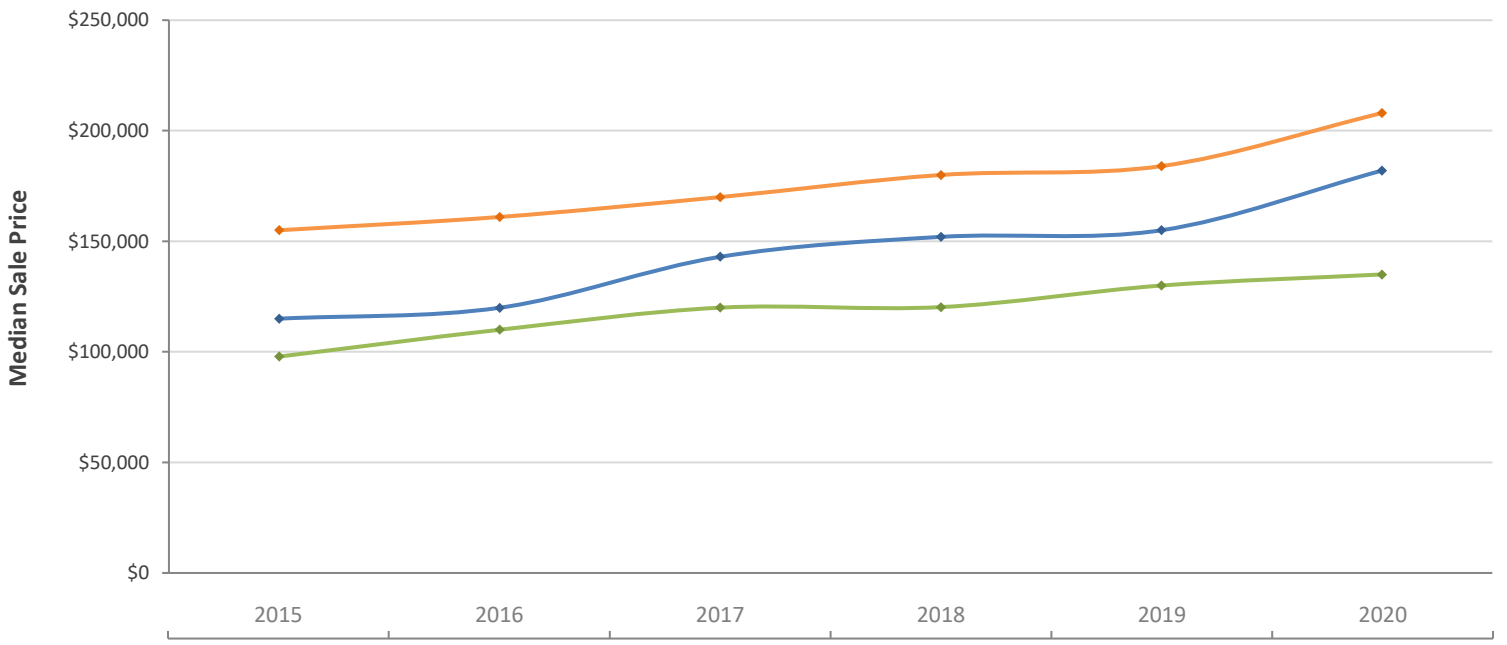
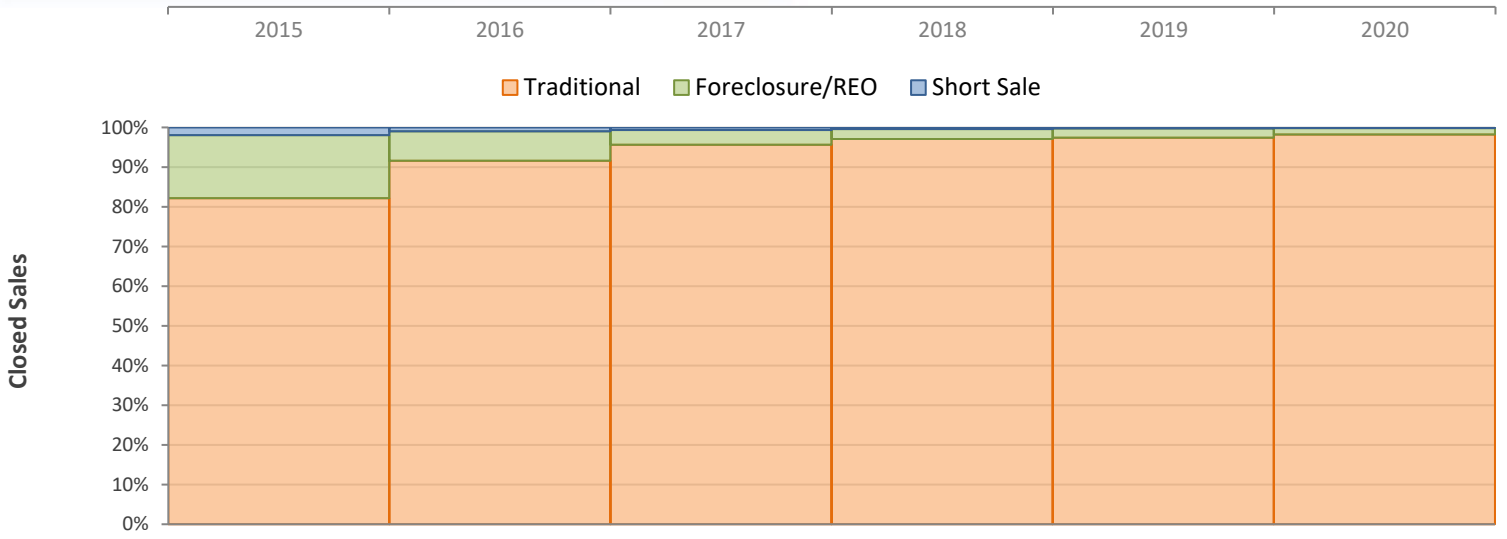
Yearly Distressed Market - 2020

Townhouses and Condos

Palm Beach County



		2020	2019	Percent Change Year-over-Year
Traditional	Closed Sales	13,105	13,046	0.5%
	Median Sale Price	\$208,000	\$184,000	13.0%
Foreclosure/REO	Closed Sales	219	314	-30.3%
	Median Sale Price	\$135,007	\$130,000	3.9%
Short Sale	Closed Sales	23	38	-39.5%
	Median Sale Price	\$182,000	\$155,000	17.4%



Produced by Florida REALTORS® with data provided by Florida's multiple listing services. Statistics for each month compiled from MLS feeds on the 15th day of the following month. Data released on Thursday, February 11, 2021. Next yearly data release is TBD.