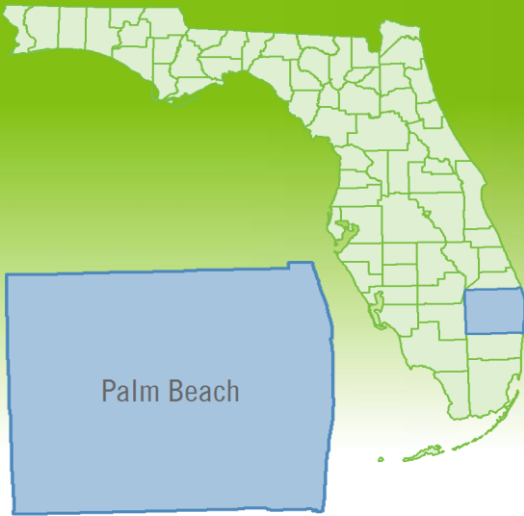


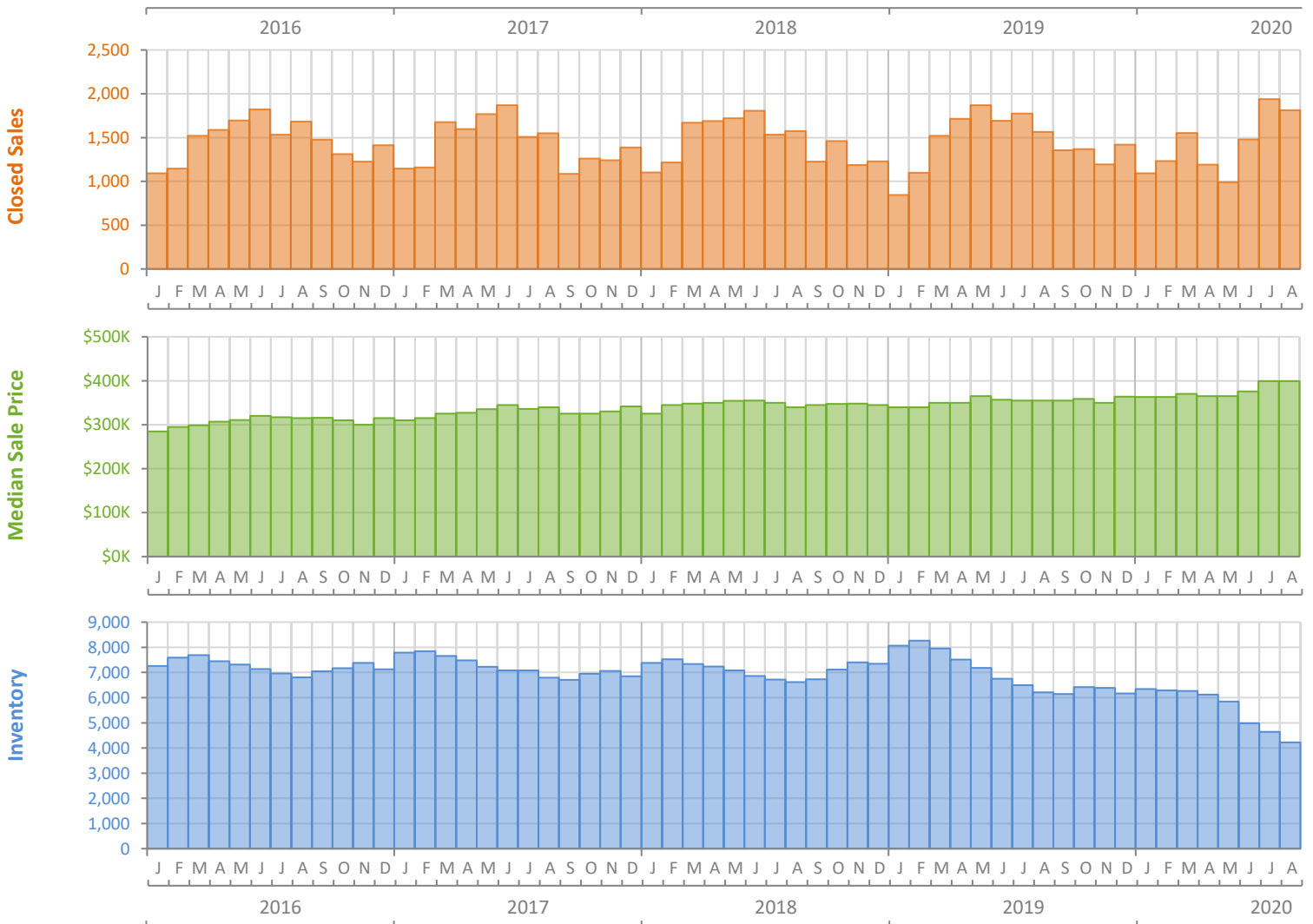
Monthly Market Summary - August 2020

Single Family Homes

Palm Beach County



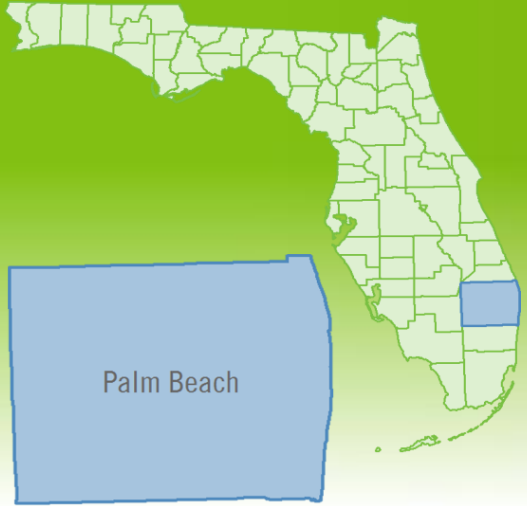
	August 2020	August 2019	Percent Change Year-over-Year
Closed Sales	1,814	1,566	15.8%
Paid in Cash	534	450	18.7%
Median Sale Price	\$399,000	\$355,000	12.4%
Average Sale Price	\$650,286	\$511,969	27.0%
Dollar Volume	\$1.2 Billion	\$801.7 Million	47.1%
Med. Pct. of Orig. List Price Received	96.1%	94.9%	1.3%
Median Time to Contract	35 Days	48 Days	-27.1%
Median Time to Sale	79 Days	91 Days	-13.2%
New Pending Sales	1,826	1,522	20.0%
New Listings	1,892	1,663	13.8%
Pending Inventory	2,926	2,576	13.6%
Inventory (Active Listings)	4,227	6,210	-31.9%
Months Supply of Inventory	3.0	4.3	-30.2%



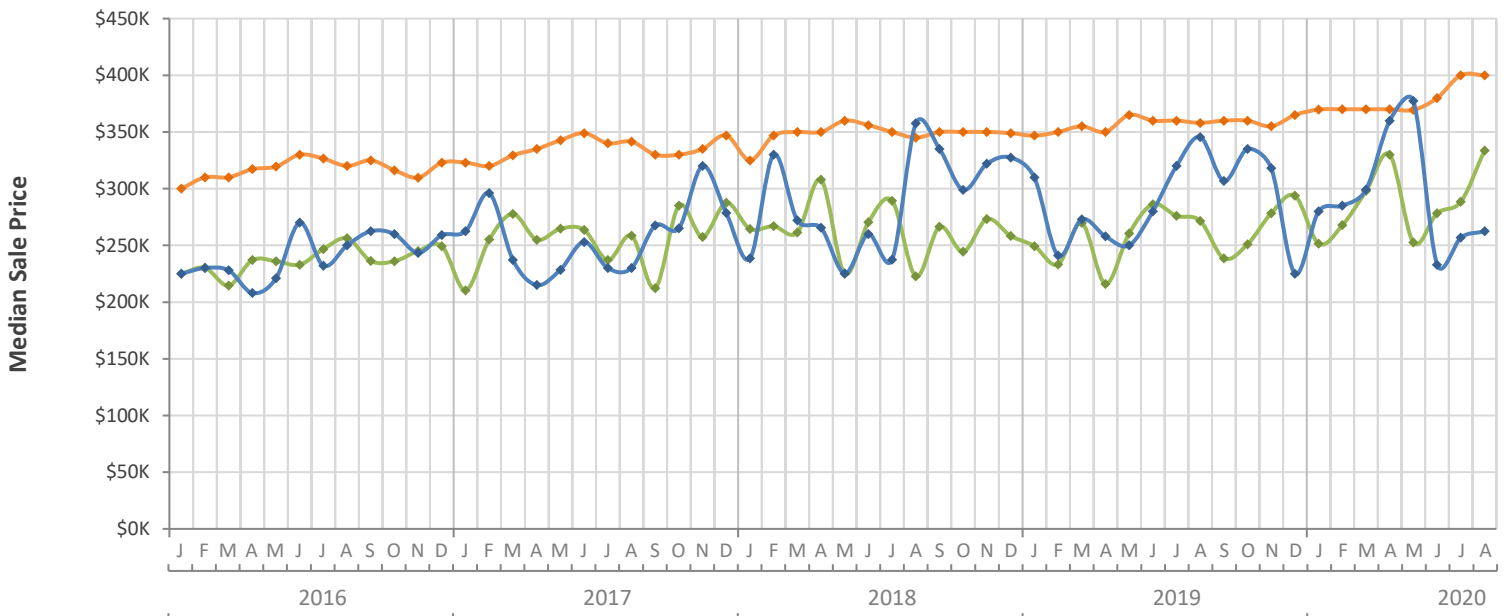
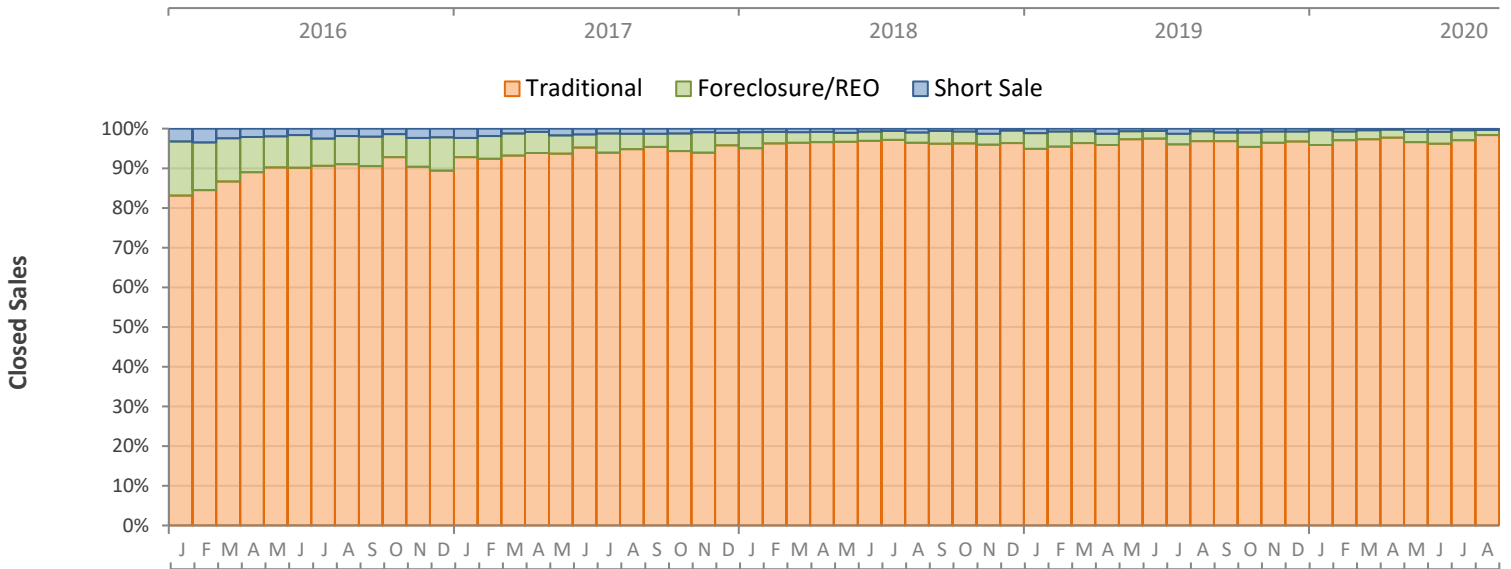
Monthly Distressed Market - August 2020

Single Family Homes

Palm Beach County



		August 2020	August 2019	Percent Change Year-over-Year
Traditional	Closed Sales	1,785	1,516	17.7%
	Median Sale Price	\$400,000	\$358,000	11.7%
Foreclosure/REO	Closed Sales	23	40	-42.5%
	Median Sale Price	\$333,750	\$271,663	22.9%
Short Sale	Closed Sales	6	10	-40.0%
	Median Sale Price	\$262,375	\$345,600	-24.1%



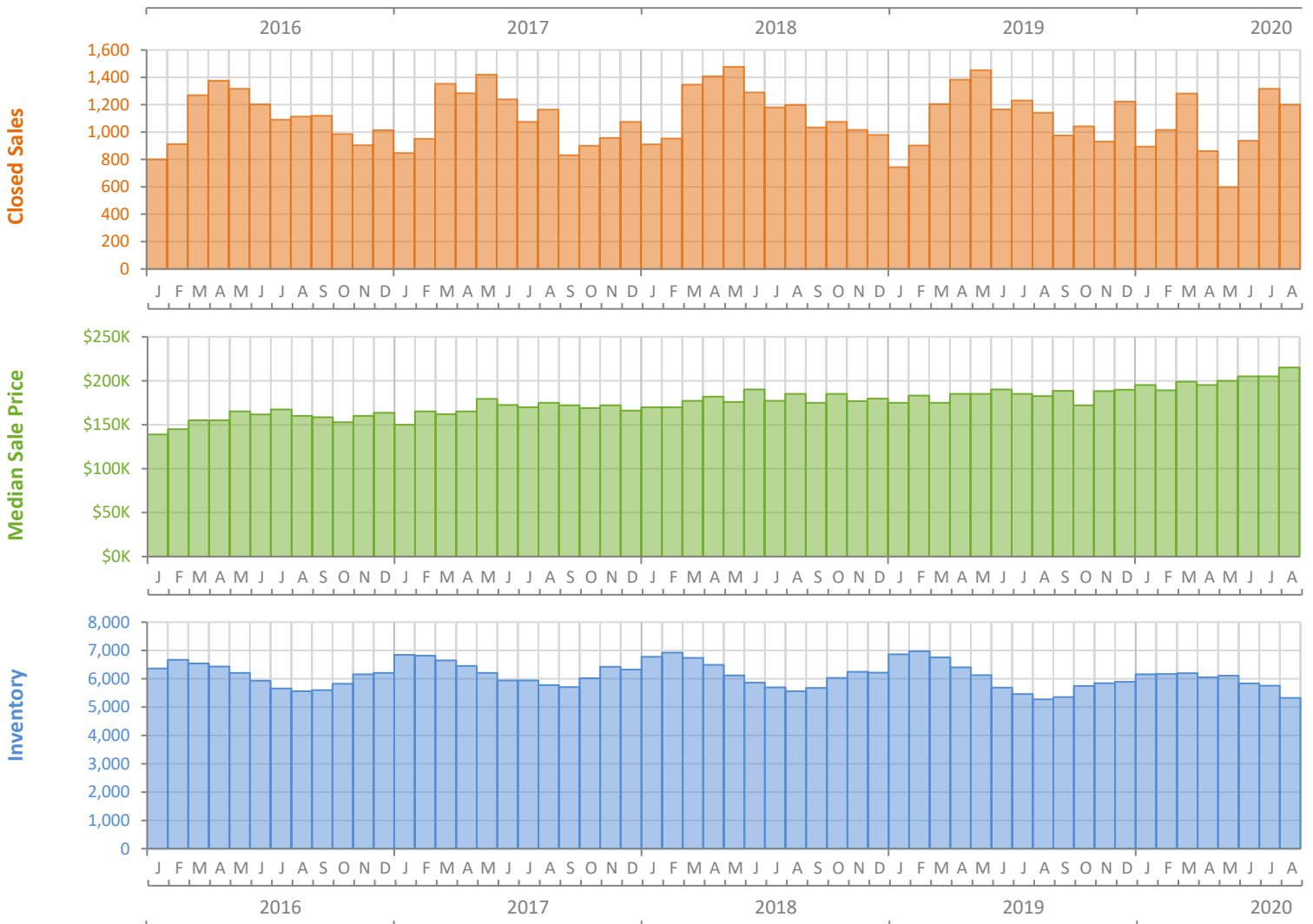
Monthly Market Summary - August 2020

Townhouses and Condos

Palm Beach County



	August 2020	August 2019	Percent Change Year-over-Year
Closed Sales	1,200	1,141	5.2%
Paid in Cash	590	604	-2.3%
Median Sale Price	\$215,000	\$182,500	17.8%
Average Sale Price	\$305,311	\$320,951	-4.9%
Dollar Volume	\$366.4 Million	\$366.2 Million	0.0%
Med. Pct. of Orig. List Price Received	94.8%	94.2%	0.6%
Median Time to Contract	44 Days	58 Days	-24.1%
Median Time to Sale	87 Days	97 Days	-10.3%
New Pending Sales	1,269	1,191	6.5%
New Listings	1,635	1,360	20.2%
Pending Inventory	2,064	2,114	-2.4%
Inventory (Active Listings)	5,321	5,275	0.9%
Months Supply of Inventory	5.2	4.7	10.6%



Monthly Distressed Market - August 2020

Townhouses and Condos

Palm Beach County



		August 2020	August 2019	Percent Change Year-over-Year
Traditional	Closed Sales	1,179	1,109	6.3%
	Median Sale Price	\$218,000	\$185,000	17.8%
Foreclosure/REO	Closed Sales	21	29	-27.6%
	Median Sale Price	\$105,000	\$132,450	-20.7%
Short Sale	Closed Sales	0	3	-100.0%
	Median Sale Price	(No Sales)	\$131,000	N/A

