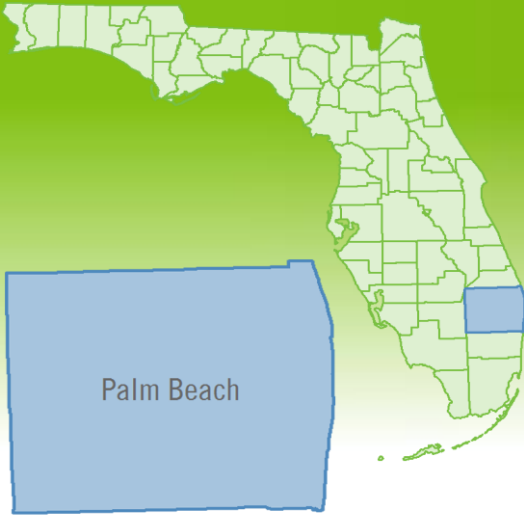


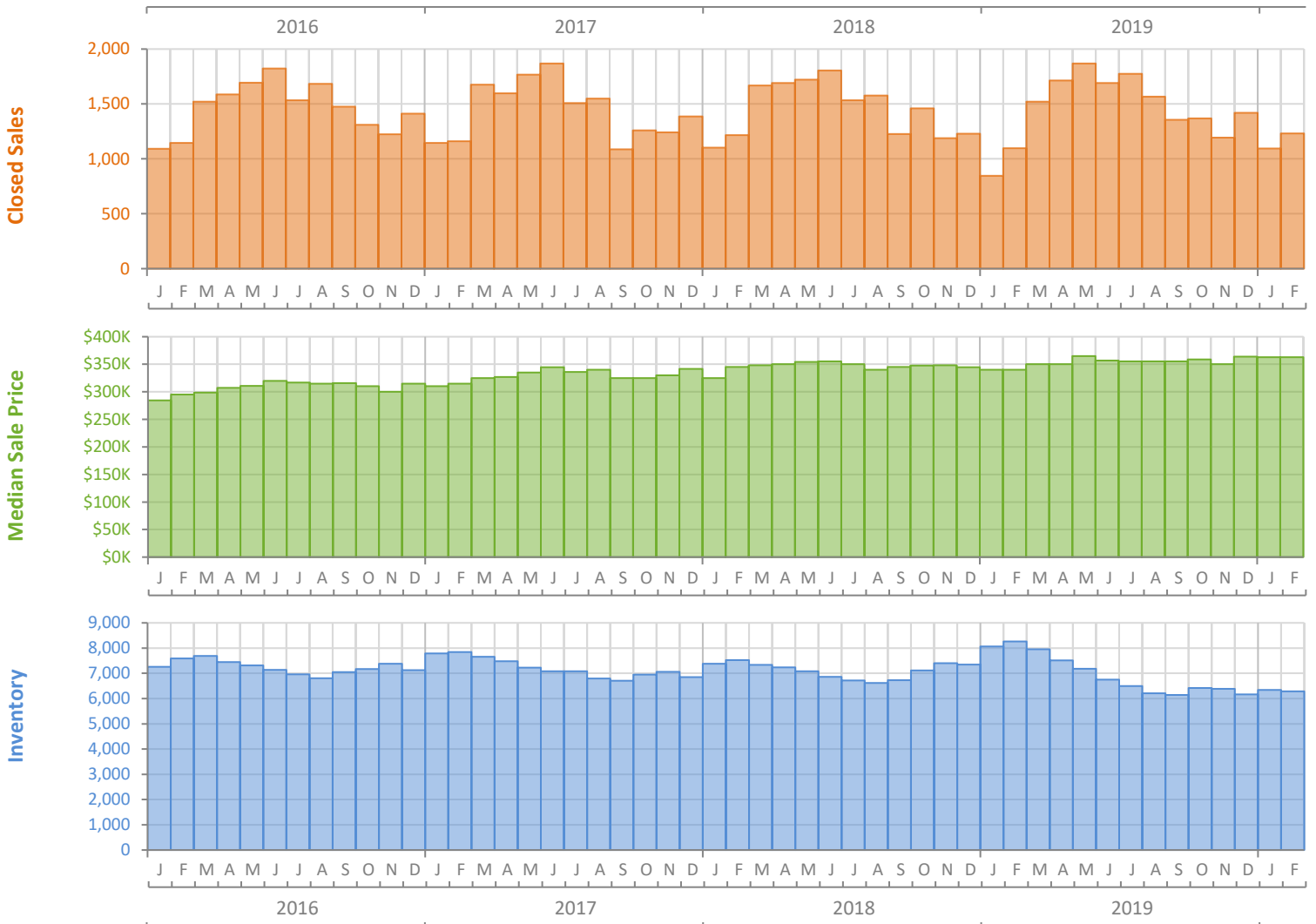
Monthly Market Summary - February 2020

Single Family Homes

Palm Beach County



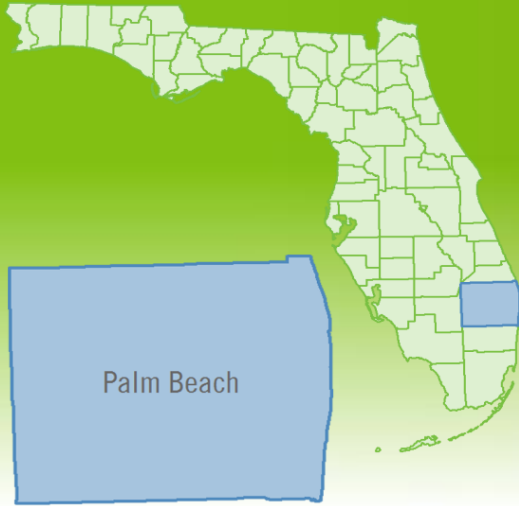
	February 2020	February 2019	Percent Change Year-over-Year
Closed Sales	1,233	1,098	12.3%
Paid in Cash	438	430	1.9%
Median Sale Price	\$363,000	\$340,000	6.8%
Average Sale Price	\$608,819	\$530,109	14.8%
Dollar Volume	\$750.7 Million	\$582.1 Million	29.0%
Med. Pct. of Orig. List Price Received	95.0%	94.3%	0.7%
Median Time to Contract	61 Days	61 Days	0.0%
Median Time to Sale	103 Days	100 Days	3.0%
New Pending Sales	1,898	1,682	12.8%
New Listings	2,039	2,230	-8.6%
Pending Inventory	2,958	2,785	6.2%
Inventory (Active Listings)	6,282	8,269	-24.0%
Months Supply of Inventory	4.2	5.8	-27.6%



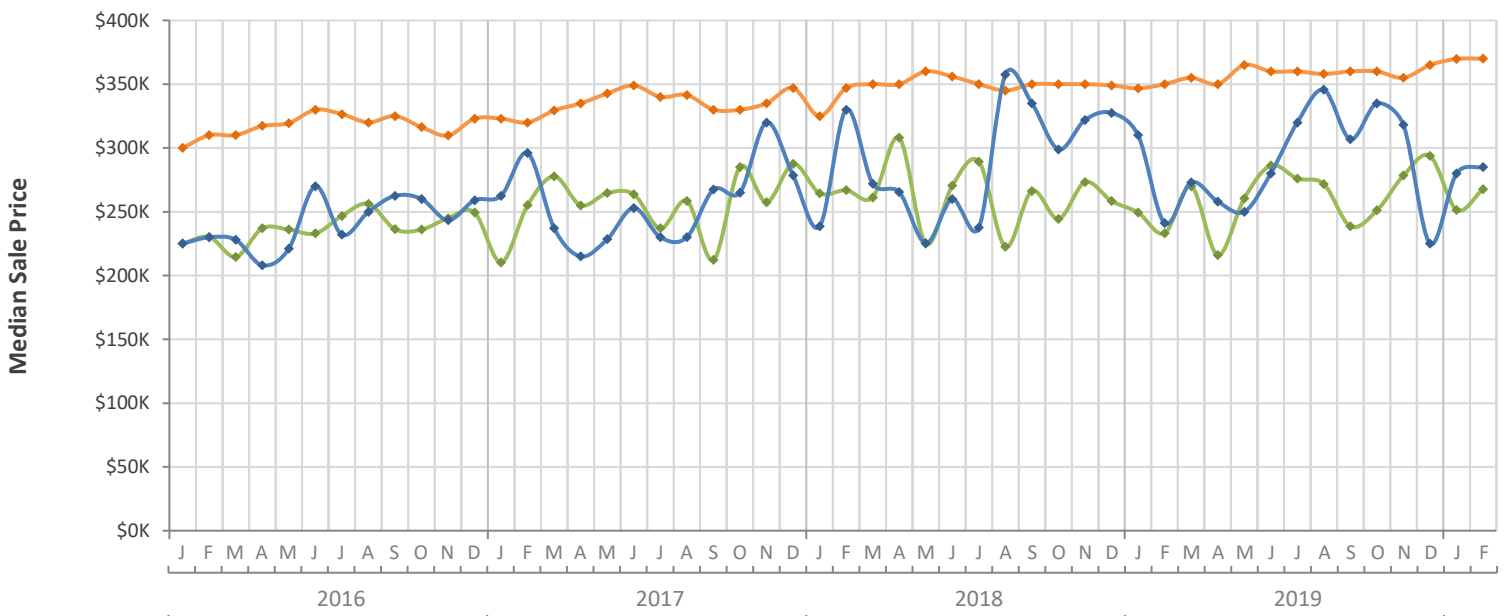
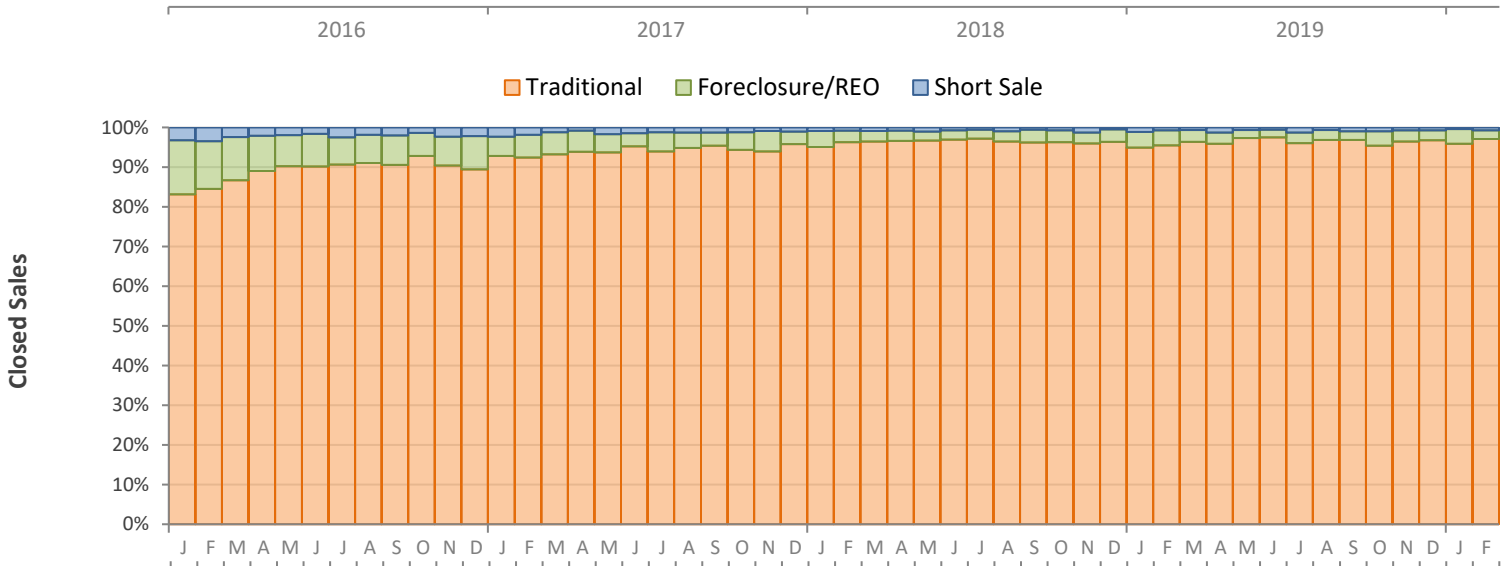
Monthly Distressed Market - February 2020

Single Family Homes

Palm Beach County



		February 2020	February 2019	Percent Change Year-over-Year
Traditional	Closed Sales	1,197	1,048	14.2%
	Median Sale Price	\$370,000	\$350,000	5.7%
Foreclosure/REO	Closed Sales	27	42	-35.7%
	Median Sale Price	\$267,750	\$233,140	14.8%
Short Sale	Closed Sales	9	8	12.5%
	Median Sale Price	\$285,000	\$241,000	18.3%



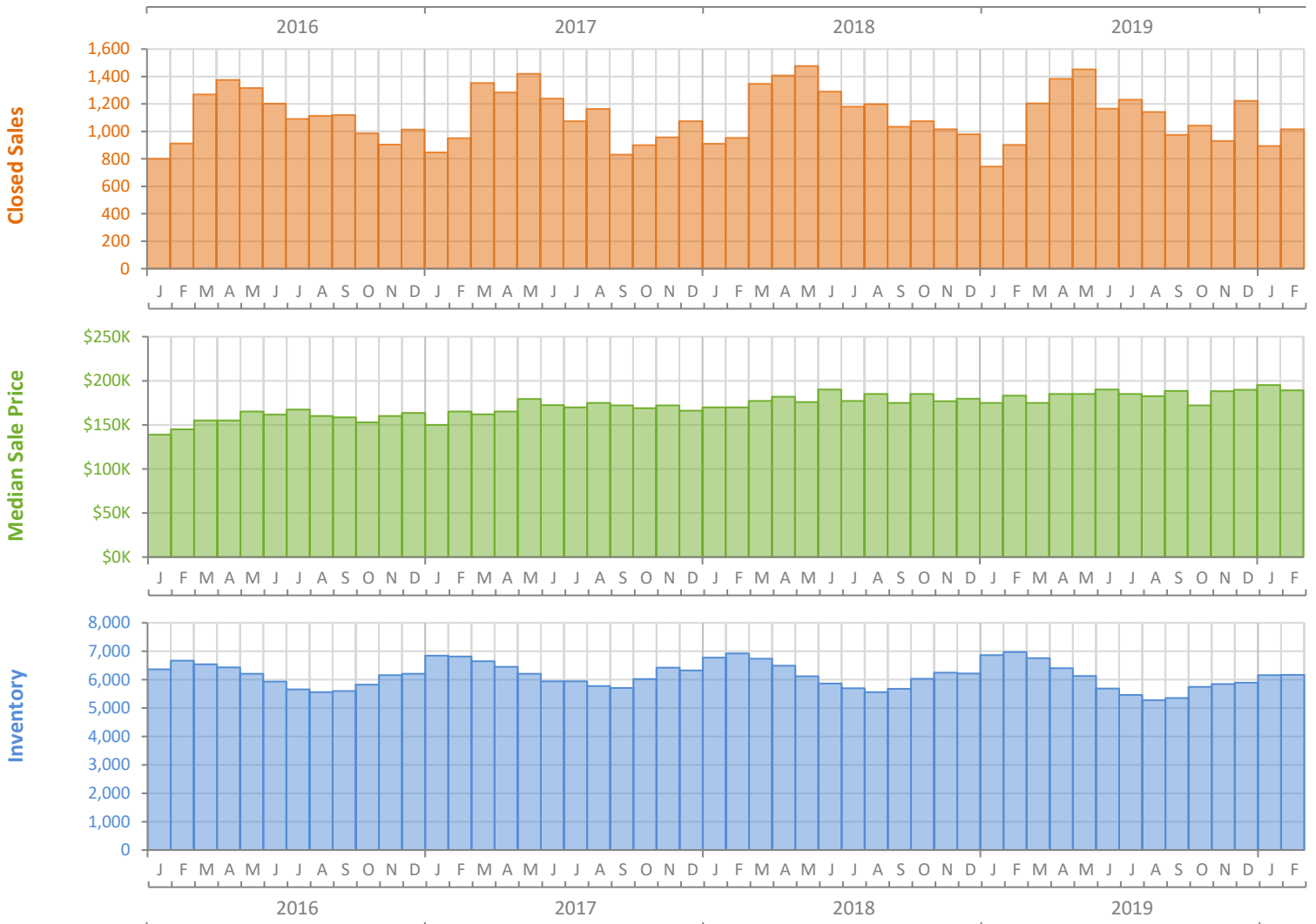
Monthly Market Summary - February 2020

Townhouses and Condos

Palm Beach County



	February 2020	February 2019	Percent Change Year-over-Year
Closed Sales	1,015	902	12.5%
Paid in Cash	634	542	17.0%
Median Sale Price	\$189,000	\$183,000	3.3%
Average Sale Price	\$332,494	\$293,172	13.4%
Dollar Volume	\$337.5 Million	\$264.4 Million	27.6%
Med. Pct. of Orig. List Price Received	93.7%	93.7%	0.0%
Median Time to Contract	59 Days	60 Days	-1.7%
Median Time to Sale	97 Days	97 Days	0.0%
New Pending Sales	1,563	1,340	16.6%
New Listings	1,838	1,792	2.6%
Pending Inventory	2,409	2,294	5.0%
Inventory (Active Listings)	6,170	6,976	-11.6%
Months Supply of Inventory	5.4	6.1	-11.5%



Monthly Distressed Market - February 2020

Townhouses and Condos

Palm Beach County



		February 2020	February 2019	Percent Change Year-over-Year
Traditional	Closed Sales	987	867	13.8%
	Median Sale Price	\$190,000	\$185,000	2.7%
Foreclosure/REO	Closed Sales	27	30	-10.0%
	Median Sale Price	\$128,100	\$150,551	-14.9%
Short Sale	Closed Sales	1	5	-80.0%
	Median Sale Price	\$235,000	\$125,000	88.0%

