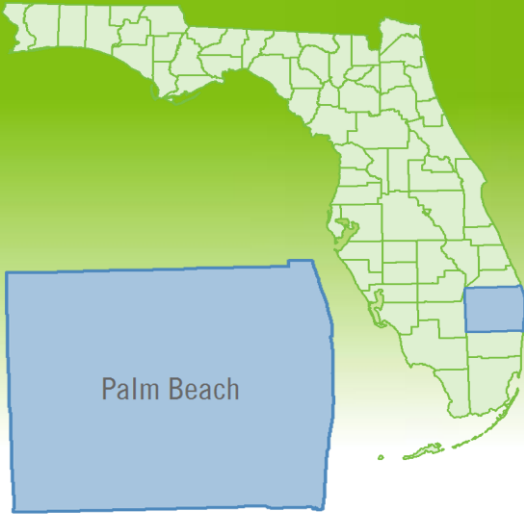


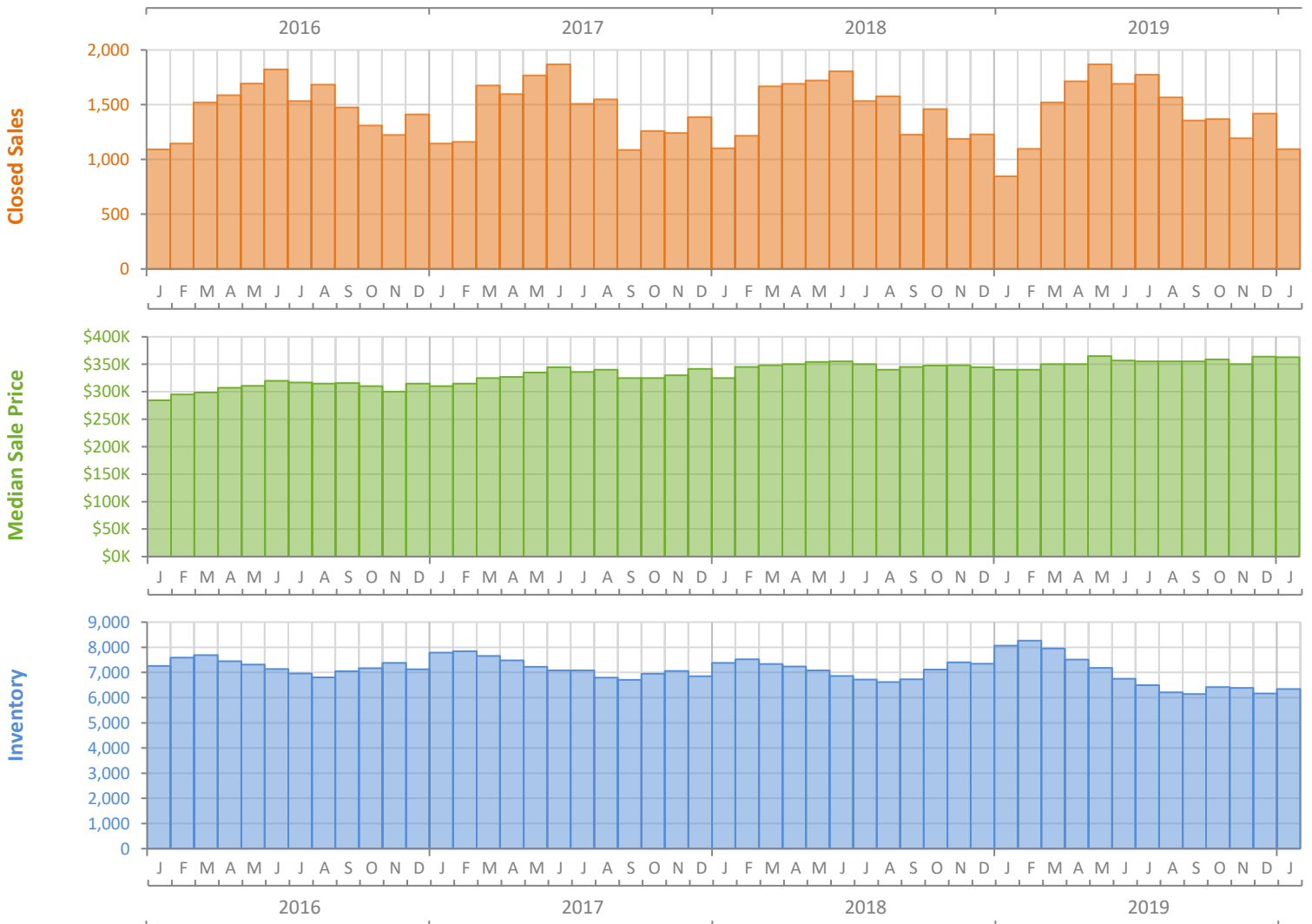
Monthly Market Summary - January 2020

Single Family Homes

Palm Beach County



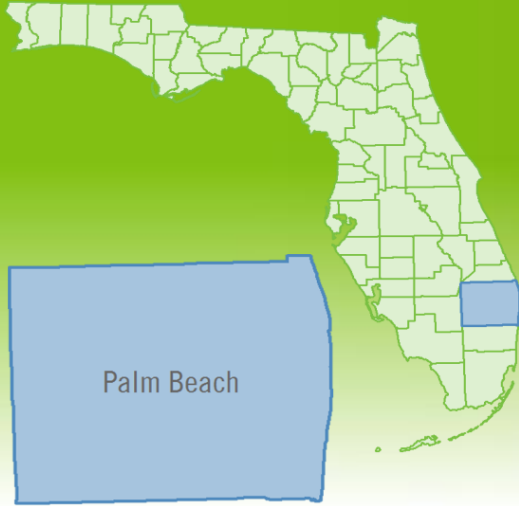
	January 2020	January 2019	Percent Change Year-over-Year
Closed Sales	1,094	846	29.3%
Paid in Cash	409	323	26.6%
Median Sale Price	\$363,000	\$340,000	6.8%
Average Sale Price	\$609,770	\$564,736	8.0%
Dollar Volume	\$667.1 Million	\$477.8 Million	39.6%
Med. Pct. of Orig. List Price Received	94.8%	94.4%	0.4%
Median Time to Contract	52 Days	56 Days	-7.1%
Median Time to Sale	97 Days	97 Days	0.0%
New Pending Sales	1,717	1,511	13.6%
New Listings	2,137	2,442	-12.5%
Pending Inventory	2,443	2,293	6.5%
Inventory (Active Listings)	6,347	8,069	-21.3%
Months Supply of Inventory	4.3	5.6	-23.2%



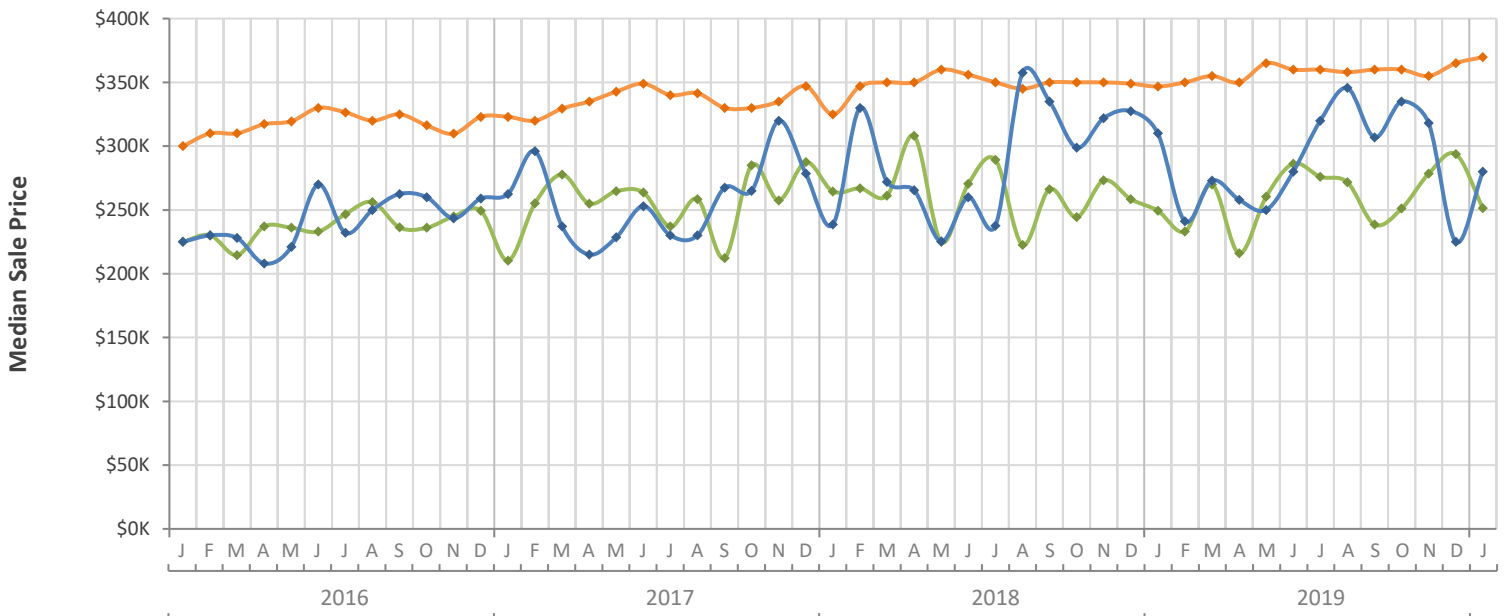
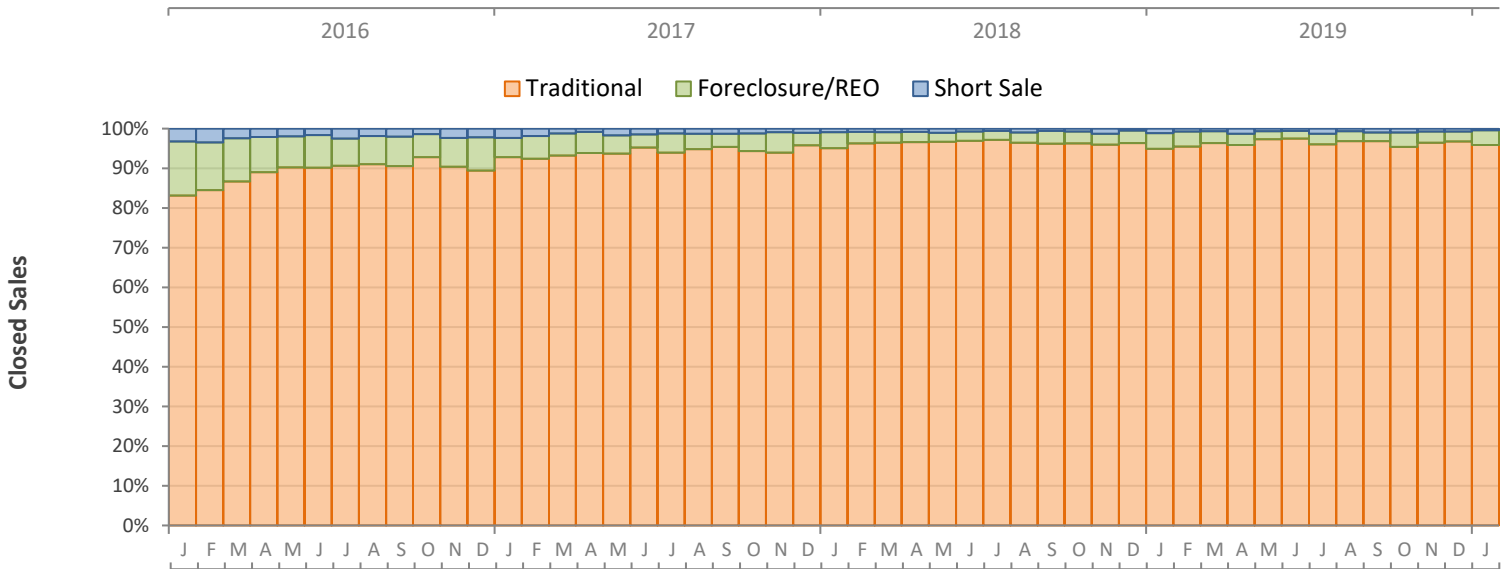
Monthly Distressed Market - January 2020

Single Family Homes

Palm Beach County



		January 2020	January 2019	Percent Change Year-over-Year
Traditional	Closed Sales	1,049	803	30.6%
	Median Sale Price	\$369,750	\$346,750	6.6%
Foreclosure/REO	Closed Sales	40	33	21.2%
	Median Sale Price	\$251,500	\$249,375	0.9%
Short Sale	Closed Sales	5	10	-50.0%
	Median Sale Price	\$280,000	\$310,000	-9.7%



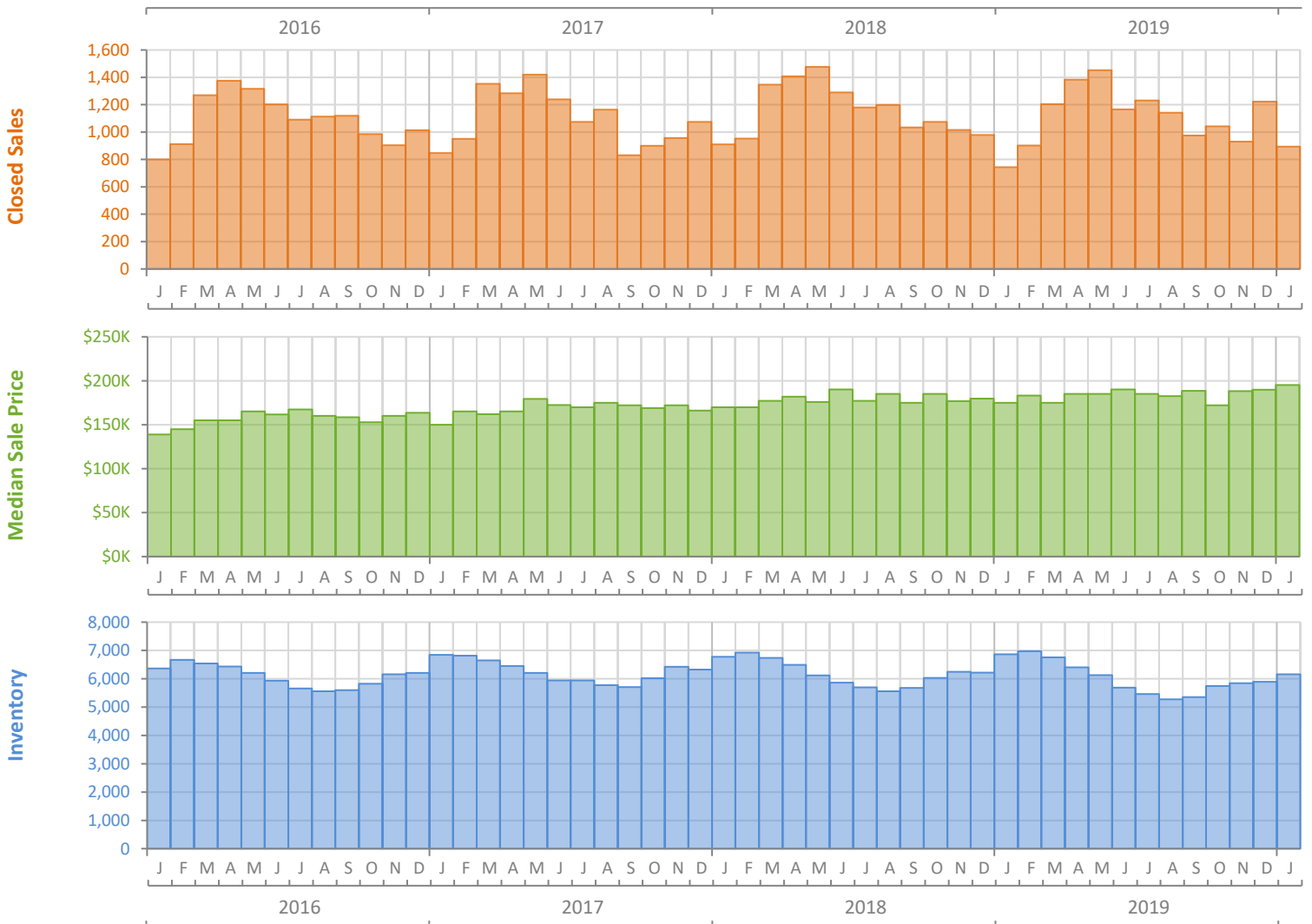
Monthly Market Summary - January 2020

Townhouses and Condos

Palm Beach County



	January 2020	January 2019	Percent Change Year-over-Year
Closed Sales	895	744	20.3%
Paid in Cash	520	446	16.6%
Median Sale Price	\$195,000	\$175,000	11.4%
Average Sale Price	\$332,928	\$271,512	22.6%
Dollar Volume	\$298.0 Million	\$202.0 Million	47.5%
Med. Pct. of Orig. List Price Received	93.8%	93.4%	0.4%
Median Time to Contract	50 Days	63 Days	-20.6%
Median Time to Sale	91 Days	99 Days	-8.1%
New Pending Sales	1,441	1,220	18.1%
New Listings	2,055	2,112	-2.7%
Pending Inventory	1,985	1,974	0.6%
Inventory (Active Listings)	6,162	6,868	-10.3%
Months Supply of Inventory	5.5	6.0	-8.3%



Monthly Distressed Market - January 2020

Townhouses and Condos

Palm Beach County



		January 2020	January 2019	Percent Change Year-over-Year
Traditional	Closed Sales	879	721	21.9%
	Median Sale Price	\$196,000	\$176,000	11.4%
Foreclosure/REO	Closed Sales	13	20	-35.0%
	Median Sale Price	\$137,228	\$120,000	14.4%
Short Sale	Closed Sales	3	3	0.0%
	Median Sale Price	\$186,000	\$66,125	181.3%

