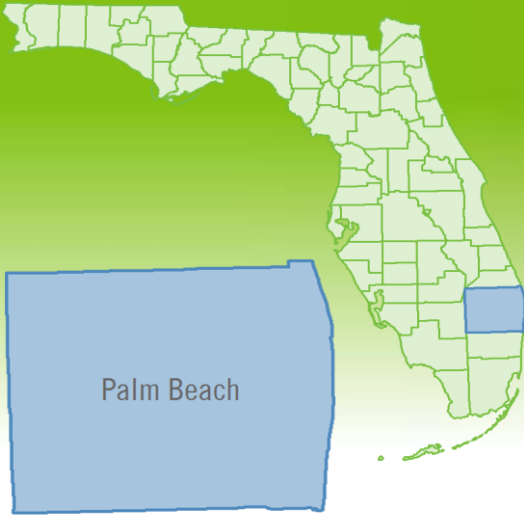


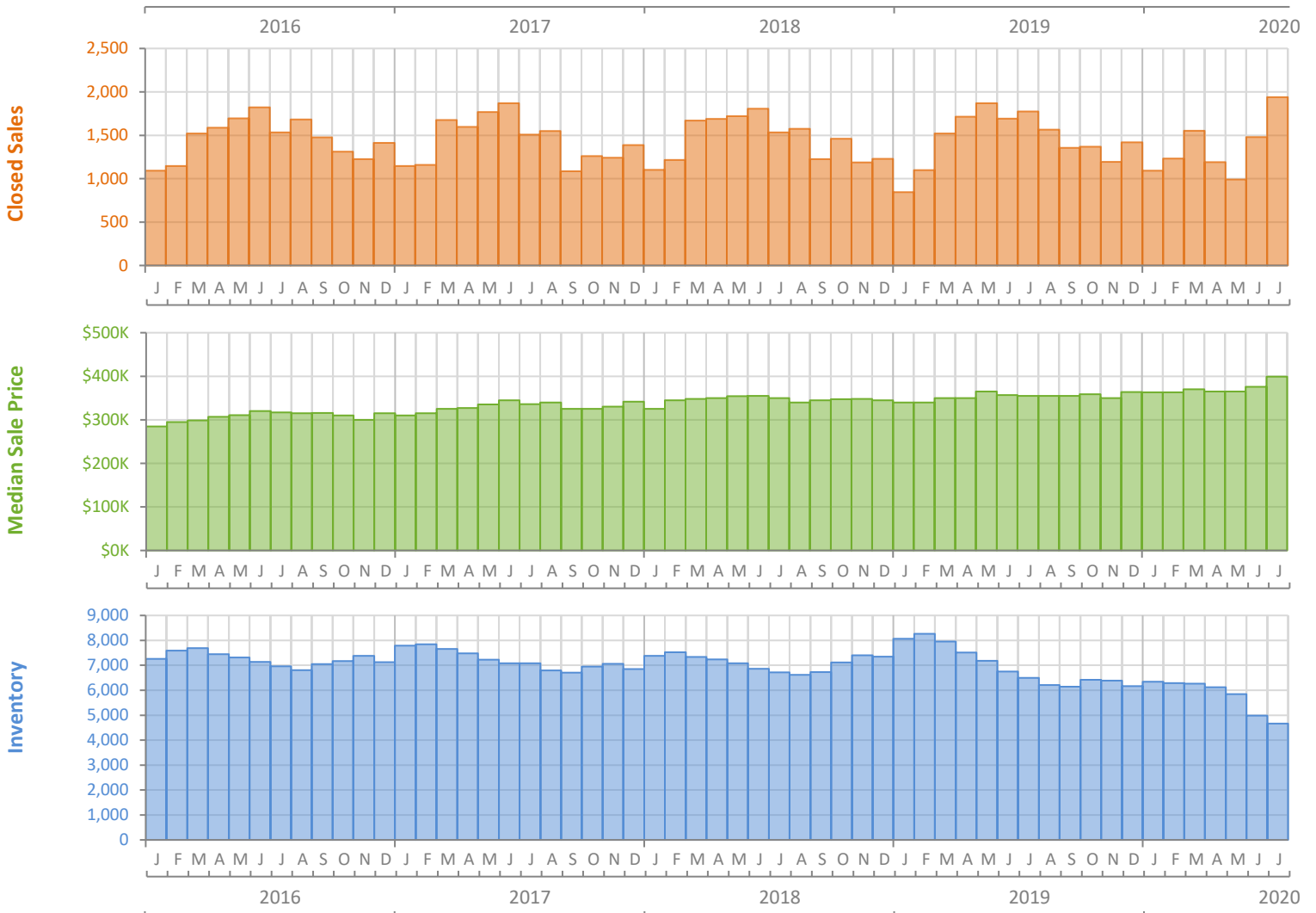
Monthly Market Summary - July 2020

Single Family Homes

Palm Beach County



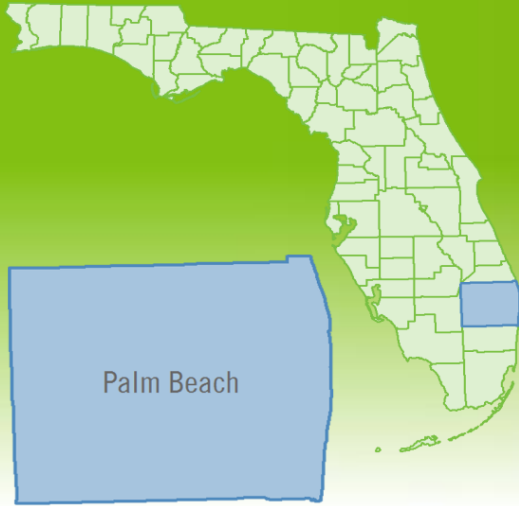
	July 2020	July 2019	Percent Change Year-over-Year
Closed Sales	1,941	1,775	9.4%
Paid in Cash	553	527	4.9%
Median Sale Price	\$399,320	\$355,013	12.5%
Average Sale Price	\$737,848	\$578,531	27.5%
Dollar Volume	\$1.4 Billion	\$1.0 Billion	39.5%
Med. Pct. of Orig. List Price Received	95.9%	95.0%	0.9%
Median Time to Contract	42 Days	49 Days	-14.3%
Median Time to Sale	85 Days	94 Days	-9.6%
New Pending Sales	2,069	1,720	20.3%
New Listings	1,998	1,873	6.7%
Pending Inventory	3,221	2,793	15.3%
Inventory (Active Listings)	4,666	6,494	-28.1%
Months Supply of Inventory	3.4	4.5	-24.4%



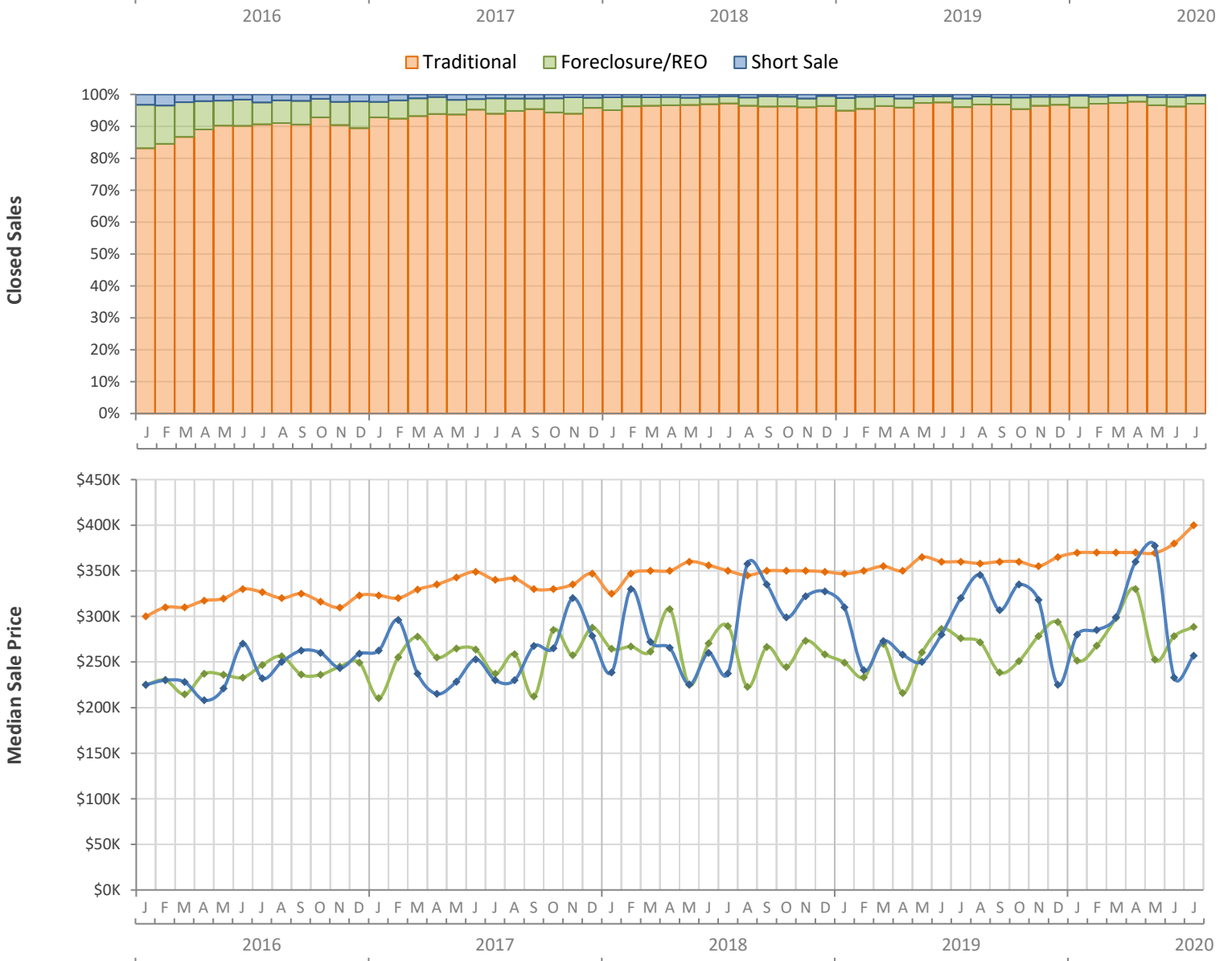
Monthly Distressed Market - July 2020

Single Family Homes

Palm Beach County



		July 2020	July 2019	Percent Change Year-over-Year
Traditional	Closed Sales	1,885	1,705	10.6%
	Median Sale Price	\$400,000	\$360,000	11.1%
Foreclosure/REO	Closed Sales	48	47	2.1%
	Median Sale Price	\$288,500	\$276,000	4.5%
Short Sale	Closed Sales	8	23	-65.2%
	Median Sale Price	\$257,000	\$320,000	-19.7%



Produced by Florida REALTORS® with data provided by Florida's multiple listing services. Statistics for each month compiled from MLS feeds on the 15th day of the following month. Data released on Friday, August 21, 2020. Next data release is Tuesday, September 22, 2020.

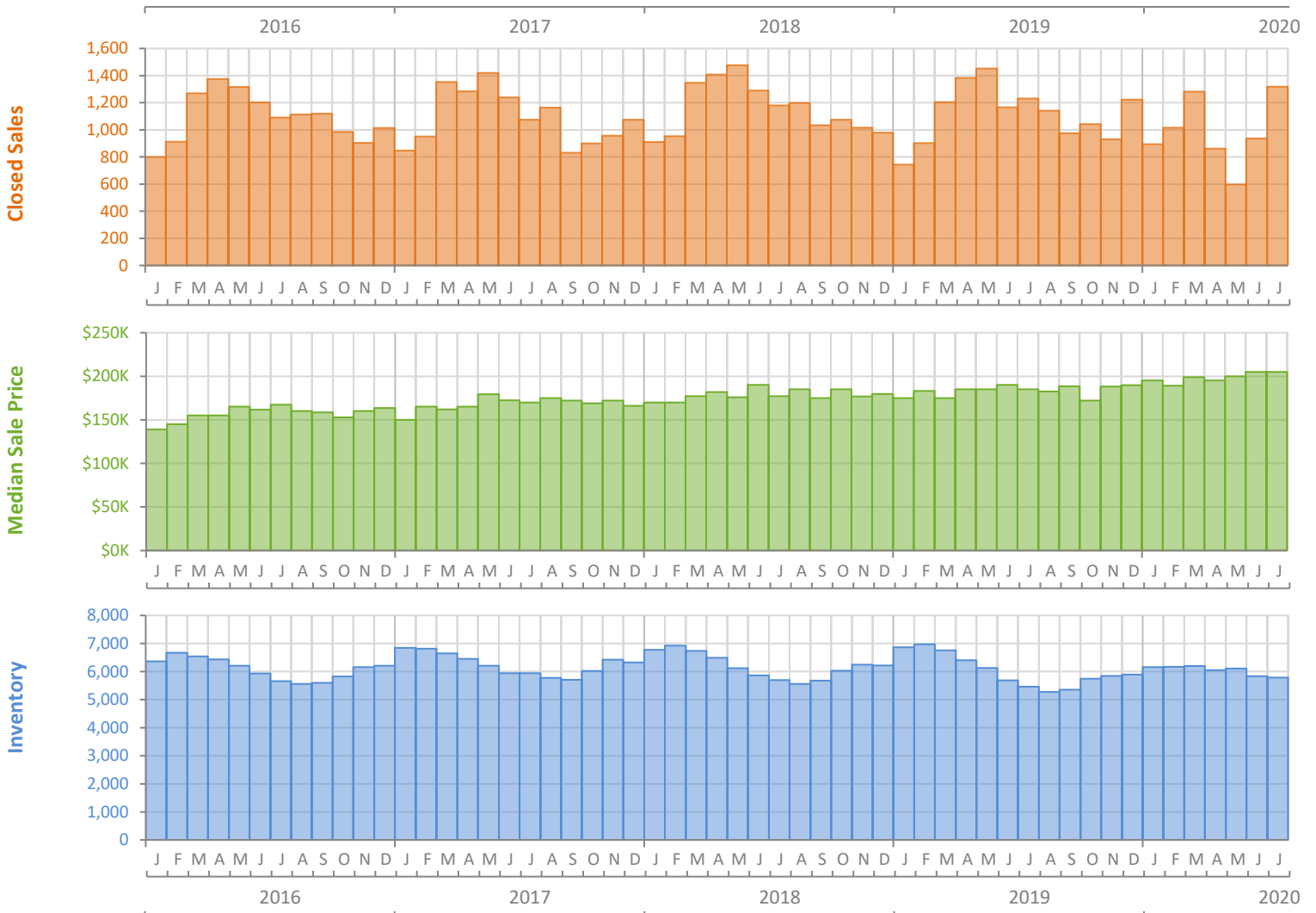
Monthly Market Summary - July 2020

Townhouses and Condos

Palm Beach County



	July 2020	July 2019	Percent Change Year-over-Year
Closed Sales	1,319	1,232	7.1%
Paid in Cash	658	636	3.5%
Median Sale Price	\$205,000	\$185,000	10.8%
Average Sale Price	\$306,467	\$293,198	4.5%
Dollar Volume	\$404.2 Million	\$361.2 Million	11.9%
Med. Pct. of Orig. List Price Received	94.3%	94.0%	0.3%
Median Time to Contract	54 Days	53 Days	1.9%
Median Time to Sale	91 Days	95 Days	-4.2%
New Pending Sales	1,507	1,255	20.1%
New Listings	1,772	1,379	28.5%
Pending Inventory	2,254	2,201	2.4%
Inventory (Active Listings)	5,781	5,462	5.8%
Months Supply of Inventory	5.7	4.9	16.3%



Monthly Distressed Market - July 2020

Townhouses and Condos

Palm Beach County



		July 2020	July 2019	Percent Change Year-over-Year
Traditional	Closed Sales	1,295	1,204	7.6%
	Median Sale Price	\$205,000	\$185,000	10.8%
Foreclosure/REO	Closed Sales	23	25	-8.0%
	Median Sale Price	\$163,000	\$128,000	27.3%
Short Sale	Closed Sales	1	3	-66.7%
	Median Sale Price	\$565,000	\$90,000	527.8%

