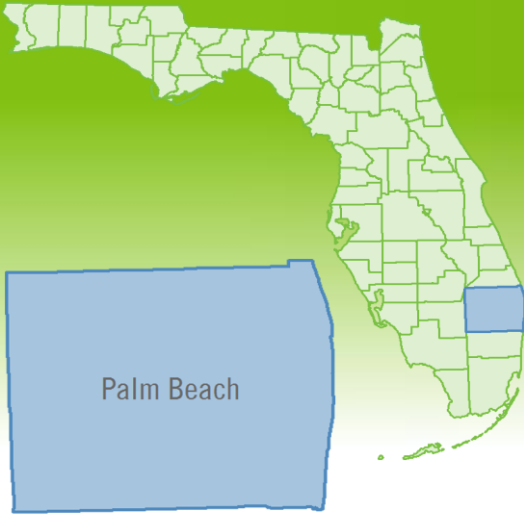


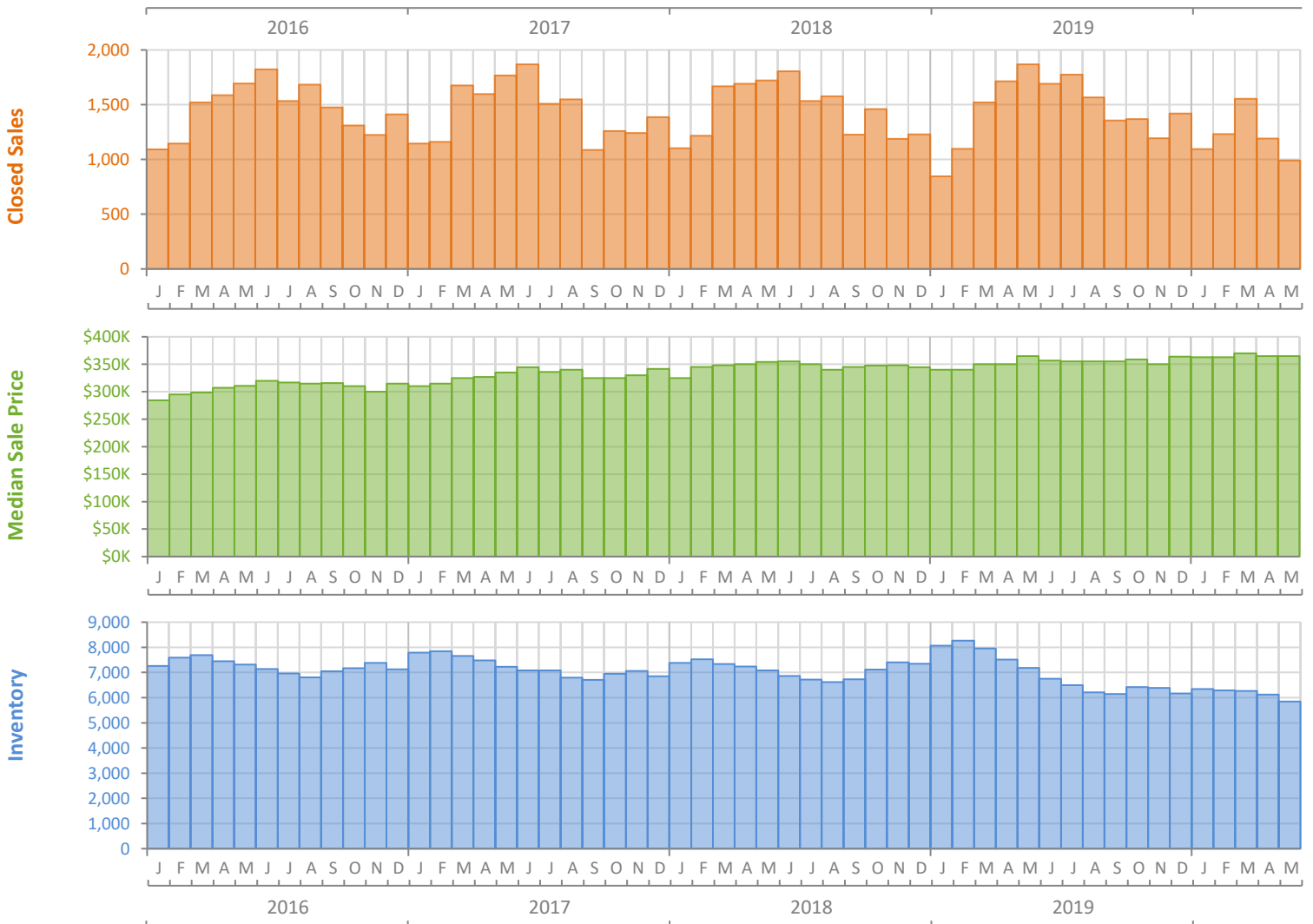
Monthly Market Summary - May 2020

Single Family Homes

Palm Beach County



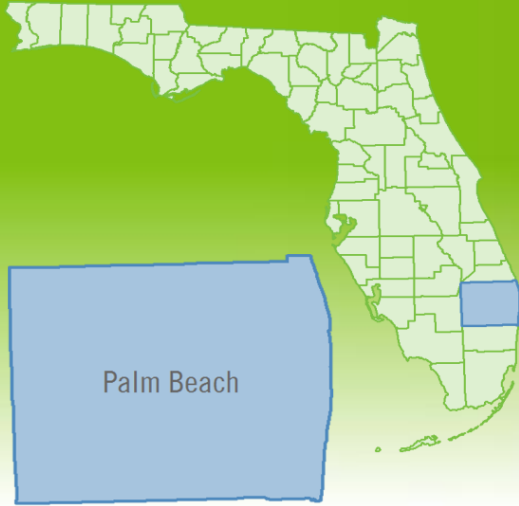
	May 2020	May 2019	Percent Change Year-over-Year
Closed Sales	991	1,870	-47.0%
Paid in Cash	315	628	-49.8%
Median Sale Price	\$365,000	\$364,900	0.0%
Average Sale Price	\$655,752	\$591,775	10.8%
Dollar Volume	\$649.9 Million	\$1.1 Billion	-41.3%
Med. Pct. of Orig. List Price Received	95.0%	94.6%	0.4%
Median Time to Contract	37 Days	52 Days	-28.8%
Median Time to Sale	84 Days	97 Days	-13.4%
New Pending Sales	1,698	1,913	-11.2%
New Listings	1,931	2,139	-9.7%
Pending Inventory	2,619	3,155	-17.0%
Inventory (Active Listings)	5,850	7,184	-18.6%
Months Supply of Inventory	4.3	5.1	-15.7%



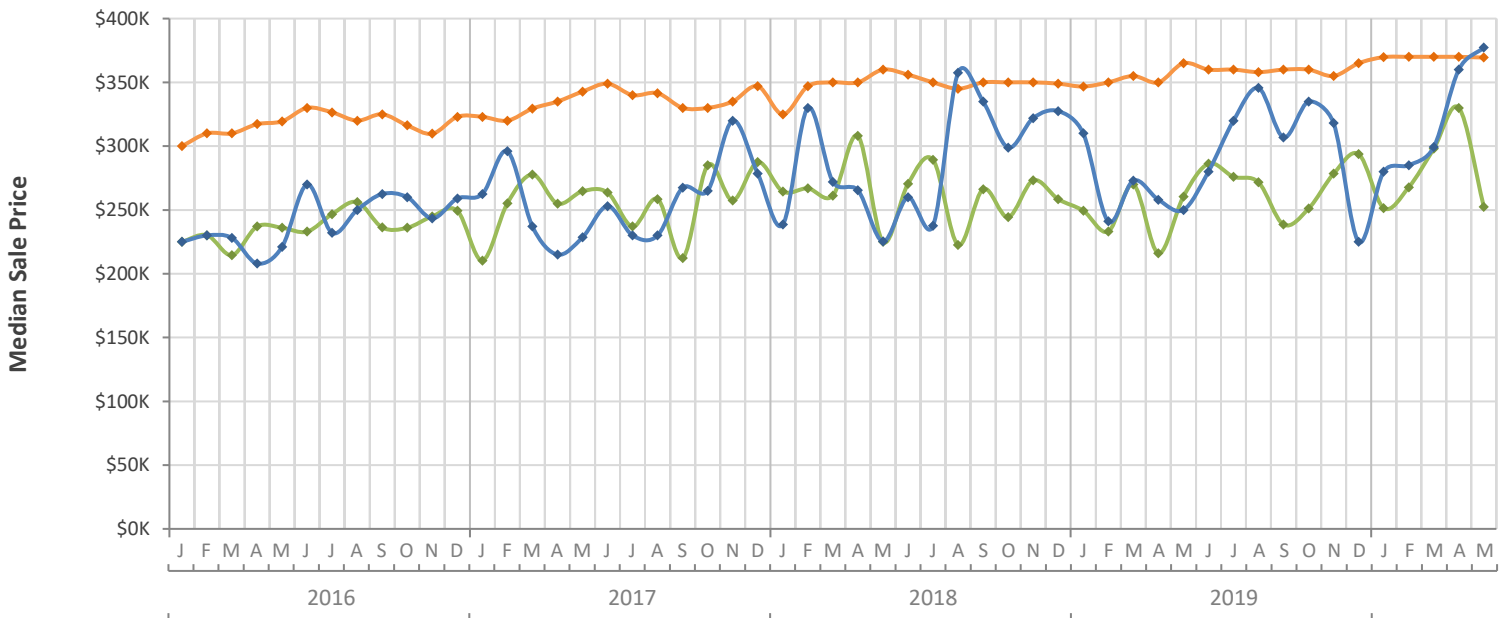
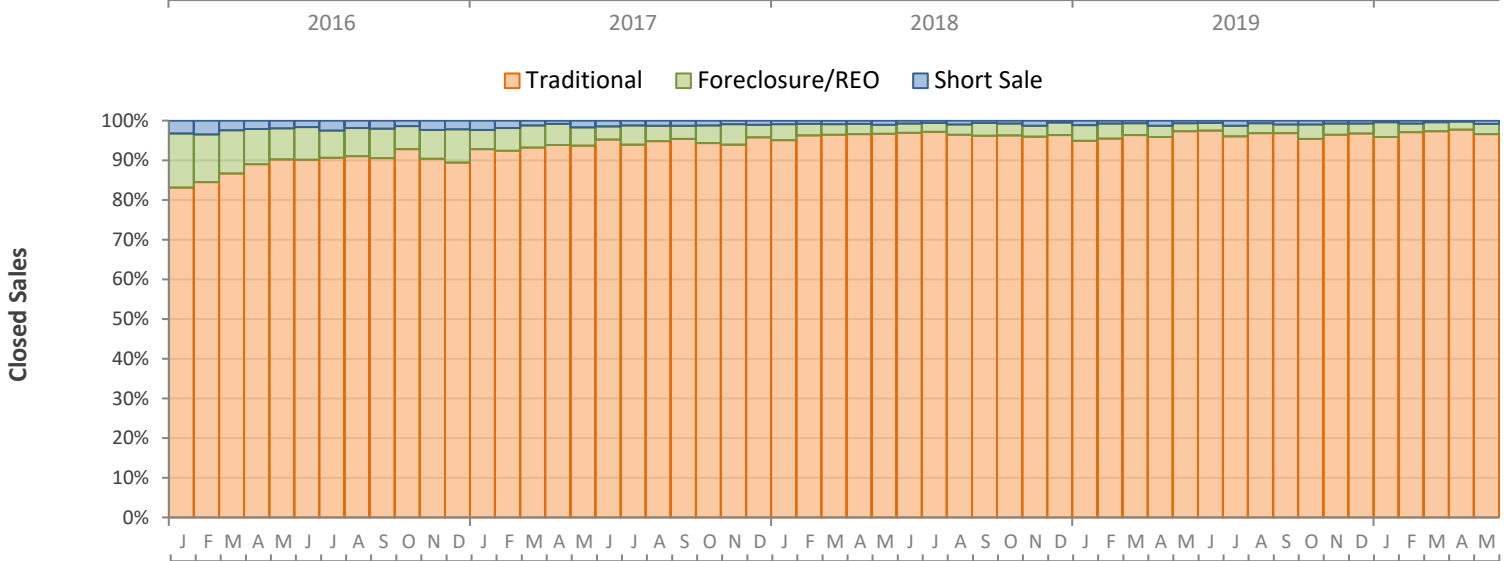
Monthly Distressed Market - May 2020

Single Family Homes

Palm Beach County



		May 2020	May 2019	Percent Change Year-over-Year
Traditional	Closed Sales	957	1,820	-47.4%
	Median Sale Price	\$369,450	\$365,000	1.2%
Foreclosure/REO	Closed Sales	26	38	-31.6%
	Median Sale Price	\$252,500	\$260,463	-3.1%
Short Sale	Closed Sales	8	12	-33.3%
	Median Sale Price	\$377,250	\$250,000	50.9%



Produced by Florida REALTORS® with data provided by Florida's multiple listing services. Statistics for each month compiled from MLS feeds on the 15th day of the following month. Data released on Monday, June 22, 2020. Next data release is Wednesday, July 22, 2020.

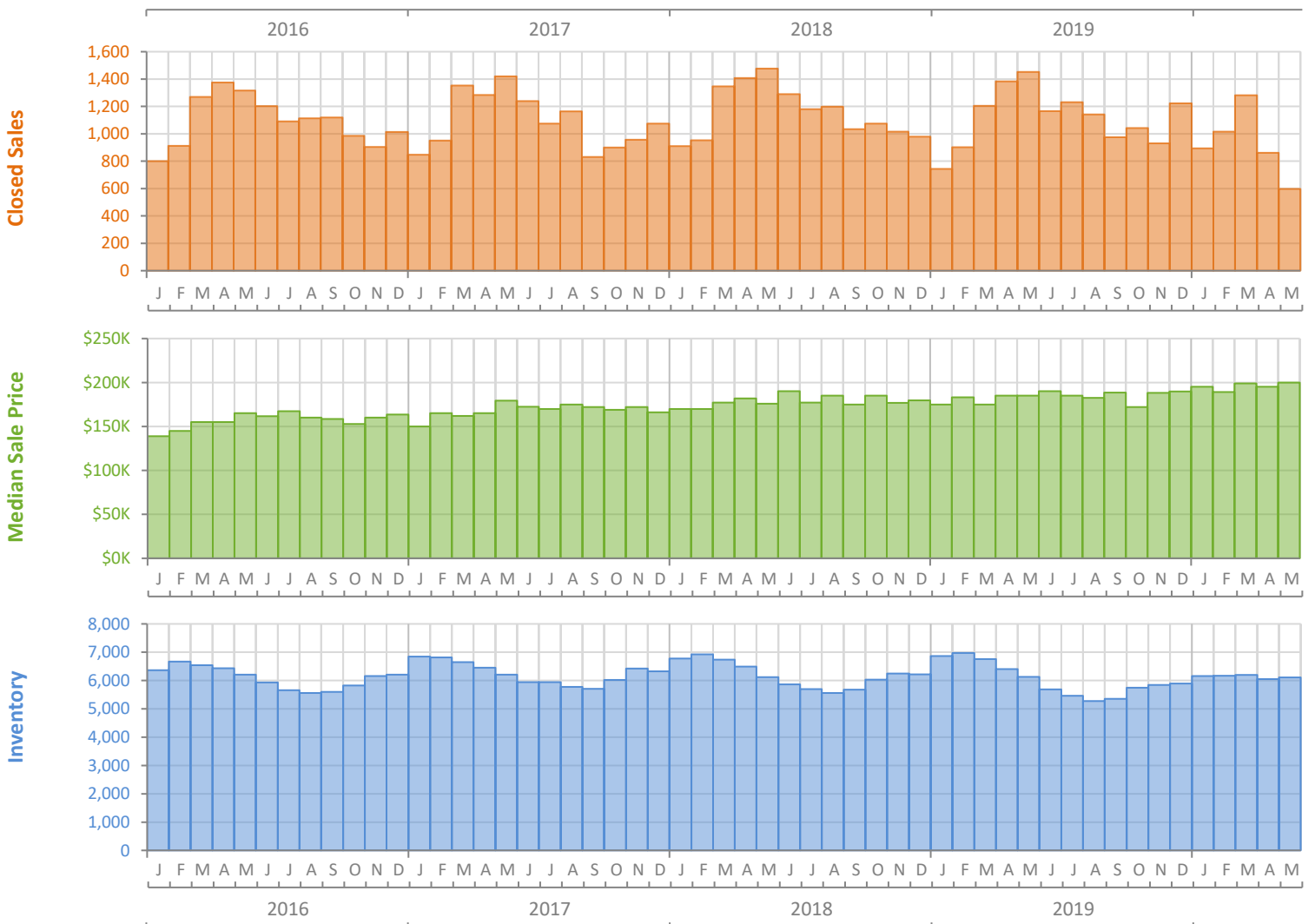
Monthly Market Summary - May 2020

Townhouses and Condos

Palm Beach County



	May 2020	May 2019	Percent Change Year-over-Year
Closed Sales	597	1,453	-58.9%
Paid in Cash	318	840	-62.1%
Median Sale Price	\$200,000	\$185,000	8.1%
Average Sale Price	\$343,898	\$283,898	21.1%
Dollar Volume	\$205.3 Million	\$412.5 Million	-50.2%
Med. Pct. of Orig. List Price Received	92.5%	93.6%	-1.2%
Median Time to Contract	52 Days	56 Days	-7.1%
Median Time to Sale	94 Days	98 Days	-4.1%
New Pending Sales	1,104	1,380	-20.0%
New Listings	1,716	1,600	7.3%
Pending Inventory	1,762	2,317	-24.0%
Inventory (Active Listings)	6,109	6,131	-0.4%
Months Supply of Inventory	5.9	5.5	7.3%



Monthly Distressed Market - May 2020

Townhouses and Condos

Palm Beach County



		May 2020	May 2019	Percent Change Year-over-Year
Traditional	Closed Sales	575	1,415	-59.4%
	Median Sale Price	\$205,000	\$188,000	9.0%
Foreclosure/REO	Closed Sales	20	33	-39.4%
	Median Sale Price	\$147,200	\$134,000	9.9%
Short Sale	Closed Sales	2	5	-60.0%
	Median Sale Price	\$254,000	\$190,000	33.7%

