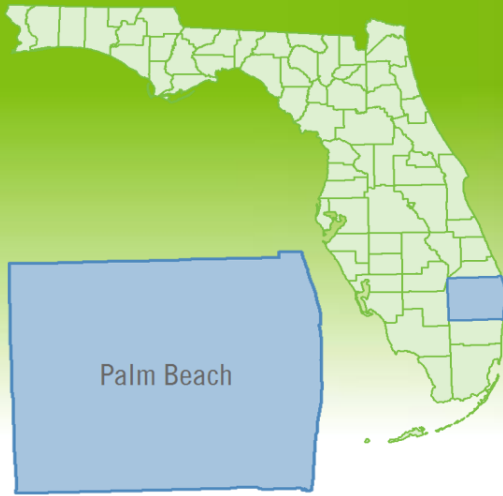


# Quarterly Market Summary - Q3 2020

## Single Family Homes

### Palm Beach County



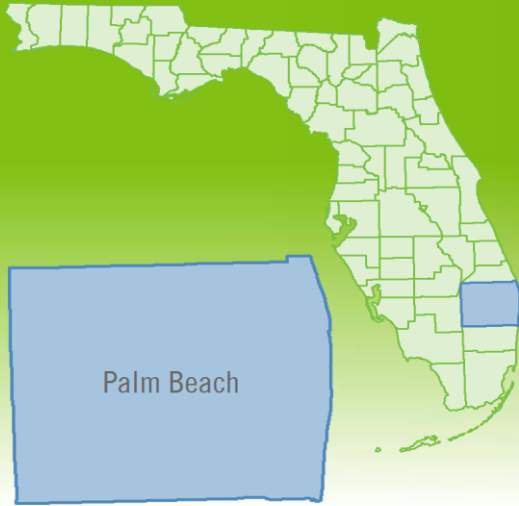
	Q3 2020	Q3 2019	Percent Change Year-over-Year
Closed Sales	5,498	4,697	17.1%
Paid in Cash	1,626	1,378	18.0%
Median Sale Price	\$399,000	\$355,000	12.4%
Average Sale Price	\$682,949	\$554,049	23.3%
Dollar Volume	\$3.8 Billion	\$2.6 Billion	44.3%
Med. Pct. of Orig. List Price Received	96.2%	95.0%	1.3%
Median Time to Contract	36 Days	50 Days	-28.0%
Median Time to Sale	80 Days	95 Days	-15.8%
New Pending Sales	5,834	4,621	26.2%
New Listings	5,819	5,158	12.8%
Pending Inventory	3,068	2,442	25.6%
Inventory (Active Listings)	4,141	6,144	-32.6%
Months Supply of Inventory	2.9	4.3	-32.6%



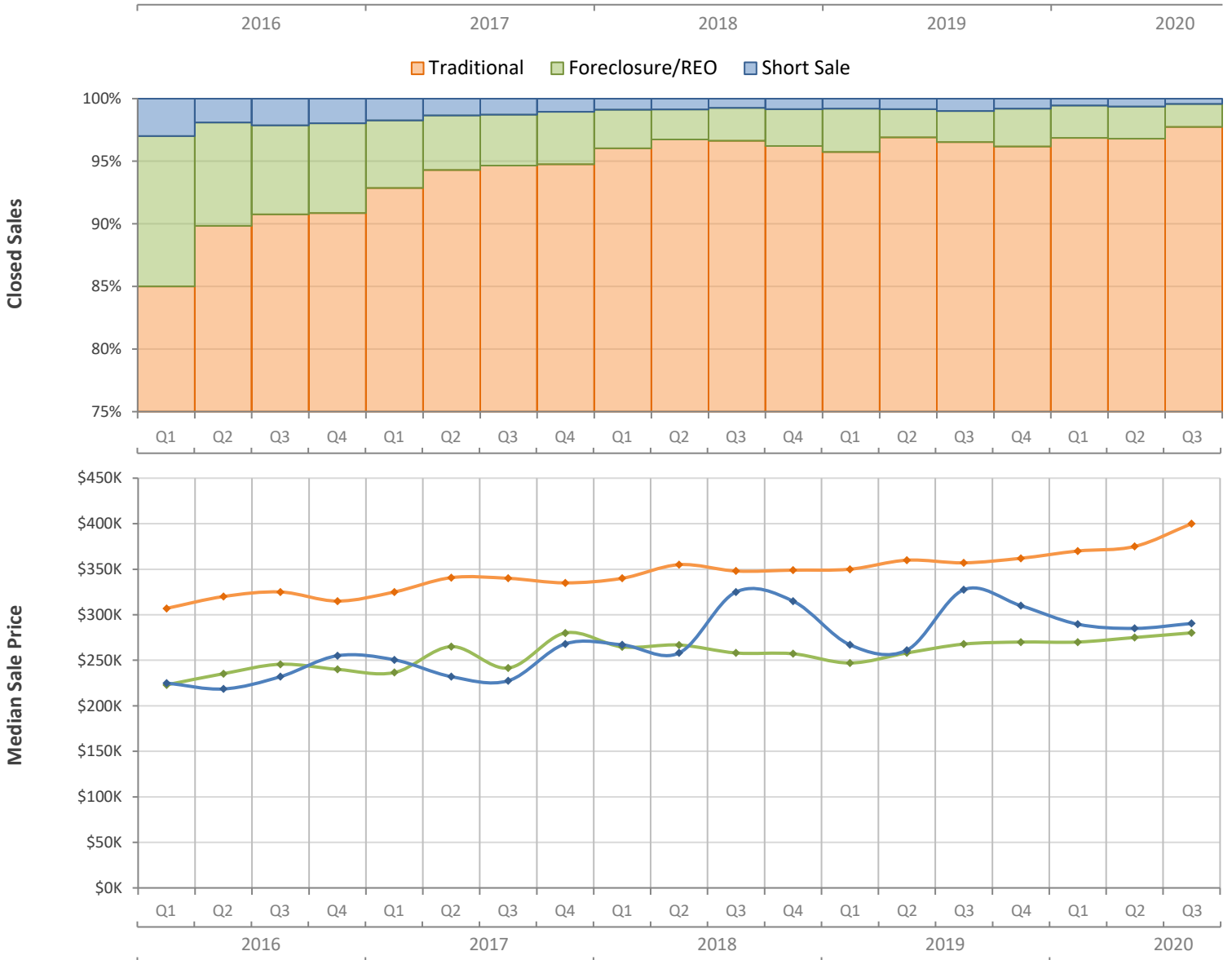
# Quarterly Distressed Market - Q3 2020

## Single Family Homes

### Palm Beach County



		Q3 2020	Q3 2019	Percent Change Year-over-Year
Traditional	Closed Sales	5,374	4,534	18.5%
	Median Sale Price	\$400,000	\$357,000	12.0%
Foreclosure/REO	Closed Sales	100	117	-14.5%
	Median Sale Price	\$280,111	\$267,750	4.6%
Short Sale	Closed Sales	24	46	-47.8%
	Median Sale Price	\$290,400	\$327,500	-11.3%



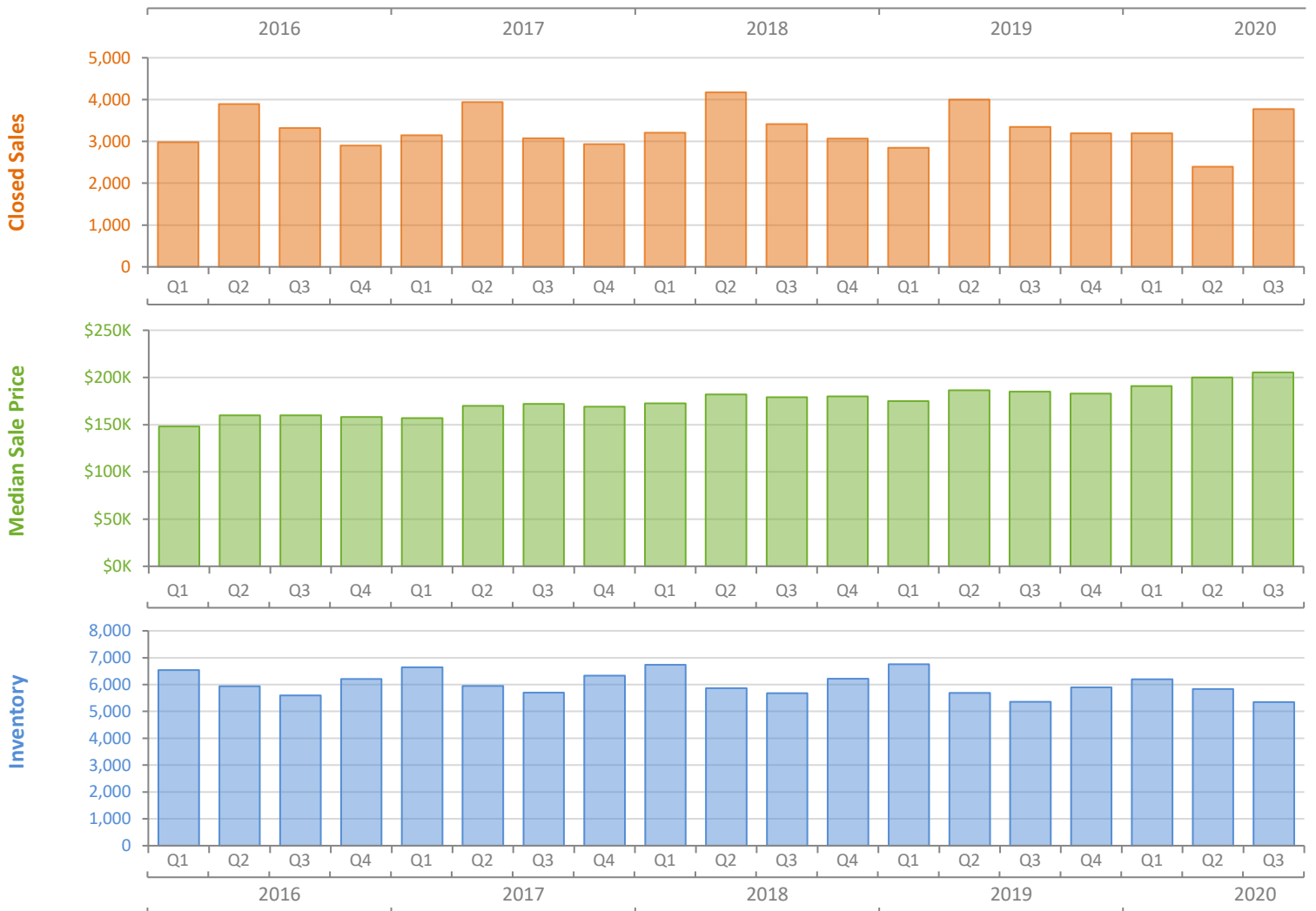
# Quarterly Market Summary - Q3 2020

## Townhouses and Condos

### Palm Beach County



	Q3 2020	Q3 2019	Percent Change Year-over-Year
Closed Sales	3,773	3,349	12.7%
Paid in Cash	1,866	1,757	6.2%
Median Sale Price	\$205,250	\$185,000	10.9%
Average Sale Price	\$313,971	\$307,152	2.2%
Dollar Volume	\$1.2 Billion	\$1.0 Billion	15.2%
Med. Pct. of Orig. List Price Received	94.6%	94.1%	0.5%
Median Time to Contract	45 Days	57 Days	-21.1%
Median Time to Sale	87 Days	97 Days	-10.3%
New Pending Sales	4,319	3,458	24.9%
New Listings	5,087	4,145	22.7%
Pending Inventory	2,306	2,022	14.0%
Inventory (Active Listings)	5,348	5,357	-0.2%
Months Supply of Inventory	5.1	4.8	6.3%



# Quarterly Distressed Market - Q3 2020

## Townhouses and Condos

### Palm Beach County



		Q3 2020	Q3 2019	Percent Change Year-over-Year
Traditional	Closed Sales	3,708	3,266	13.5%
	Median Sale Price	\$208,250	\$185,500	12.3%
Foreclosure/REO	Closed Sales	63	75	-16.0%
	Median Sale Price	\$135,007	\$130,575	3.4%
Short Sale	Closed Sales	2	8	-75.0%
	Median Sale Price	\$410,000	\$119,250	243.8%

