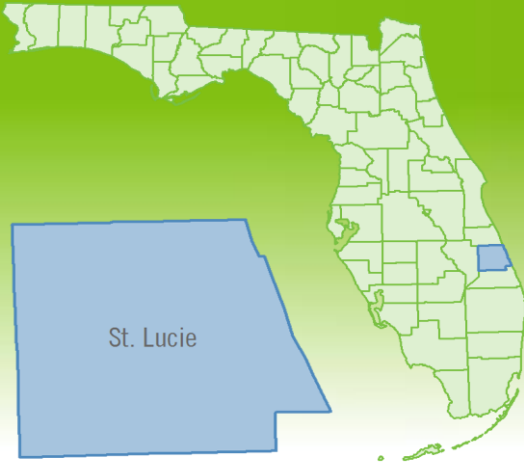


Yearly Market Summary - 2020

Single Family Homes

St. Lucie County



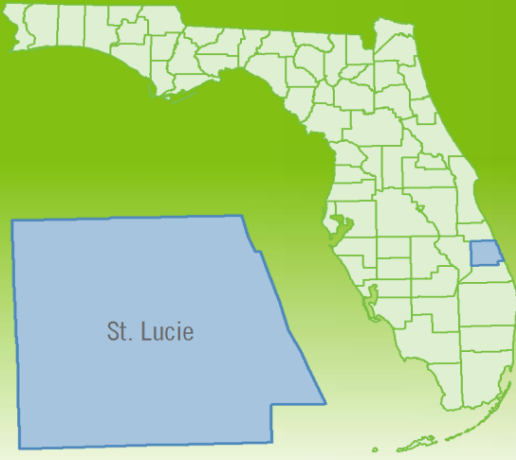
	2020	2019	Percent Change Year-over-Year
Closed Sales	6,372	5,886	8.3%
Paid in Cash	1,351	1,294	4.4%
Median Sale Price	\$249,900	\$233,000	7.3%
Average Sale Price	\$268,509	\$246,017	9.1%
Dollar Volume	\$1.7 Billion	\$1.4 Billion	18.2%
Med. Pct. of Orig. List Price Received	97.9%	96.5%	1.5%
Median Time to Contract	30 Days	46 Days	-34.8%
Median Time to Sale	79 Days	90 Days	-12.2%
New Pending Sales	7,739	6,572	17.8%
New Listings	7,834	7,652	2.4%
Pending Inventory	1,214	652	86.2%
Inventory (Active Listings)	932	1,738	-46.4%
Months Supply of Inventory	1.8	3.5	-48.6%



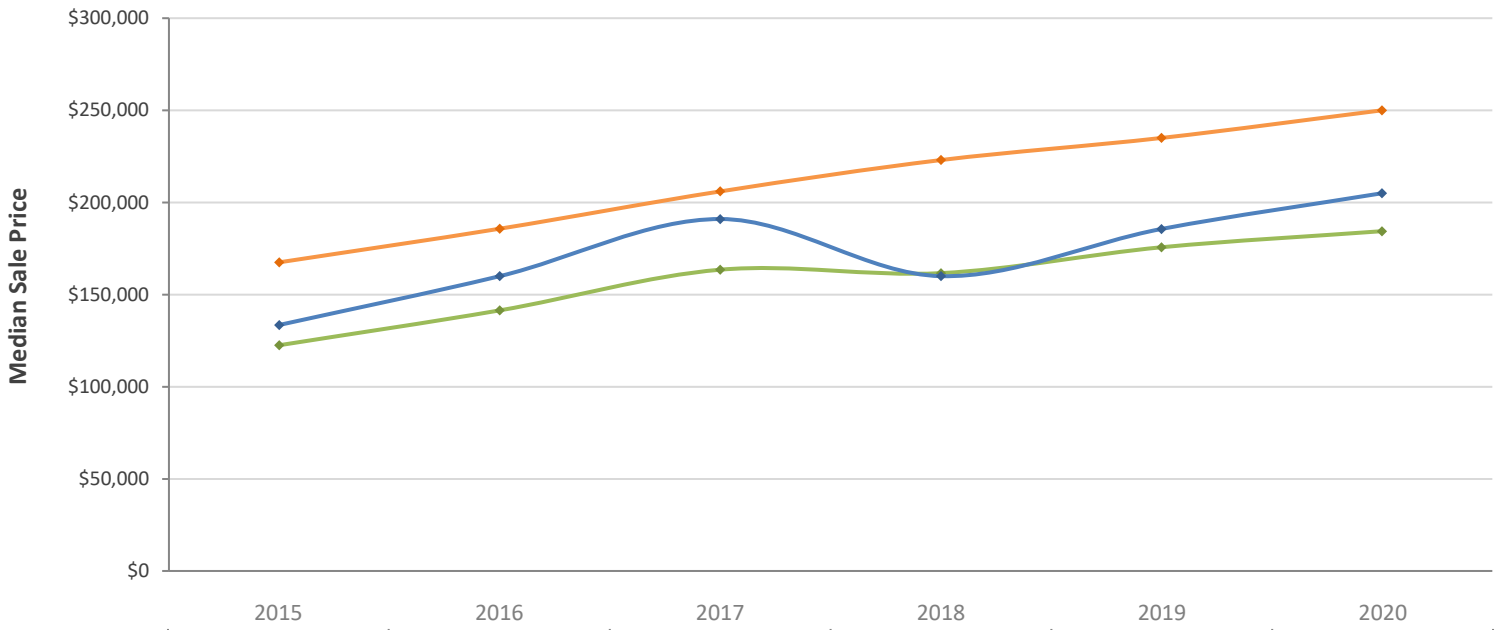
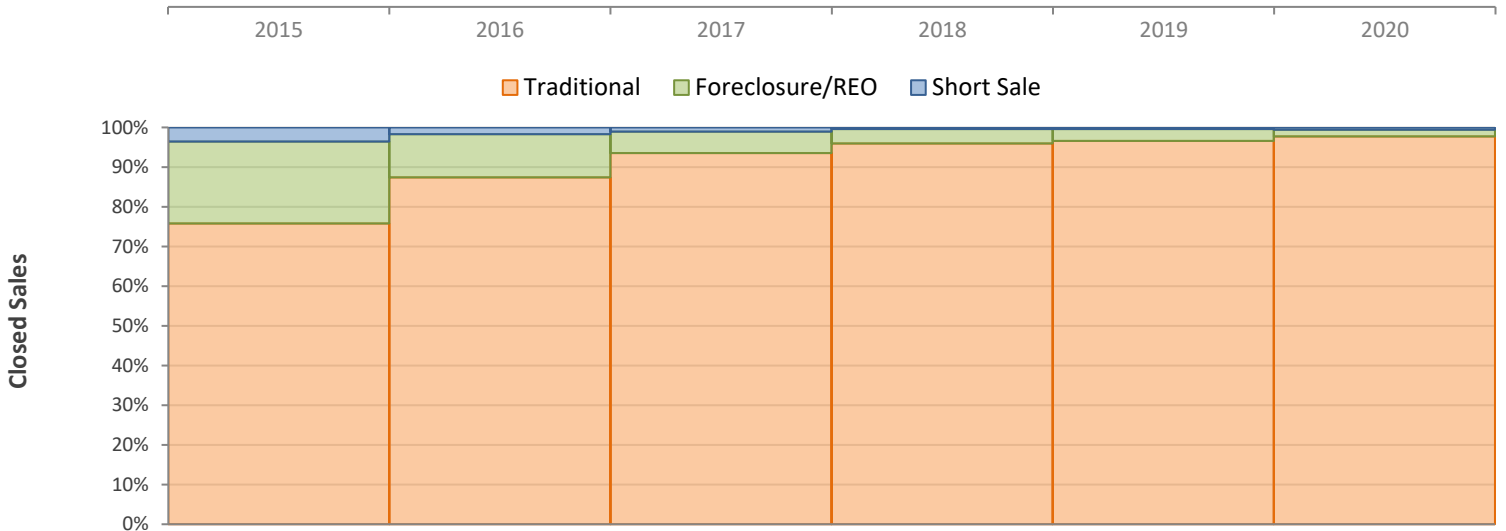
Yearly Distressed Market - 2020

Single Family Homes

St. Lucie County



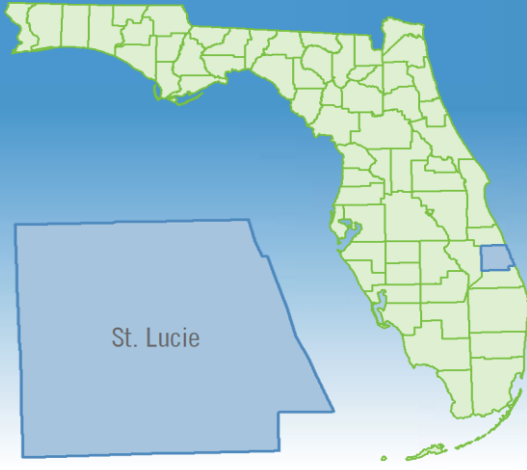
		2020	2019	Percent Change Year-over-Year
Traditional	Closed Sales	6,225	5,685	9.5%
	Median Sale Price	\$250,000	\$235,000	6.4%
Foreclosure/REO	Closed Sales	110	178	-38.2%
	Median Sale Price	\$184,400	\$175,675	5.0%
Short Sale	Closed Sales	37	23	60.9%
	Median Sale Price	\$205,000	\$185,600	10.5%



Yearly Market Summary - 2020

Townhouses and Condos

St. Lucie County



	2020	2019	Percent Change Year-over-Year
Closed Sales	1,326	1,187	11.7%
Paid in Cash	644	638	0.9%
Median Sale Price	\$215,000	\$180,500	19.1%
Average Sale Price	\$256,569	\$218,574	17.4%
Dollar Volume	\$340.2 Million	\$259.4 Million	31.1%
Med. Pct. of Orig. List Price Received	95.4%	94.6%	0.8%
Median Time to Contract	52 Days	52 Days	0.0%
Median Time to Sale	92 Days	94 Days	-2.1%
New Pending Sales	1,490	1,249	19.3%
New Listings	1,639	1,654	-0.9%
Pending Inventory	181	94	92.6%
Inventory (Active Listings)	319	582	-45.2%
Months Supply of Inventory	2.9	5.9	-50.8%

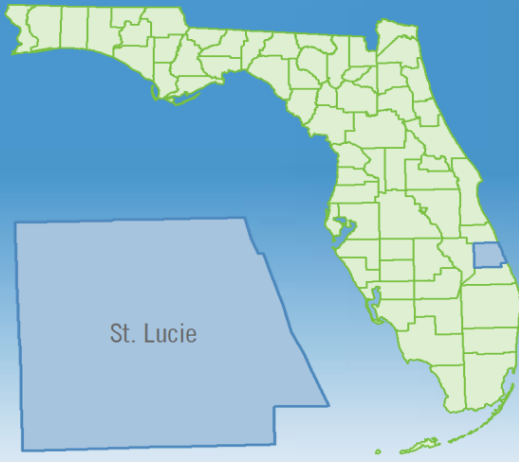


Produced by Florida REALTORS® with data provided by Florida's multiple listing services. Statistics for each month compiled from MLS feeds on the 15th day of the following month. Data released on Thursday, February 11, 2021. Next yearly data release is TBD.

Yearly Distressed Market - 2020

Townhouses and Condos

St. Lucie County



		2020	2019	Percent Change Year-over-Year
Traditional	Closed Sales	1,315	1,154	14.0%
	Median Sale Price	\$217,837	\$185,000	17.7%
Foreclosure/REO	Closed Sales	9	28	-67.9%
	Median Sale Price	\$121,625	\$135,000	-9.9%
Short Sale	Closed Sales	2	5	-60.0%
	Median Sale Price	\$132,767	\$205,000	-35.2%

