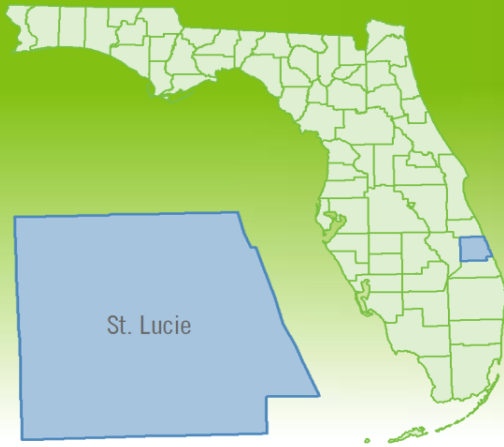


# Quarterly Market Summary - Q1 2020

## Single Family Homes

### St. Lucie County



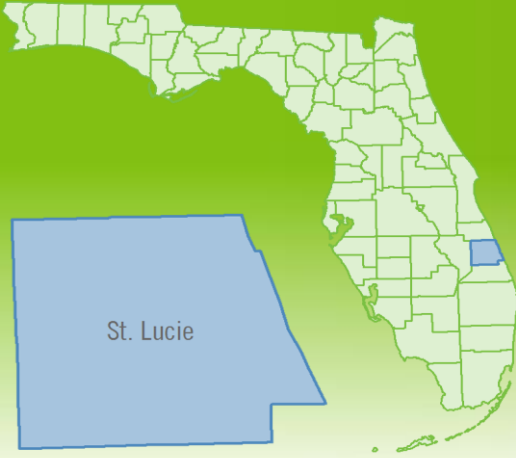
	Q1 2020	Q1 2019	Percent Change Year-over-Year
Closed Sales	1,285	1,138	12.9%
Paid in Cash	350	277	26.4%
Median Sale Price	\$238,000	\$227,000	4.8%
Average Sale Price	\$253,879	\$244,500	3.8%
Dollar Volume	\$326.2 Million	\$278.2 Million	17.2%
Med. Pct. of Orig. List Price Received	96.9%	95.7%	1.3%
Median Time to Contract	46 Days	58 Days	-20.7%
Median Time to Sale	88 Days	100 Days	-12.0%
New Pending Sales	1,825	1,586	15.1%
New Listings	2,194	2,111	3.9%
Pending Inventory	996	915	8.9%
Inventory (Active Listings)	1,888	2,104	-10.3%
Months Supply of Inventory	3.8	4.6	-17.4%



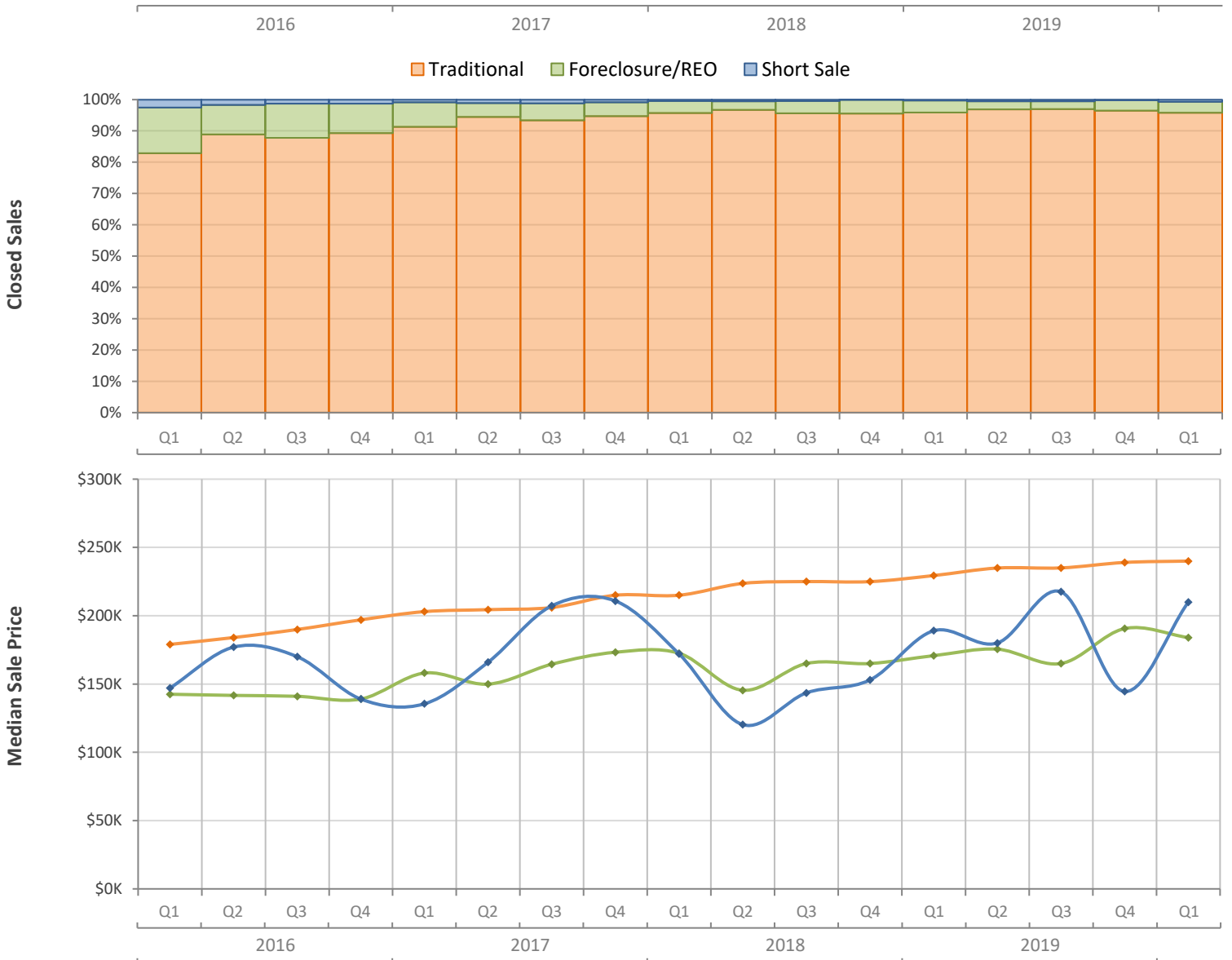
# Quarterly Distressed Market - Q1 2020

## Single Family Homes

### St. Lucie County



		Q1 2020	Q1 2019	Percent Change Year-over-Year
Traditional	Closed Sales	1,231	1,091	12.8%
	Median Sale Price	\$240,000	\$229,405	4.6%
Foreclosure/REO	Closed Sales	45	44	2.3%
	Median Sale Price	\$184,000	\$170,750	7.8%
Short Sale	Closed Sales	9	3	200.0%
	Median Sale Price	\$209,900	\$189,000	11.1%



# Quarterly Market Summary - Q1 2020

## Townhouses and Condos

### St. Lucie County



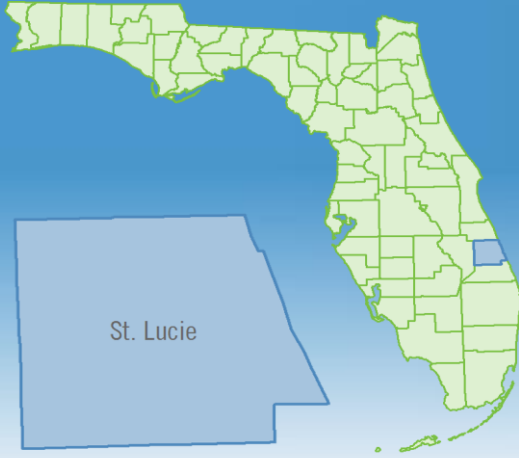
	Q1 2020	Q1 2019	Percent Change Year-over-Year
Closed Sales	251	263	-4.6%
Paid in Cash	142	166	-14.5%
Median Sale Price	\$185,000	\$189,000	-2.1%
Average Sale Price	\$248,739	\$218,764	13.7%
Dollar Volume	\$62.4 Million	\$57.5 Million	8.5%
Med. Pct. of Orig. List Price Received	94.7%	94.5%	0.2%
Median Time to Contract	64 Days	54 Days	18.5%
Median Time to Sale	93 Days	98 Days	-5.1%
New Pending Sales	309	343	-9.9%
New Listings	439	480	-8.5%
Pending Inventory	130	173	-24.9%
Inventory (Active Listings)	618	623	-0.8%
Months Supply of Inventory	6.3	6.1	3.3%



# Quarterly Distressed Market - Q1 2020

## Townhouses and Condos

### St. Lucie County



		Q1 2020	Q1 2019	Percent Change Year-over-Year
Traditional	Closed Sales	247	257	-3.9%
	Median Sale Price	\$191,250	\$190,000	0.7%
Foreclosure/REO	Closed Sales	4	5	-20.0%
	Median Sale Price	\$133,000	\$140,000	-5.0%
Short Sale	Closed Sales	0	1	-100.0%
	Median Sale Price	(No Sales)	\$140,000	N/A

