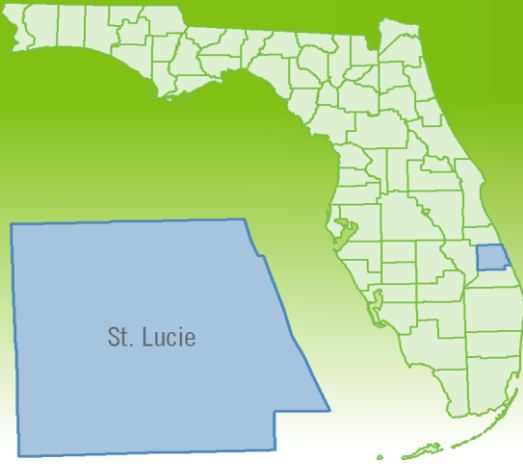


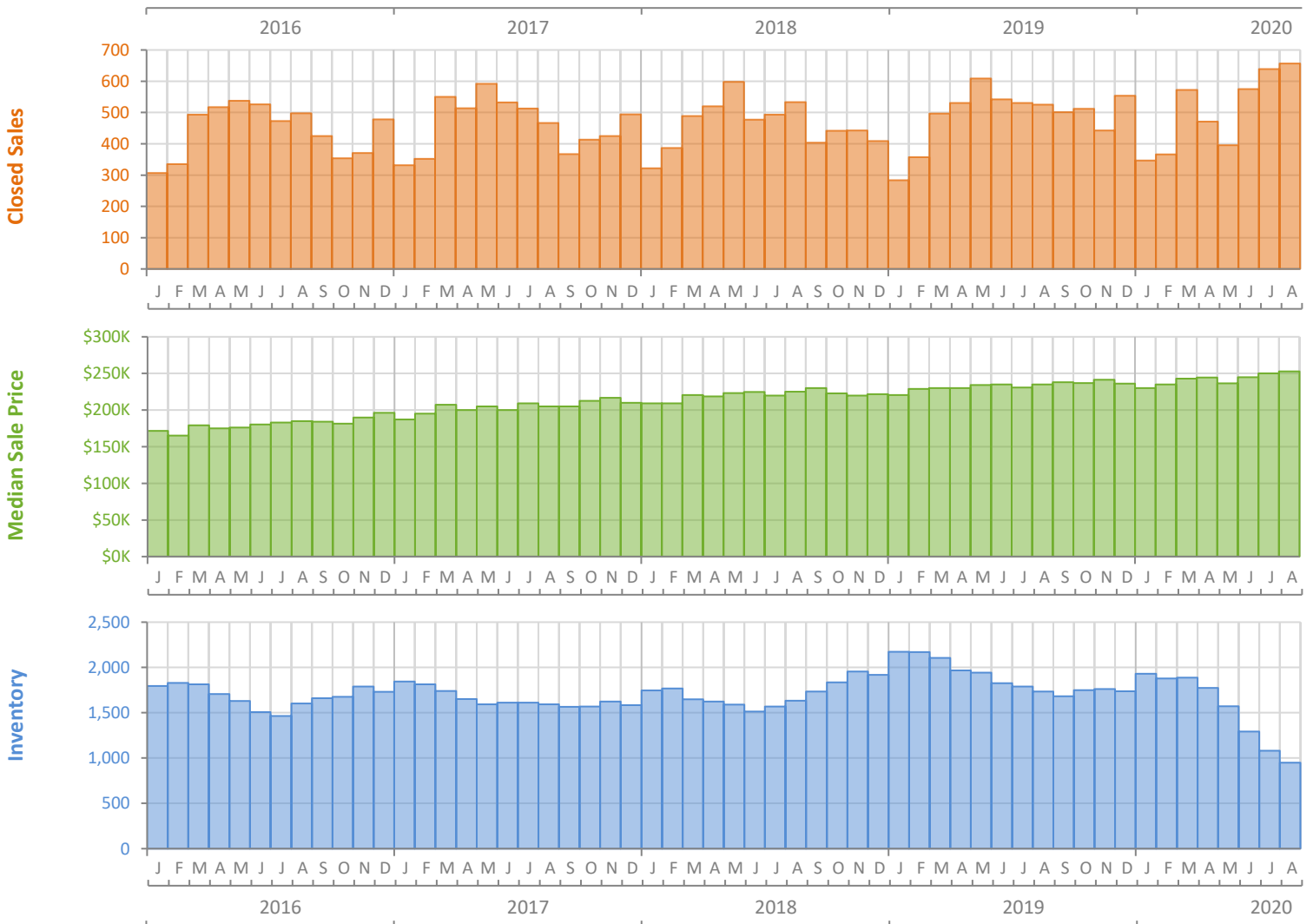
Monthly Market Summary - August 2020

Single Family Homes

St. Lucie County



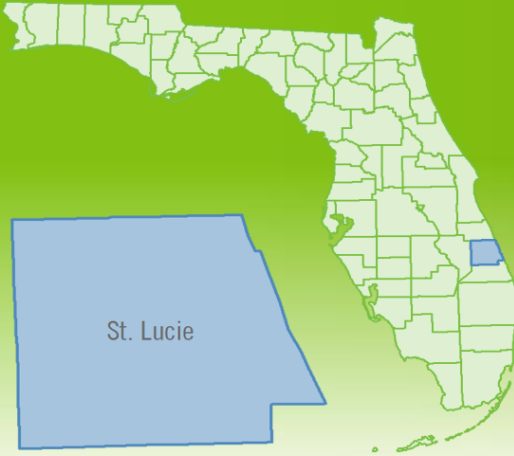
	August 2020	August 2019	Percent Change Year-over-Year
Closed Sales	657	525	25.1%
Paid in Cash	134	111	20.7%
Median Sale Price	\$252,900	\$235,000	7.6%
Average Sale Price	\$273,824	\$240,298	14.0%
Dollar Volume	\$179.9 Million	\$126.2 Million	42.6%
Med. Pct. of Orig. List Price Received	98.2%	96.8%	1.4%
Median Time to Contract	26 Days	38 Days	-31.6%
Median Time to Sale	75 Days	88 Days	-14.8%
New Pending Sales	645	544	18.6%
New Listings	675	603	11.9%
Pending Inventory	1,037	912	13.7%
Inventory (Active Listings)	948	1,733	-45.3%
Months Supply of Inventory	1.9	3.7	-48.6%



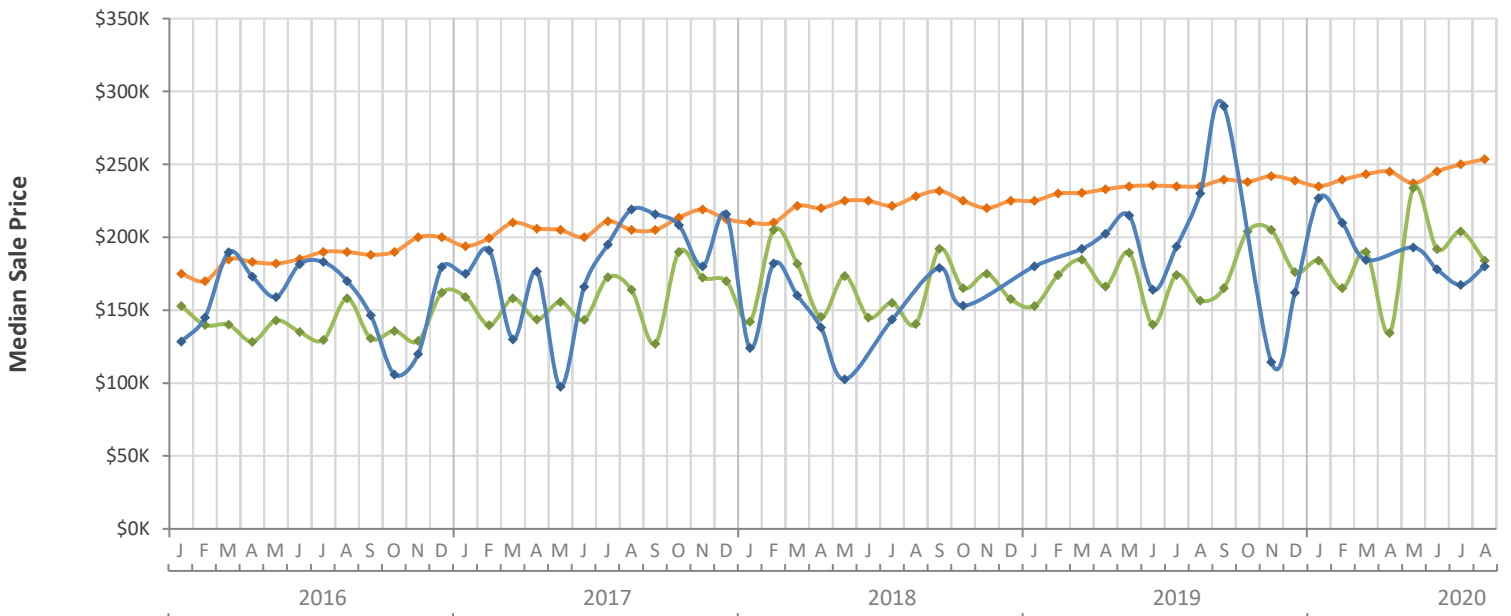
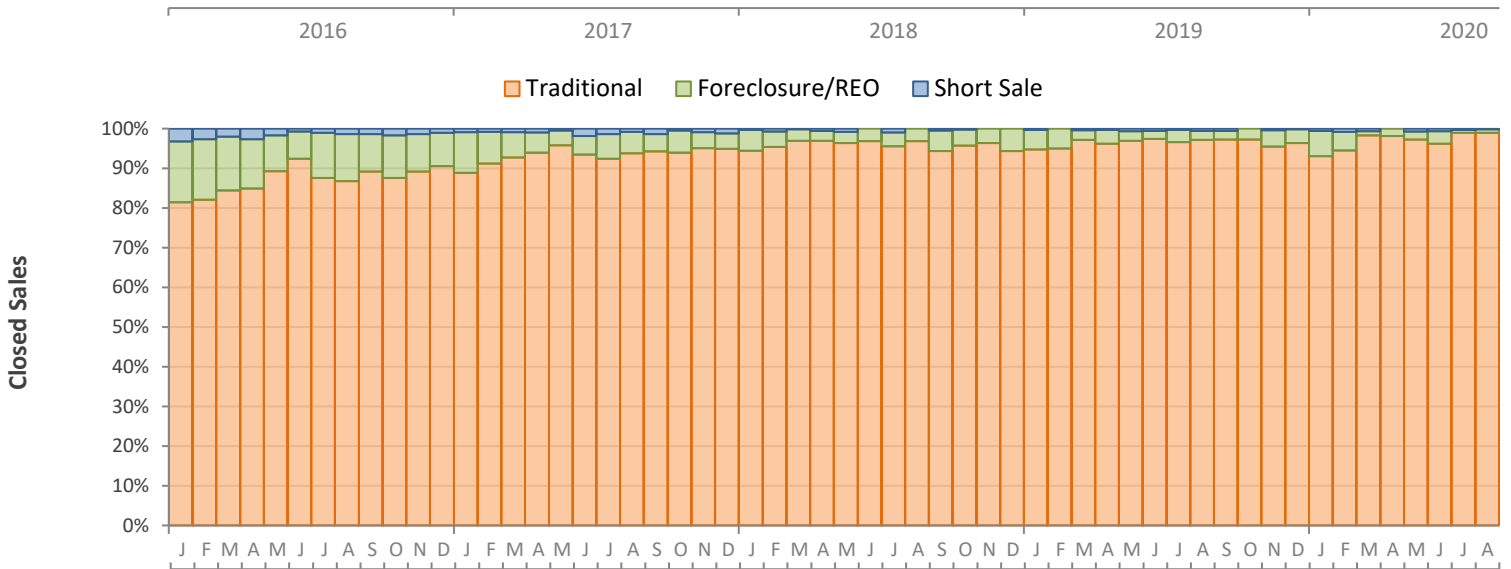
Monthly Distressed Market - August 2020

Single Family Homes

St. Lucie County



		August 2020	August 2019	Percent Change Year-over-Year
Traditional	Closed Sales	650	510	27.5%
	Median Sale Price	\$253,500	\$235,000	7.9%
Foreclosure/REO	Closed Sales	6	12	-50.0%
	Median Sale Price	\$183,990	\$156,500	17.6%
Short Sale	Closed Sales	1	3	-66.7%
	Median Sale Price	\$180,000	\$230,000	-21.7%



Monthly Market Summary - August 2020

Townhouses and Condos

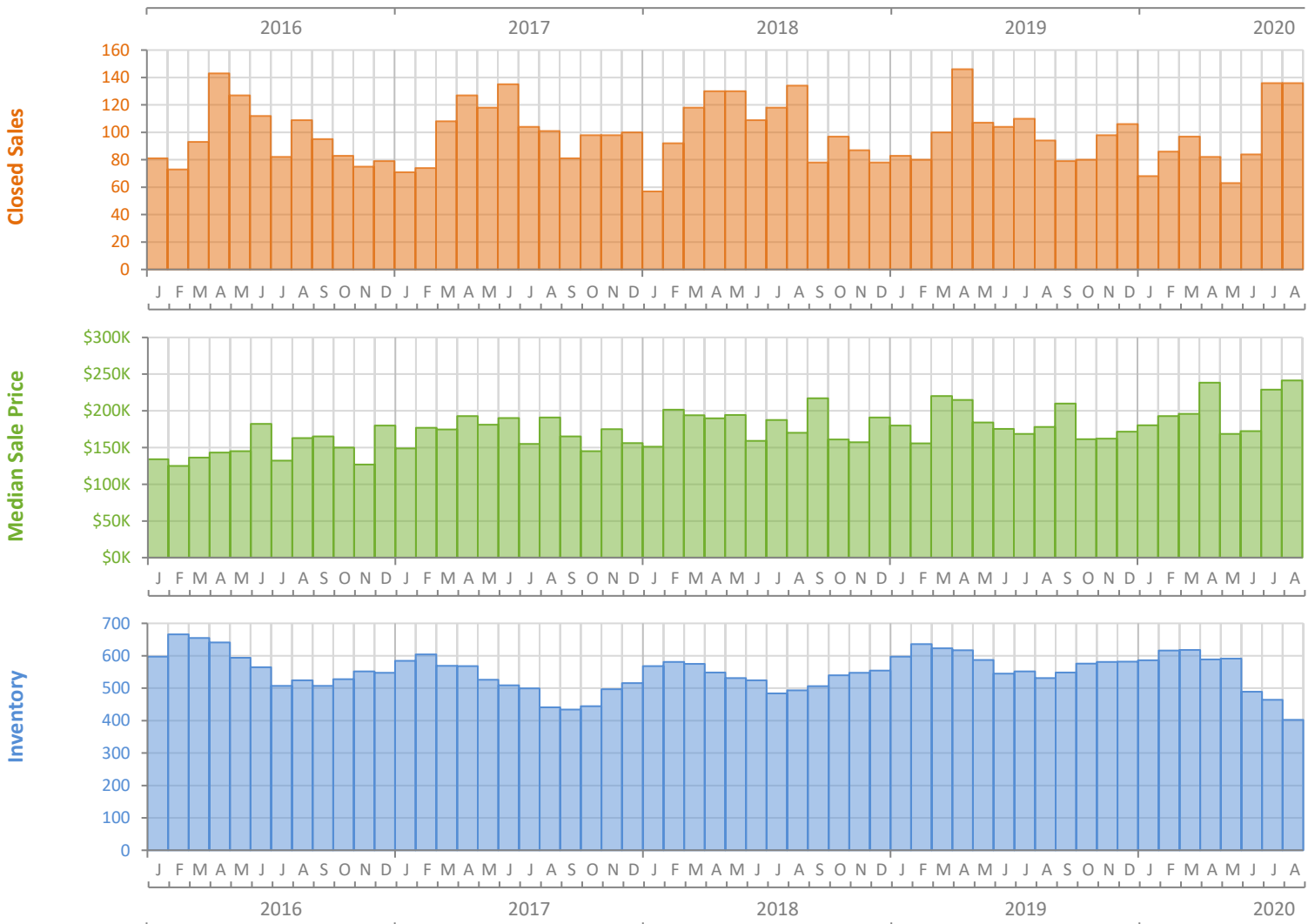
St. Lucie County



FloridaRealtors®
The Voice for Real Estate® in Florida



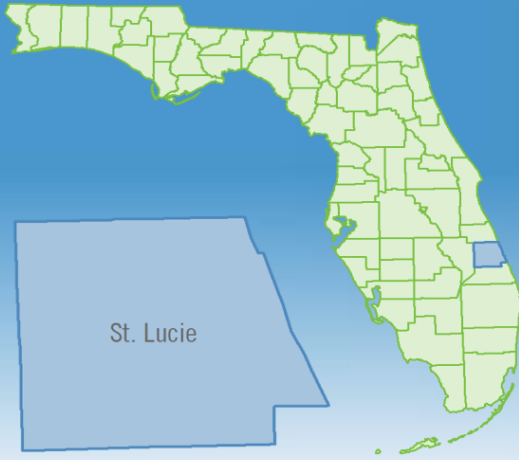
	August 2020	August 2019	Percent Change Year-over-Year
Closed Sales	136	94	44.7%
Paid in Cash	62	38	63.2%
Median Sale Price	\$241,500	\$178,200	35.5%
Average Sale Price	\$278,086	\$212,752	30.7%
Dollar Volume	\$37.8 Million	\$20.0 Million	89.1%
Med. Pct. of Orig. List Price Received	95.9%	95.3%	0.6%
Median Time to Contract	62 Days	57 Days	8.8%
Median Time to Sale	112 Days	99 Days	13.1%
New Pending Sales	136	95	43.2%
New Listings	143	108	32.4%
Pending Inventory	184	131	40.5%
Inventory (Active Listings)	402	531	-24.3%
Months Supply of Inventory	4.3	5.5	-21.8%



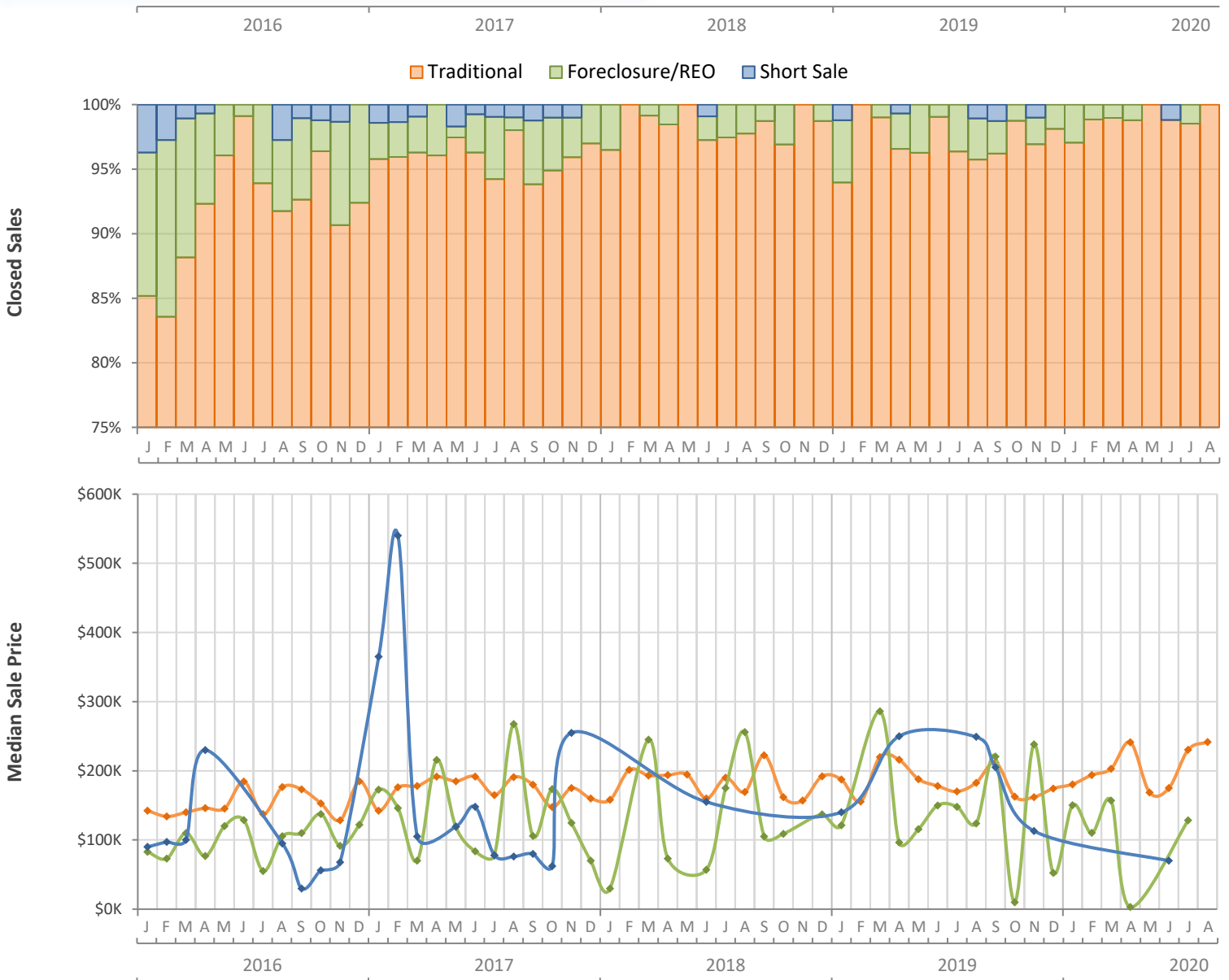
Monthly Distressed Market - August 2020

Townhouses and Condos

St. Lucie County



		August 2020	August 2019	Percent Change Year-over-Year
Traditional	Closed Sales	136	90	51.1%
	Median Sale Price	\$241,500	\$182,750	32.1%
Foreclosure/REO	Closed Sales	0	3	-100.0%
	Median Sale Price	(No Sales)	\$124,000	N/A
Short Sale	Closed Sales	0	1	-100.0%
	Median Sale Price	(No Sales)	\$249,000	N/A



Produced by Florida REALTORS® with data provided by Florida's multiple listing services. Statistics for each month compiled from MLS feeds on the 15th day of the following month. Data released on Tuesday, September 22, 2020. Next data release is Thursday, October 22, 2020.