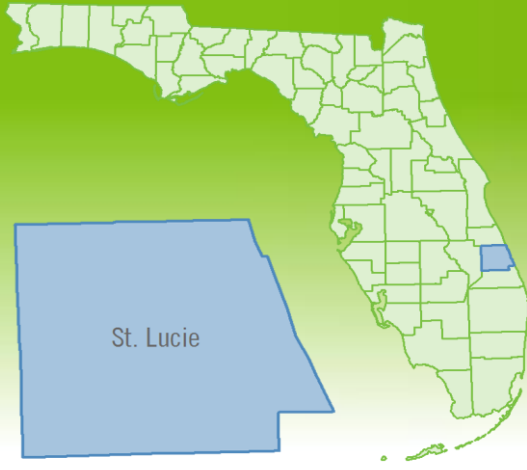


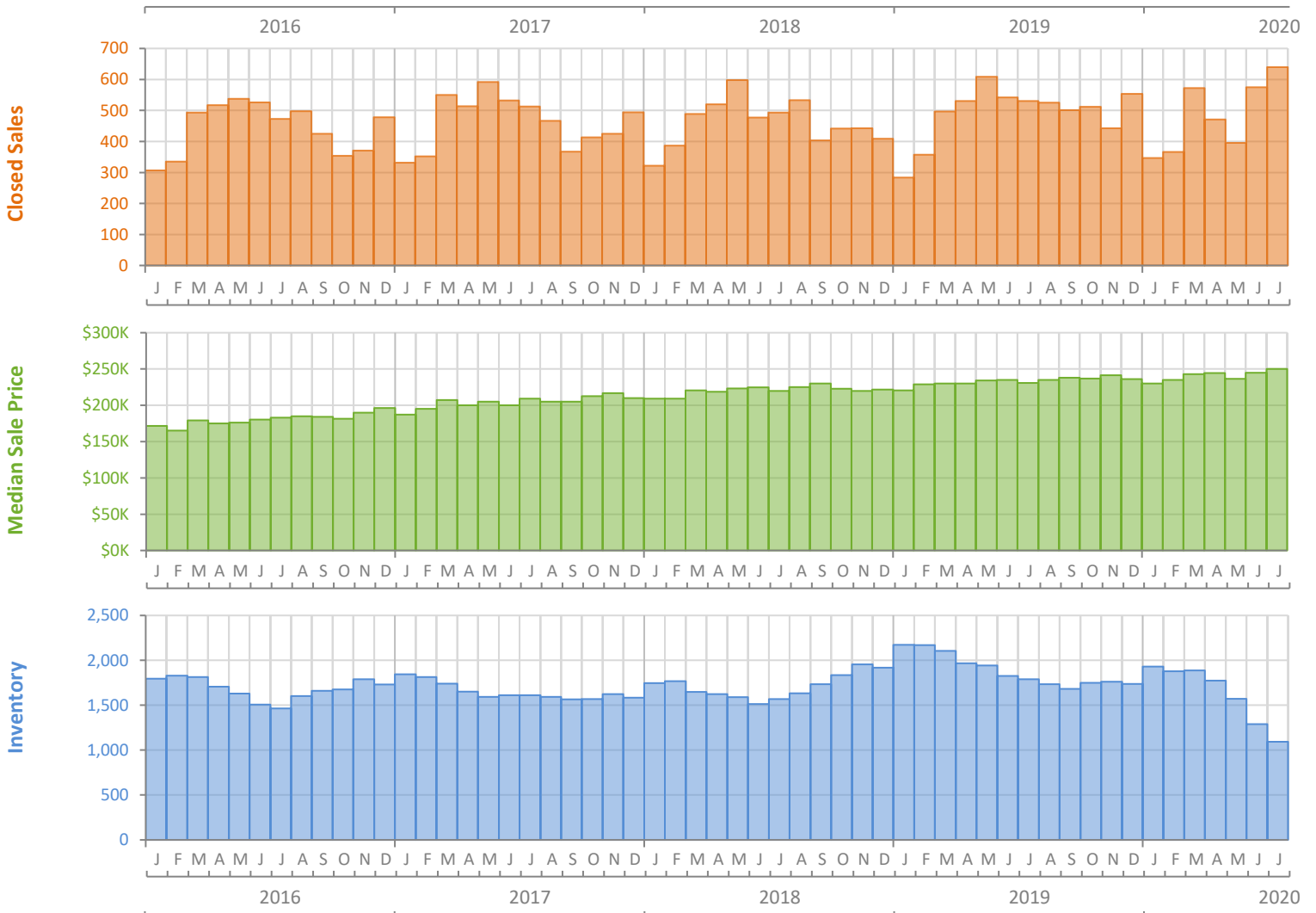
# Monthly Market Summary - July 2020

## Single Family Homes

### St. Lucie County



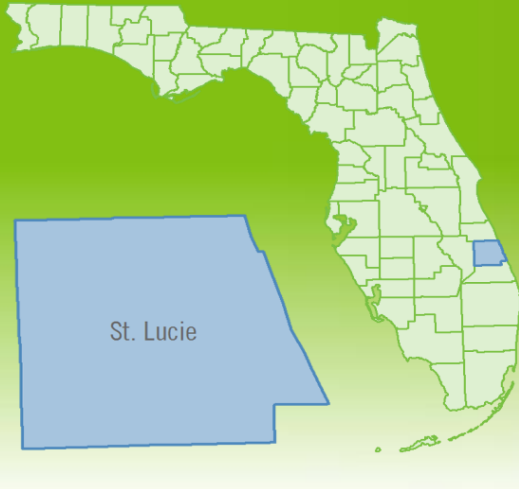
	July 2020	July 2019	Percent Change Year-over-Year
Closed Sales	640	531	20.5%
Paid in Cash	113	123	-8.1%
Median Sale Price	\$250,000	\$230,950	8.2%
Average Sale Price	\$273,361	\$246,487	10.9%
Dollar Volume	\$175.0 Million	\$130.9 Million	33.7%
Med. Pct. of Orig. List Price Received	97.8%	96.6%	1.2%
Median Time to Contract	30 Days	42 Days	-28.6%
Median Time to Sale	86 Days	86 Days	0.0%
New Pending Sales	773	592	30.6%
New Listings	647	626	3.4%
Pending Inventory	1,338	960	39.4%
Inventory (Active Listings)	1,094	1,790	-38.9%
Months Supply of Inventory	2.2	3.8	-42.1%



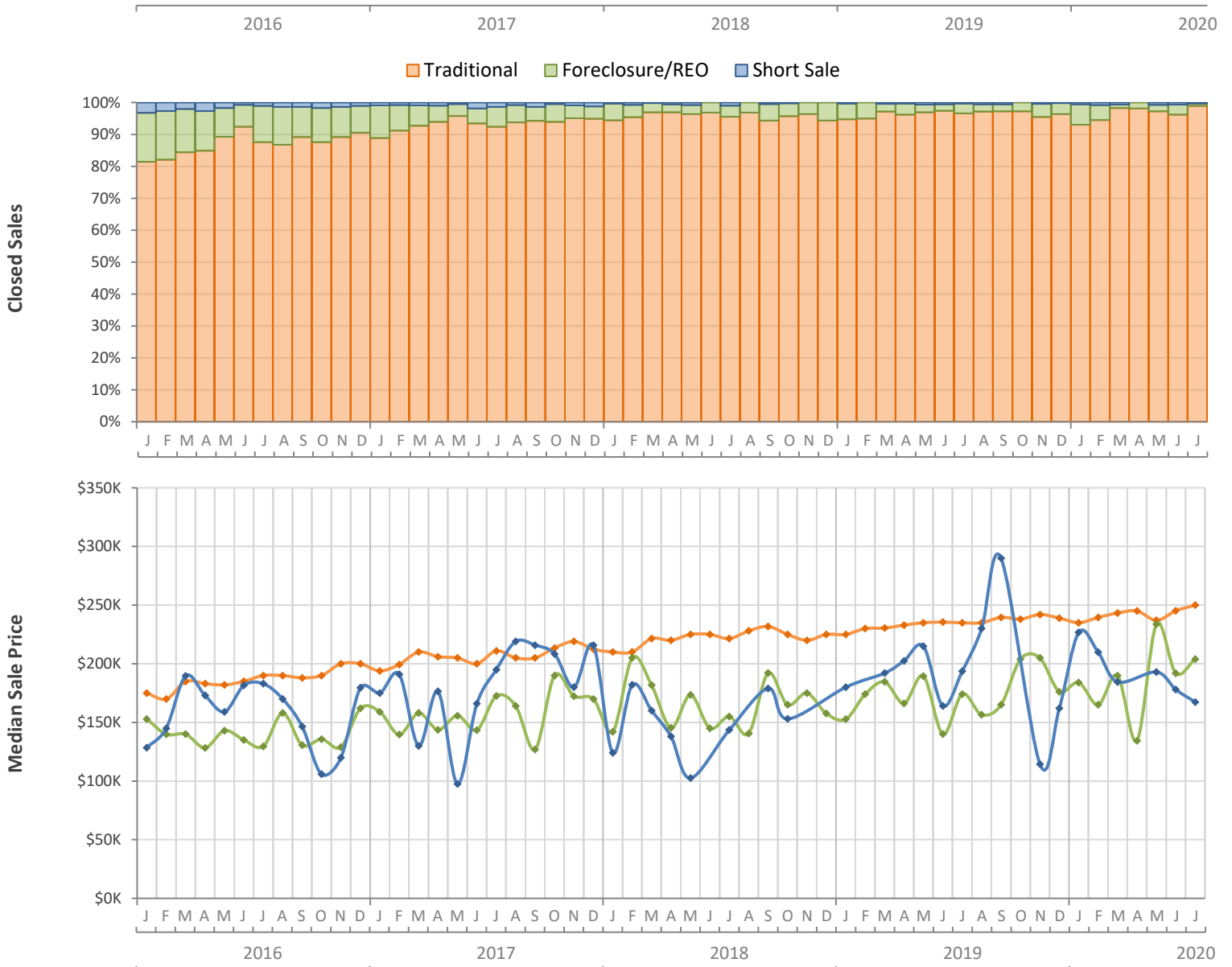
# Monthly Distressed Market - July 2020

## Single Family Homes

### St. Lucie County



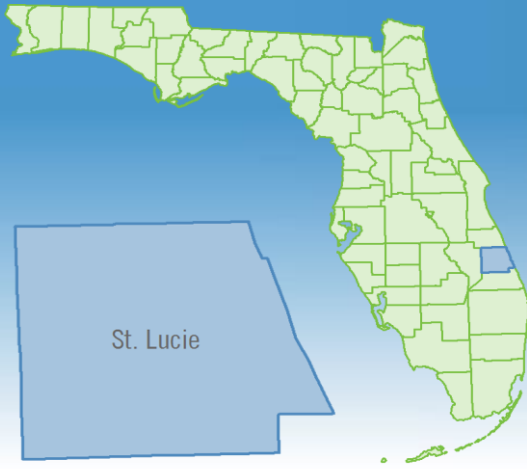
		July 2020	July 2019	Percent Change Year-over-Year
Traditional	Closed Sales	633	513	23.4%
	Median Sale Price	\$250,000	\$234,950	6.4%
Foreclosure/REO	Closed Sales	5	16	-68.8%
	Median Sale Price	\$204,000	\$174,188	17.1%
Short Sale	Closed Sales	2	2	0.0%
	Median Sale Price	\$167,375	\$193,600	-13.5%



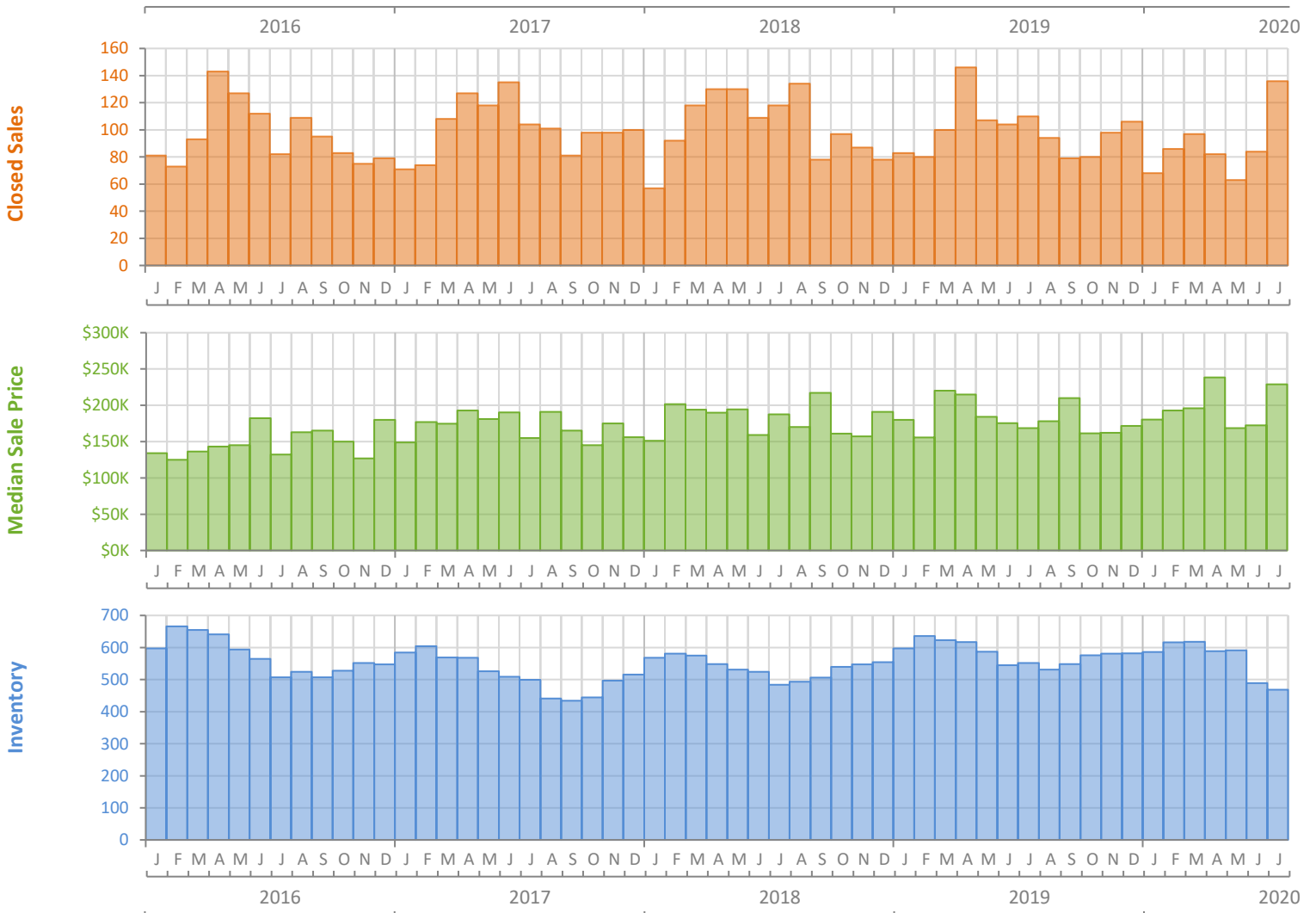
# Monthly Market Summary - July 2020

## Townhouses and Condos

### St. Lucie County



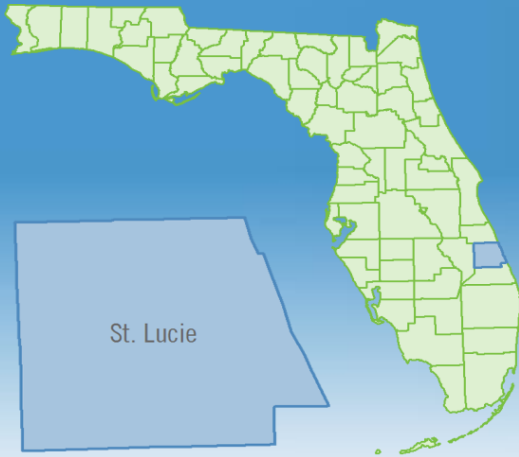
	July 2020	July 2019	Percent Change Year-over-Year
Closed Sales	136	110	23.6%
Paid in Cash	62	59	5.1%
Median Sale Price	\$229,000	\$168,500	35.9%
Average Sale Price	\$253,799	\$217,974	16.4%
Dollar Volume	\$34.5 Million	\$24.0 Million	44.0%
Med. Pct. of Orig. List Price Received	94.6%	94.2%	0.4%
Median Time to Contract	59 Days	58 Days	1.7%
Median Time to Sale	100 Days	98 Days	2.0%
New Pending Sales	149	102	46.1%
New Listings	142	135	5.2%
Pending Inventory	192	133	44.4%
Inventory (Active Listings)	468	552	-15.2%
Months Supply of Inventory	5.2	5.5	-5.5%



# Monthly Distressed Market - July 2020

## Townhouses and Condos

### St. Lucie County



		July 2020	July 2019	Percent Change Year-over-Year
Traditional	Closed Sales	134	106	26.4%
	Median Sale Price	\$230,500	\$170,000	35.6%
Foreclosure/REO	Closed Sales	2	4	-50.0%
	Median Sale Price	\$128,555	\$148,000	-13.1%
Short Sale	Closed Sales	0	0	N/A
	Median Sale Price	(No Sales)	(No Sales)	N/A

