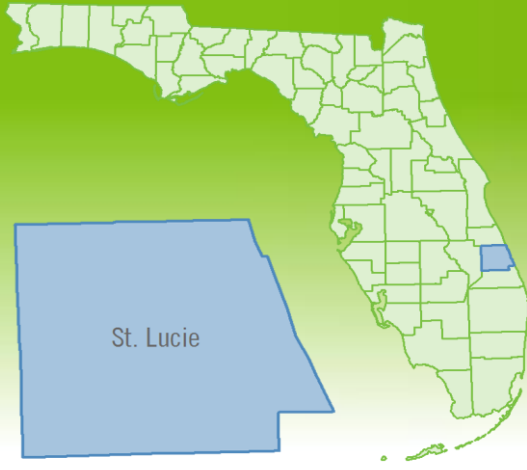


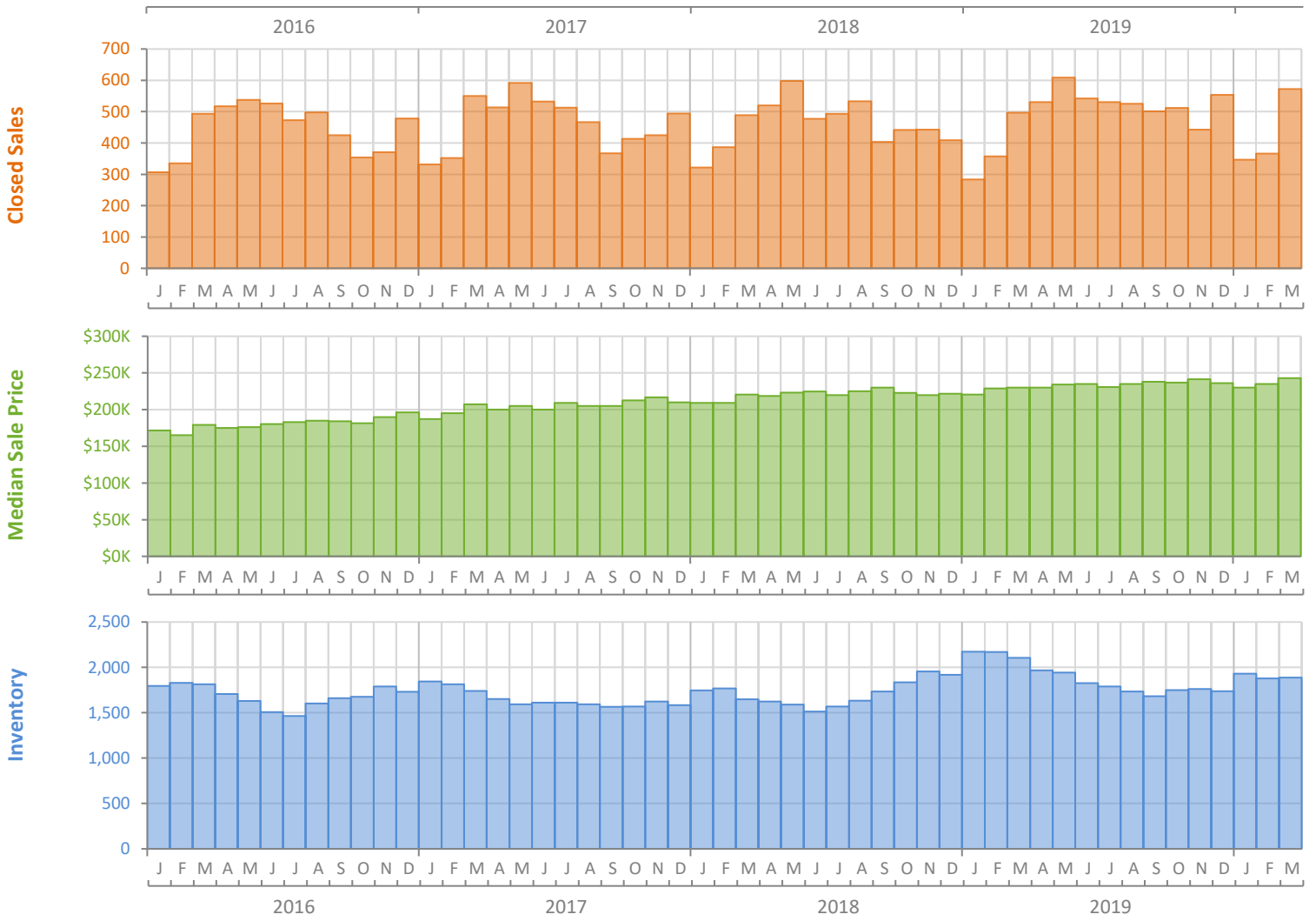
Monthly Market Summary - March 2020

Single Family Homes

St. Lucie County



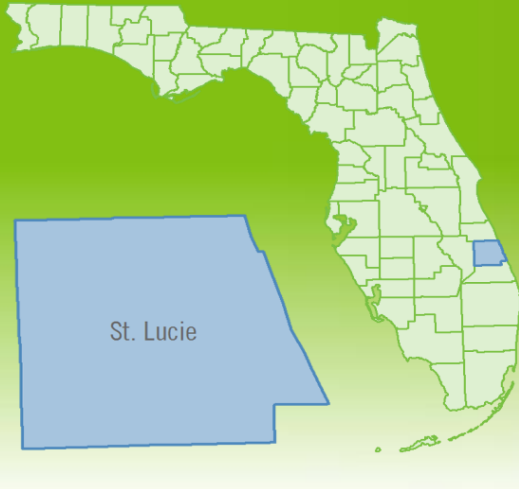
	March 2020	March 2019	Percent Change Year-over-Year
Closed Sales	572	497	15.1%
Paid in Cash	157	112	40.2%
Median Sale Price	\$242,743	\$230,000	5.5%
Average Sale Price	\$258,623	\$251,400	2.9%
Dollar Volume	\$147.9 Million	\$124.9 Million	18.4%
Med. Pct. of Orig. List Price Received	97.1%	95.8%	1.4%
Median Time to Contract	42 Days	56 Days	-25.0%
Median Time to Sale	84 Days	98 Days	-14.3%
New Pending Sales	590	599	-1.5%
New Listings	681	702	-3.0%
Pending Inventory	996	915	8.9%
Inventory (Active Listings)	1,888	2,104	-10.3%
Months Supply of Inventory	3.8	4.6	-17.4%



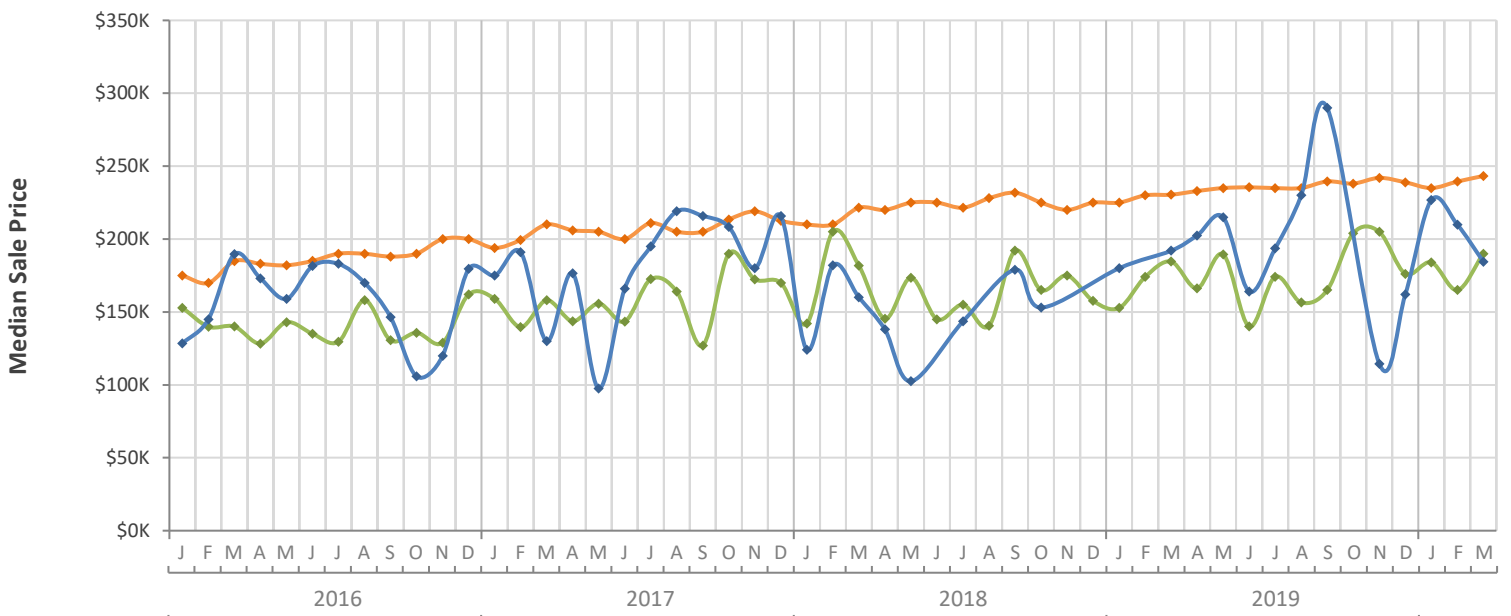
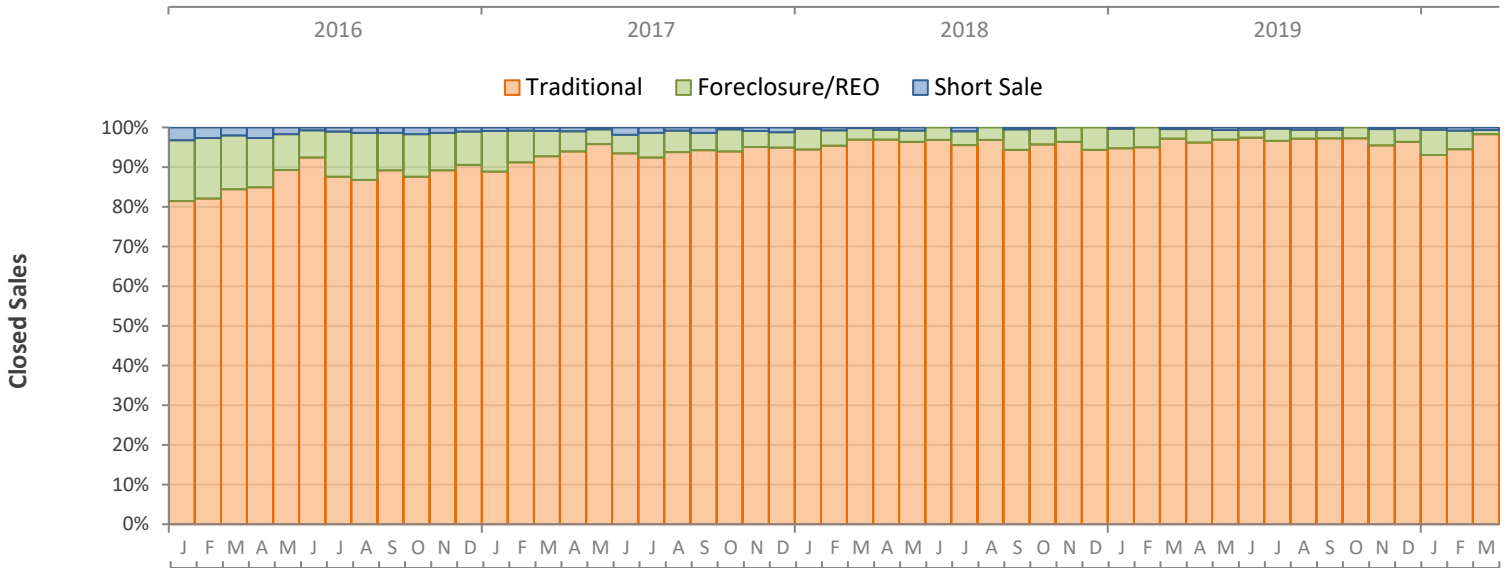
Monthly Distressed Market - March 2020

Single Family Homes

St. Lucie County



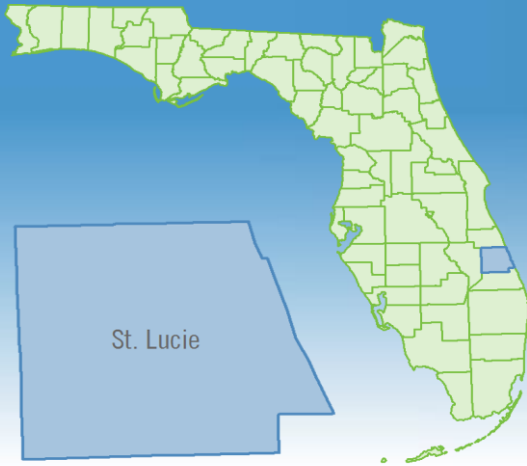
		March 2020	March 2019	Percent Change Year-over-Year
Traditional	Closed Sales	562	483	16.4%
	Median Sale Price	\$243,293	\$230,458	5.6%
Foreclosure/REO	Closed Sales	6	12	-50.0%
	Median Sale Price	\$190,000	\$184,555	3.0%
Short Sale	Closed Sales	4	2	100.0%
	Median Sale Price	\$184,485	\$192,000	-3.9%



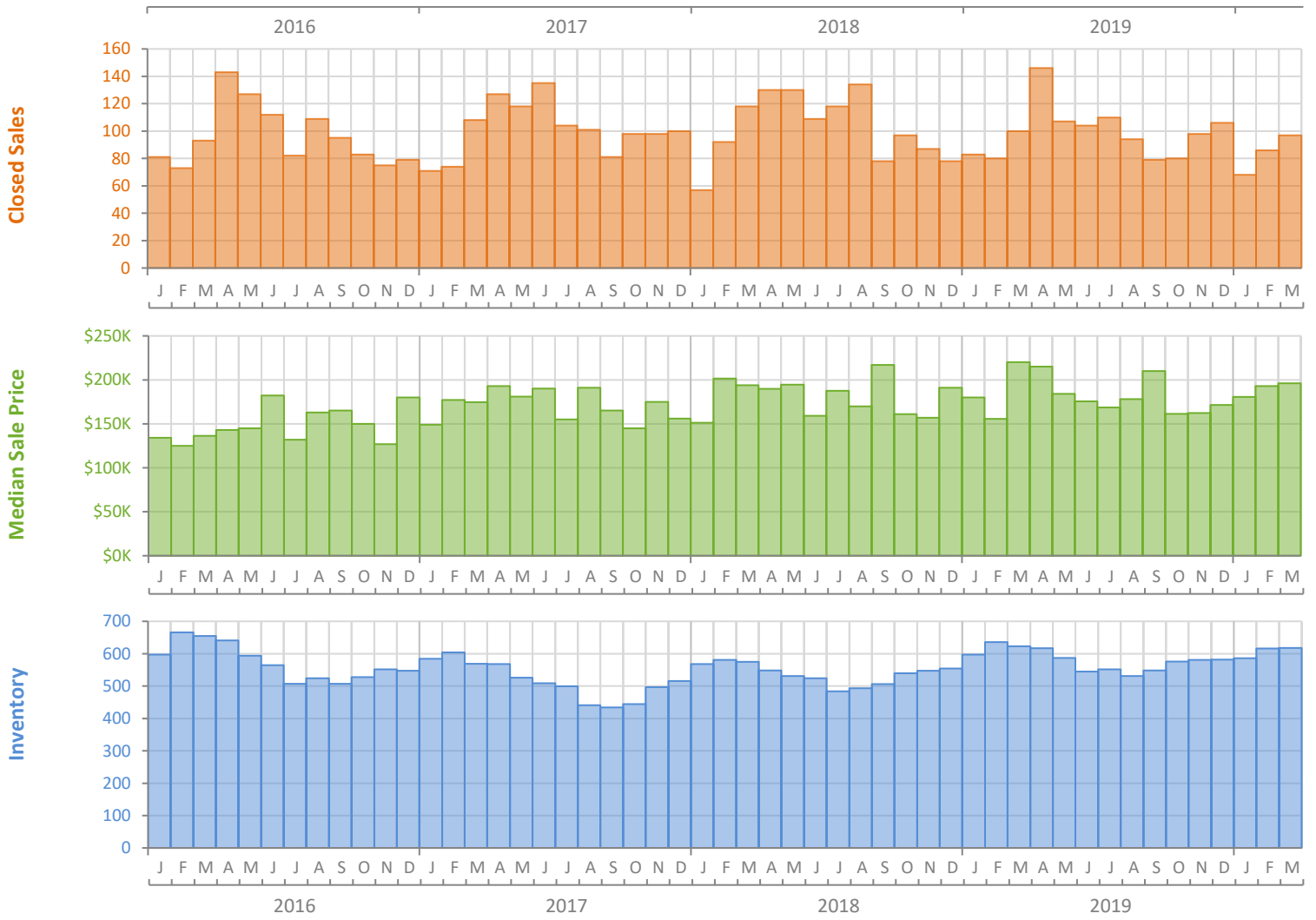
Monthly Market Summary - March 2020

Townhouses and Condos

St. Lucie County



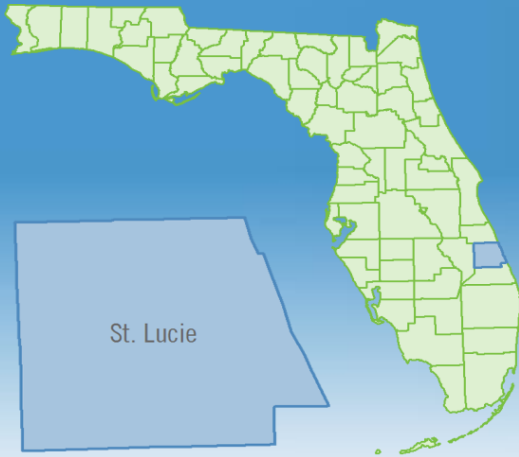
	March 2020	March 2019	Percent Change Year-over-Year
Closed Sales	97	100	-3.0%
Paid in Cash	57	61	-6.6%
Median Sale Price	\$196,000	\$220,000	-10.9%
Average Sale Price	\$245,559	\$244,112	0.6%
Dollar Volume	\$23.8 Million	\$24.4 Million	-2.4%
Med. Pct. of Orig. List Price Received	95.4%	95.1%	0.3%
Median Time to Contract	70 Days	61 Days	14.8%
Median Time to Sale	92 Days	96 Days	-4.2%
New Pending Sales	81	116	-30.2%
New Listings	130	144	-9.7%
Pending Inventory	130	173	-24.9%
Inventory (Active Listings)	618	623	-0.8%
Months Supply of Inventory	6.3	6.1	3.3%



Monthly Distressed Market - March 2020

Townhouses and Condos

St. Lucie County



		March 2020	March 2019	Percent Change Year-over-Year
Traditional	Closed Sales	96	99	-3.0%
	Median Sale Price	\$203,000	\$220,000	-7.7%
Foreclosure/REO	Closed Sales	1	1	0.0%
	Median Sale Price	\$157,000	\$286,000	-45.1%
Short Sale	Closed Sales	0	0	N/A
	Median Sale Price	(No Sales)	(No Sales)	N/A

