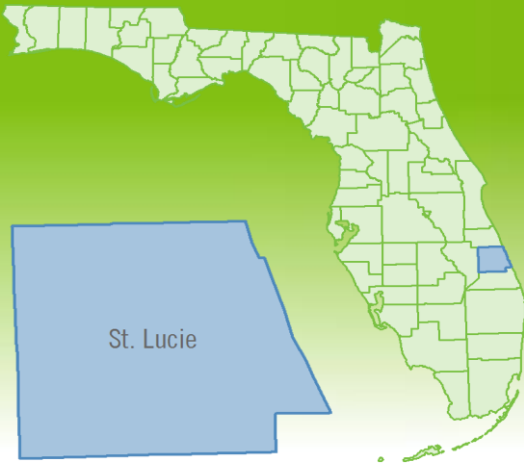


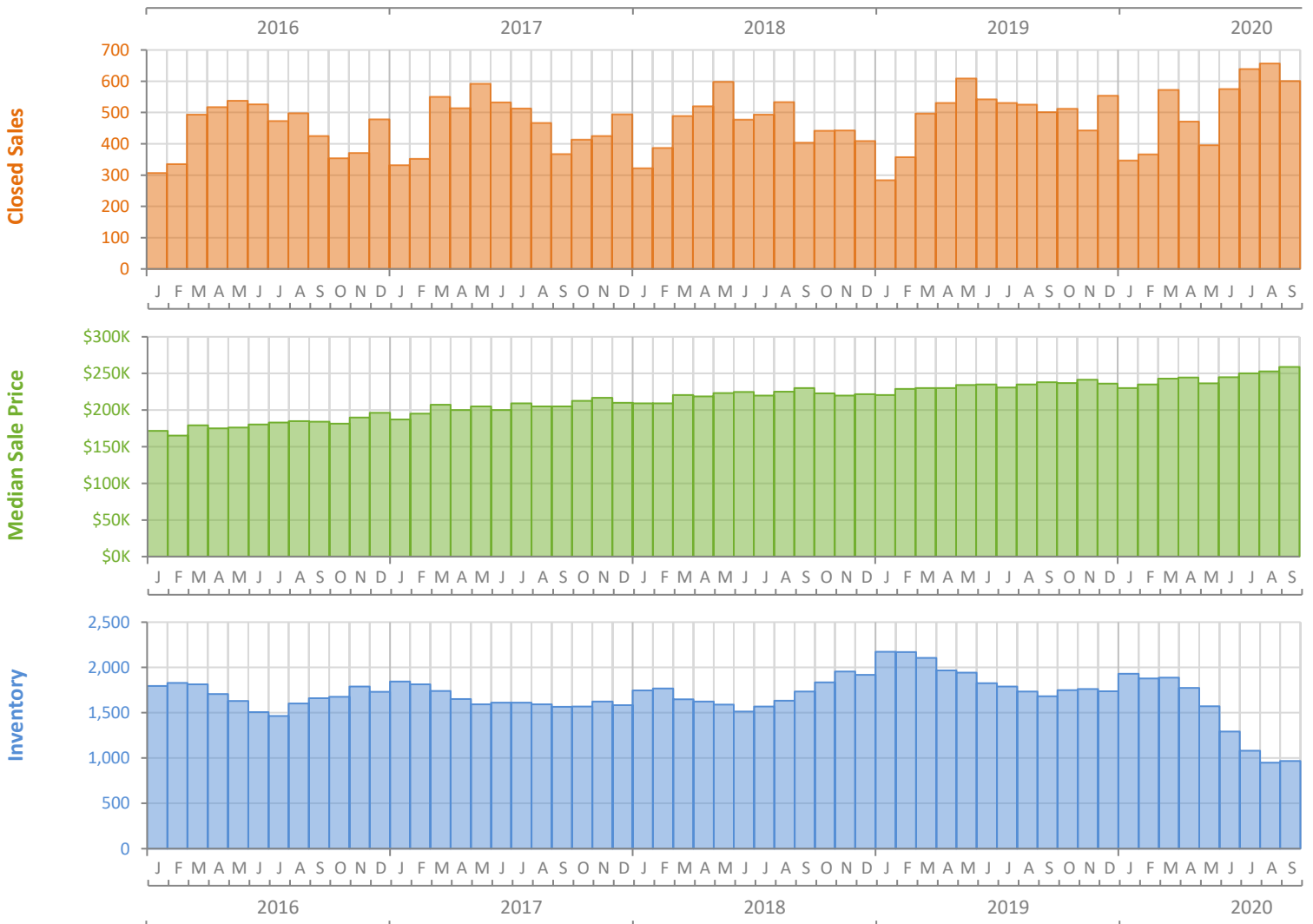
Monthly Market Summary - September 2020

Single Family Homes

St. Lucie County



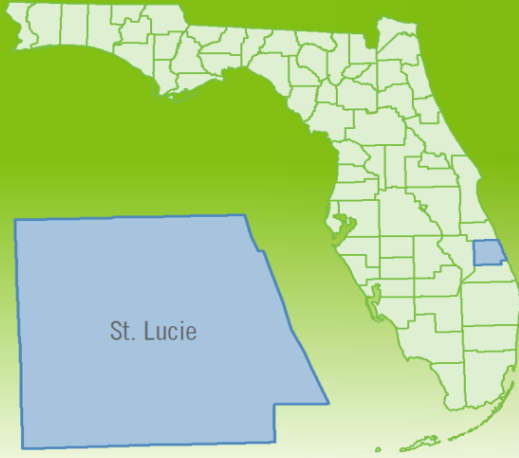
	September 2020	September 2019	Percent Change Year-over-Year
Closed Sales	601	501	20.0%
Paid in Cash	118	113	4.4%
Median Sale Price	\$258,680	\$238,093	8.6%
Average Sale Price	\$278,970	\$251,550	10.9%
Dollar Volume	\$167.7 Million	\$126.0 Million	33.0%
Med. Pct. of Orig. List Price Received	98.4%	96.4%	2.1%
Median Time to Contract	18 Days	47 Days	-61.7%
Median Time to Sale	67 Days	93 Days	-28.0%
New Pending Sales	709	492	44.1%
New Listings	756	556	36.0%
Pending Inventory	1,147	853	34.5%
Inventory (Active Listings)	968	1,681	-42.4%
Months Supply of Inventory	1.9	3.6	-47.2%



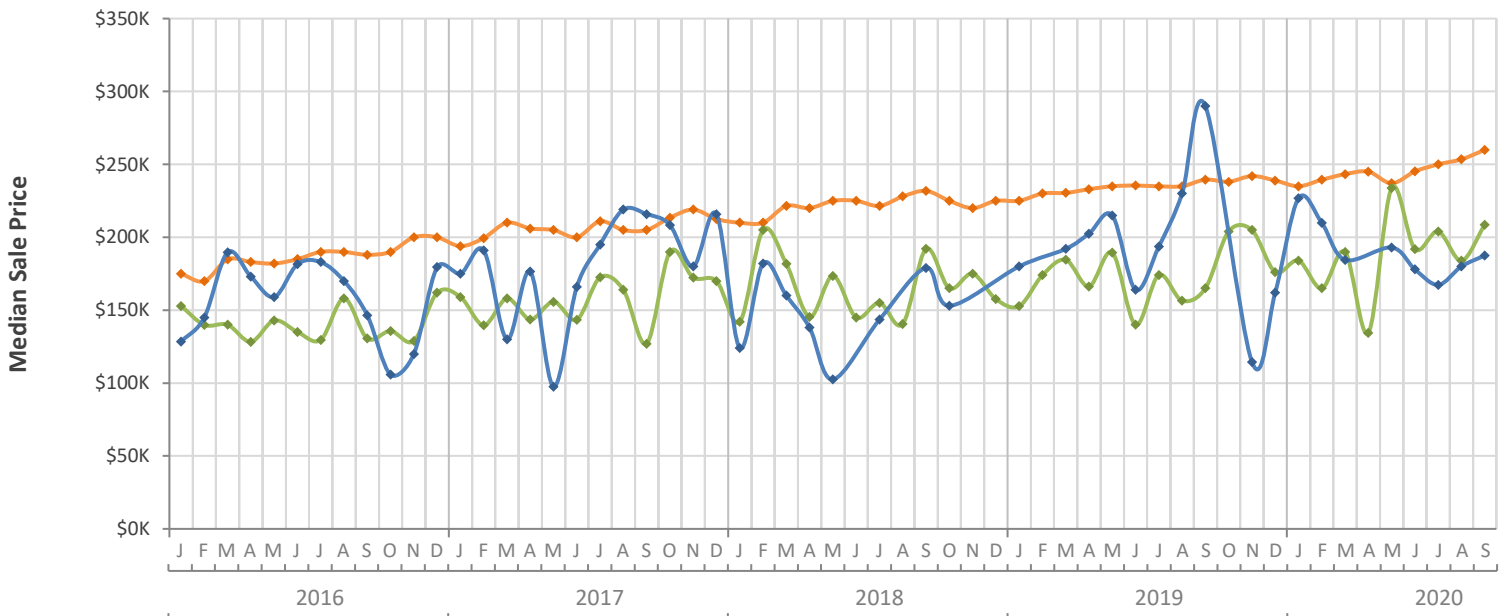
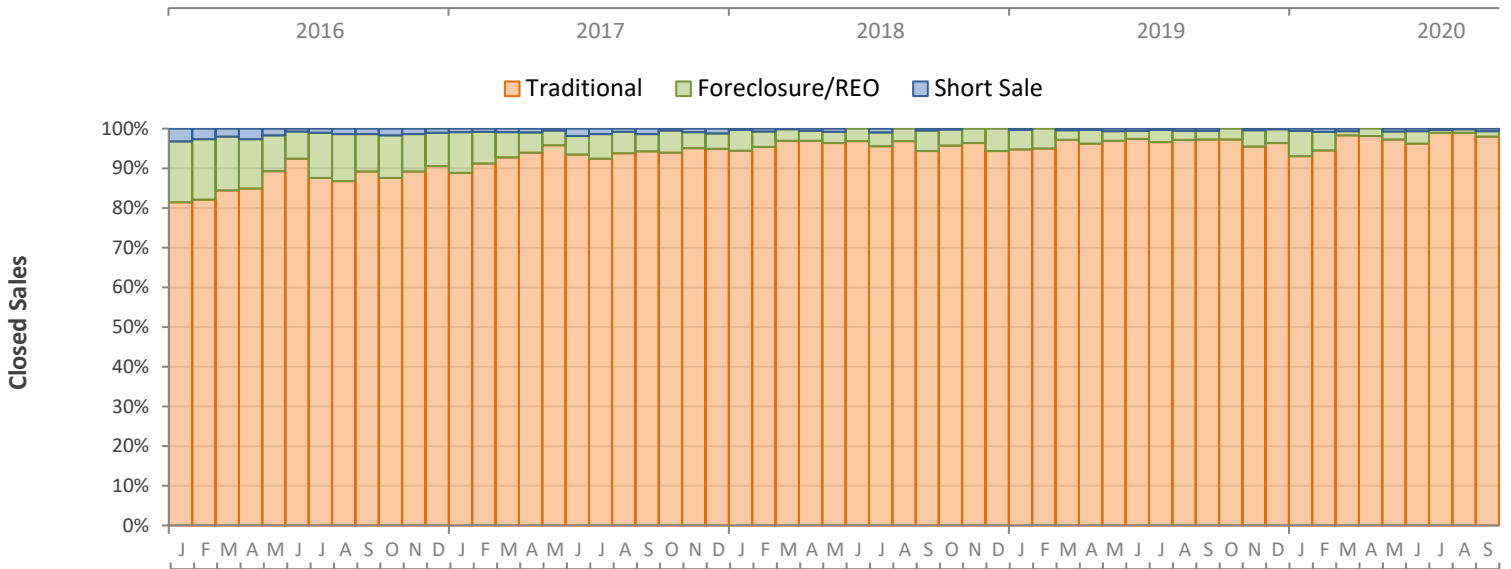
Monthly Distressed Market - September 2020

Single Family Homes

St. Lucie County



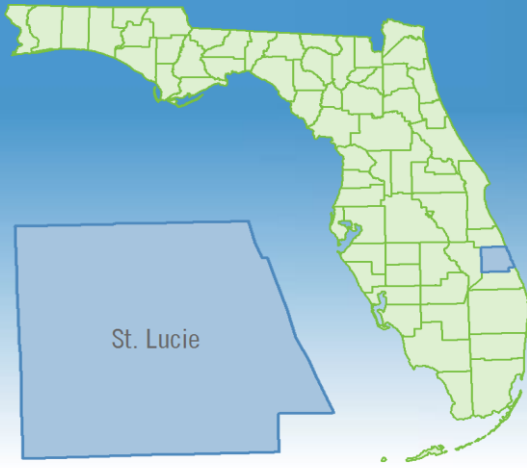
		September 2020	September 2019	Percent Change Year-over-Year
Traditional	Closed Sales	589	487	20.9%
	Median Sale Price	\$259,900	\$239,543	8.5%
Foreclosure/REO	Closed Sales	8	11	-27.3%
	Median Sale Price	\$208,511	\$165,000	26.4%
Short Sale	Closed Sales	4	3	33.3%
	Median Sale Price	\$187,500	\$290,000	-35.3%



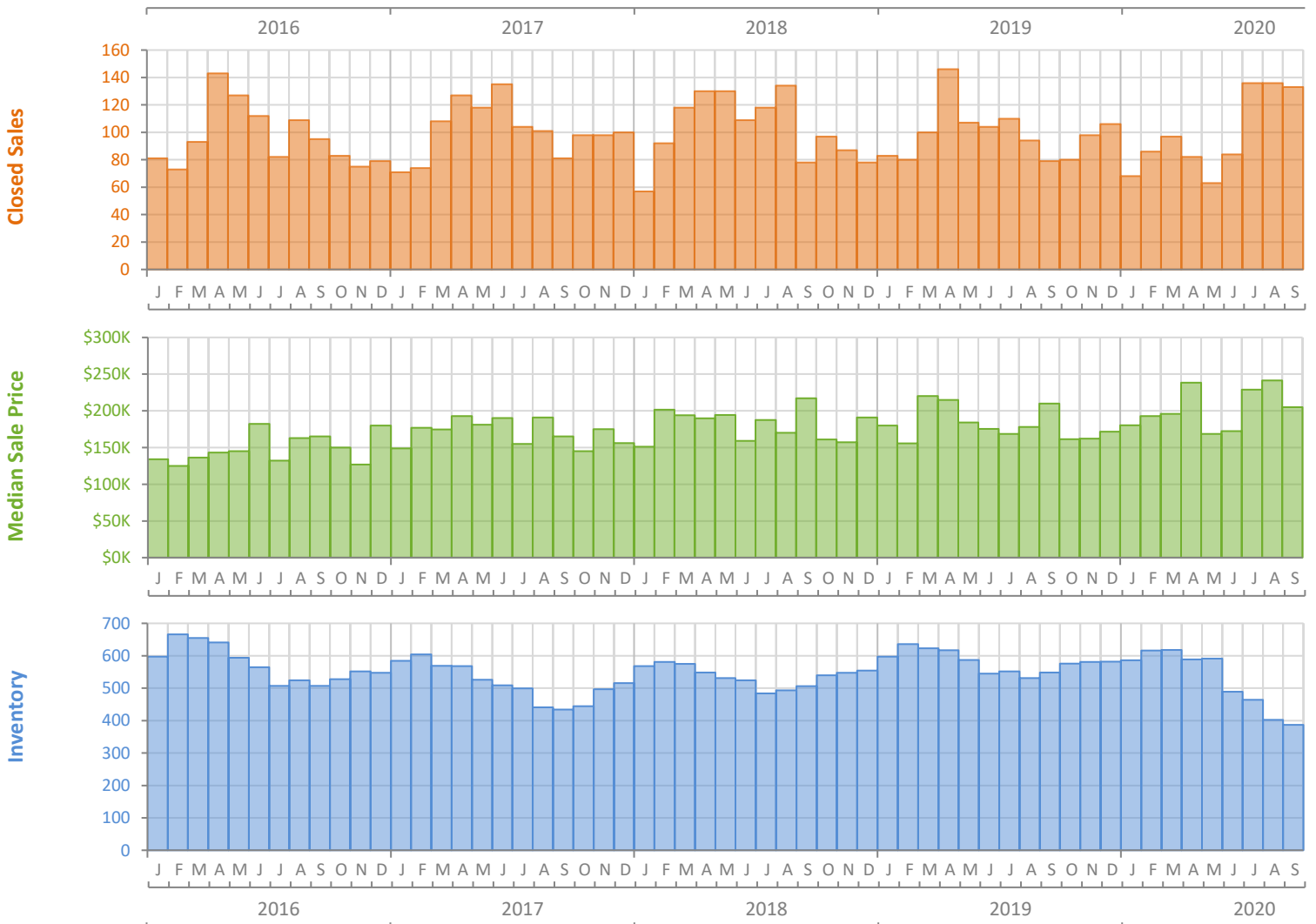
Monthly Market Summary - September 2020

Townhouses and Condos

St. Lucie County



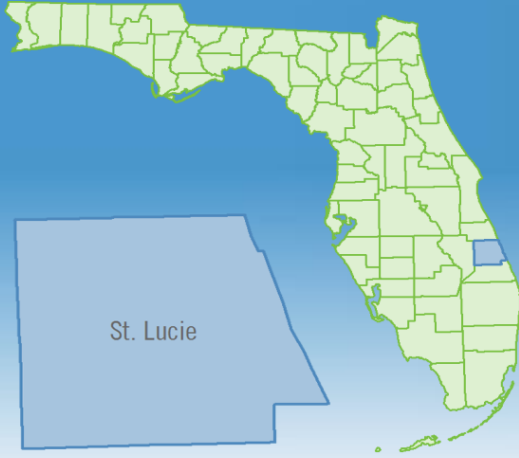
	September 2020	September 2019	Percent Change Year-over-Year
Closed Sales	133	79	68.4%
Paid in Cash	59	36	63.9%
Median Sale Price	\$205,000	\$210,000	-2.4%
Average Sale Price	\$264,608	\$235,011	12.6%
Dollar Volume	\$35.2 Million	\$18.6 Million	89.6%
Med. Pct. of Orig. List Price Received	95.6%	95.2%	0.4%
Median Time to Contract	42 Days	63 Days	-33.3%
Median Time to Sale	86 Days	99 Days	-13.1%
New Pending Sales	174	71	145.1%
New Listings	167	137	21.9%
Pending Inventory	222	115	93.0%
Inventory (Active Listings)	387	548	-29.4%
Months Supply of Inventory	4.0	5.6	-28.6%



Monthly Distressed Market - September 2020

Townhouses and Condos

St. Lucie County



		September 2020	September 2019	Percent Change Year-over-Year
Traditional	Closed Sales	133	76	75.0%
	Median Sale Price	\$205,000	\$212,000	-3.3%
Foreclosure/REO	Closed Sales	0	2	-100.0%
	Median Sale Price	(No Sales)	\$220,500	N/A
Short Sale	Closed Sales	0	1	-100.0%
	Median Sale Price	(No Sales)	\$205,000	N/A

