

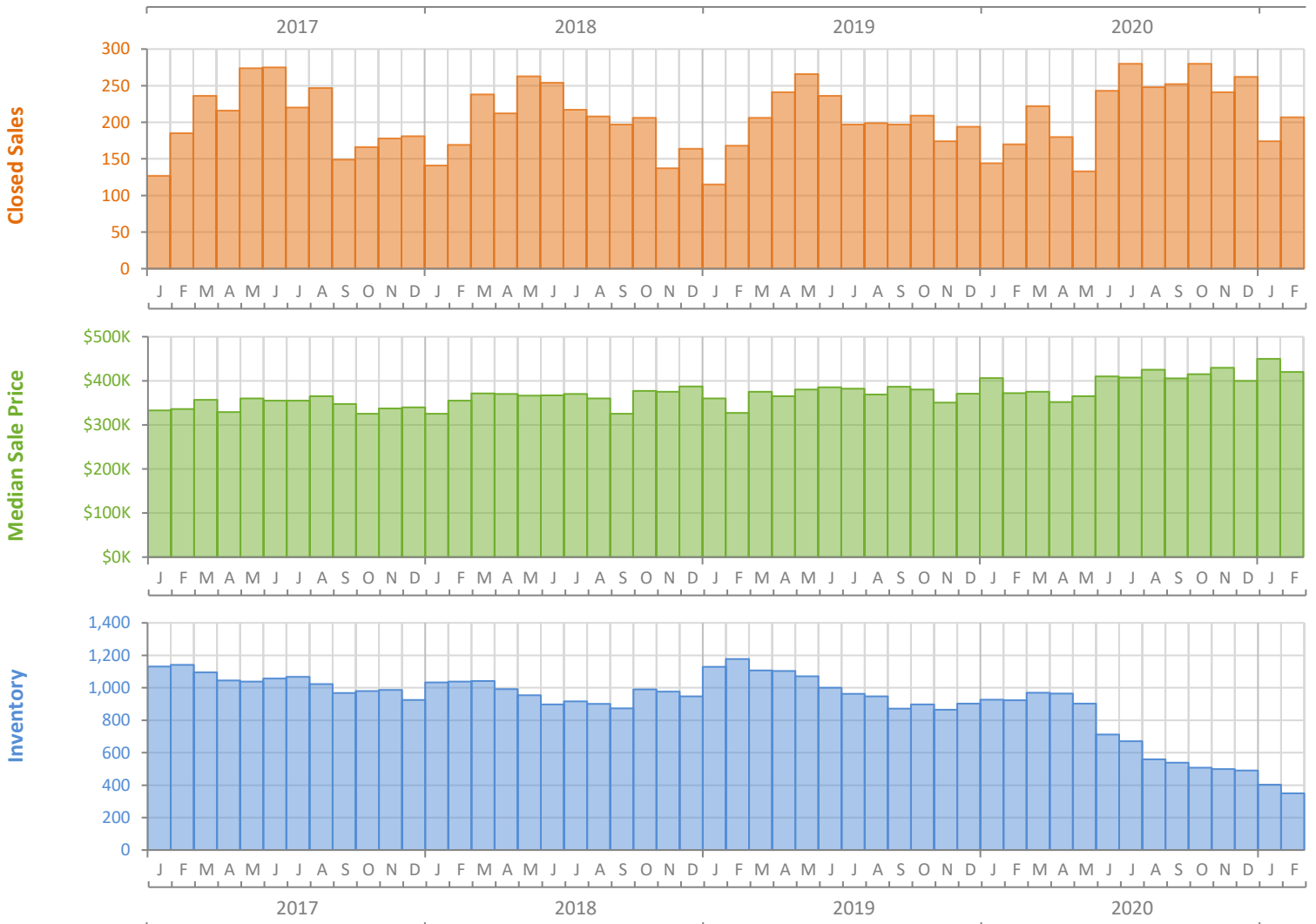
Monthly Market Summary - February 2021

Single Family Homes

Martin County



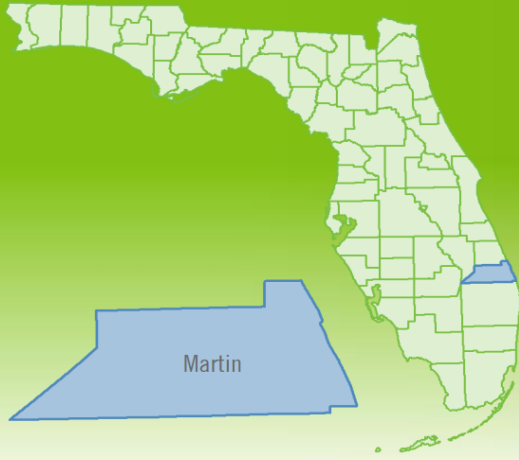
	February 2021	February 2020	Percent Change Year-over-Year
Closed Sales	207	170	21.8%
Paid in Cash	79	71	11.3%
Median Sale Price	\$419,900	\$372,000	12.9%
Average Sale Price	\$719,276	\$628,941	14.4%
Dollar Volume	\$148.9 Million	\$106.9 Million	39.3%
Med. Pct. of Orig. List Price Received	96.3%	95.3%	1.0%
Median Time to Contract	34 Days	51 Days	-33.3%
Median Time to Sale	81 Days	90 Days	-10.0%
New Pending Sales	304	251	21.1%
New Listings	274	297	-7.7%
Pending Inventory	584	387	50.9%
Inventory (Active Listings)	350	923	-62.1%
Months Supply of Inventory	1.5	4.6	-67.4%



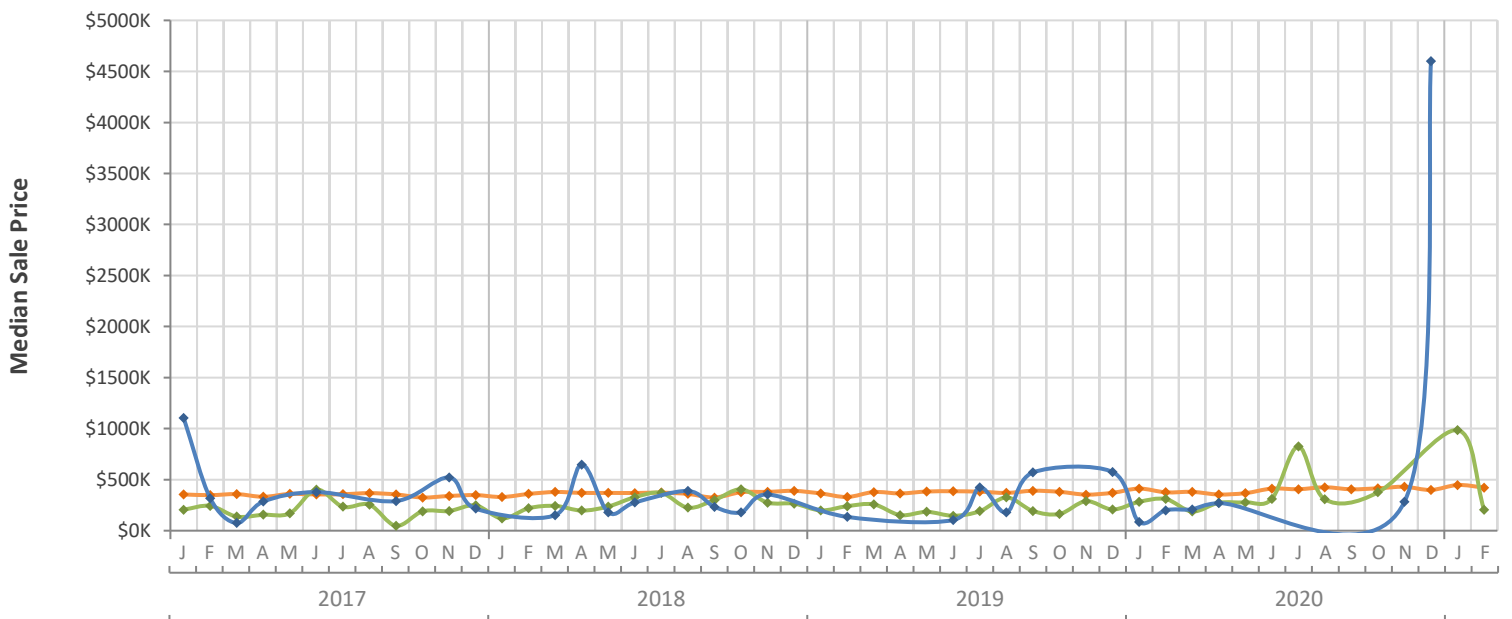
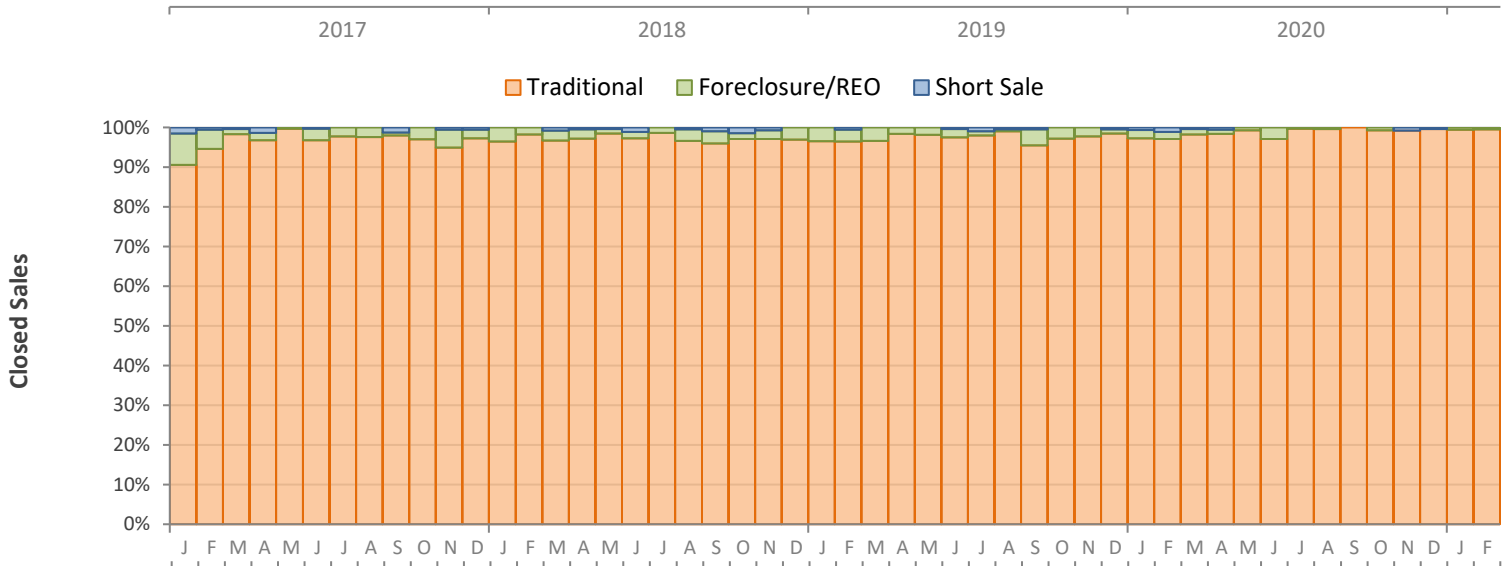
Monthly Distressed Market - February 2021

Single Family Homes

Martin County



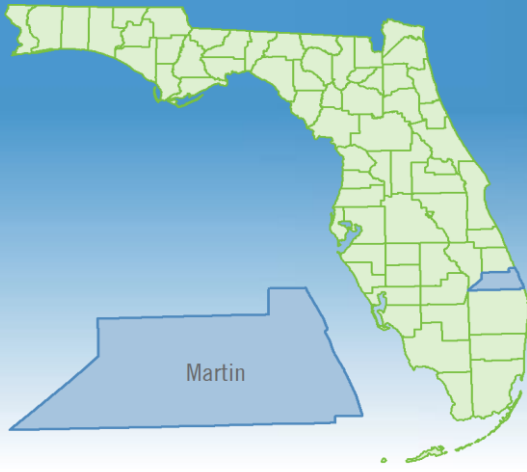
		February 2021	February 2020	Percent Change Year-over-Year
Traditional	Closed Sales	206	165	24.8%
	Median Sale Price	\$422,450	\$376,000	12.4%
Foreclosure/REO	Closed Sales	1	3	-66.7%
	Median Sale Price	\$206,000	\$310,000	-33.5%
Short Sale	Closed Sales	0	2	-100.0%
	Median Sale Price	(No Sales)	\$199,875	N/A



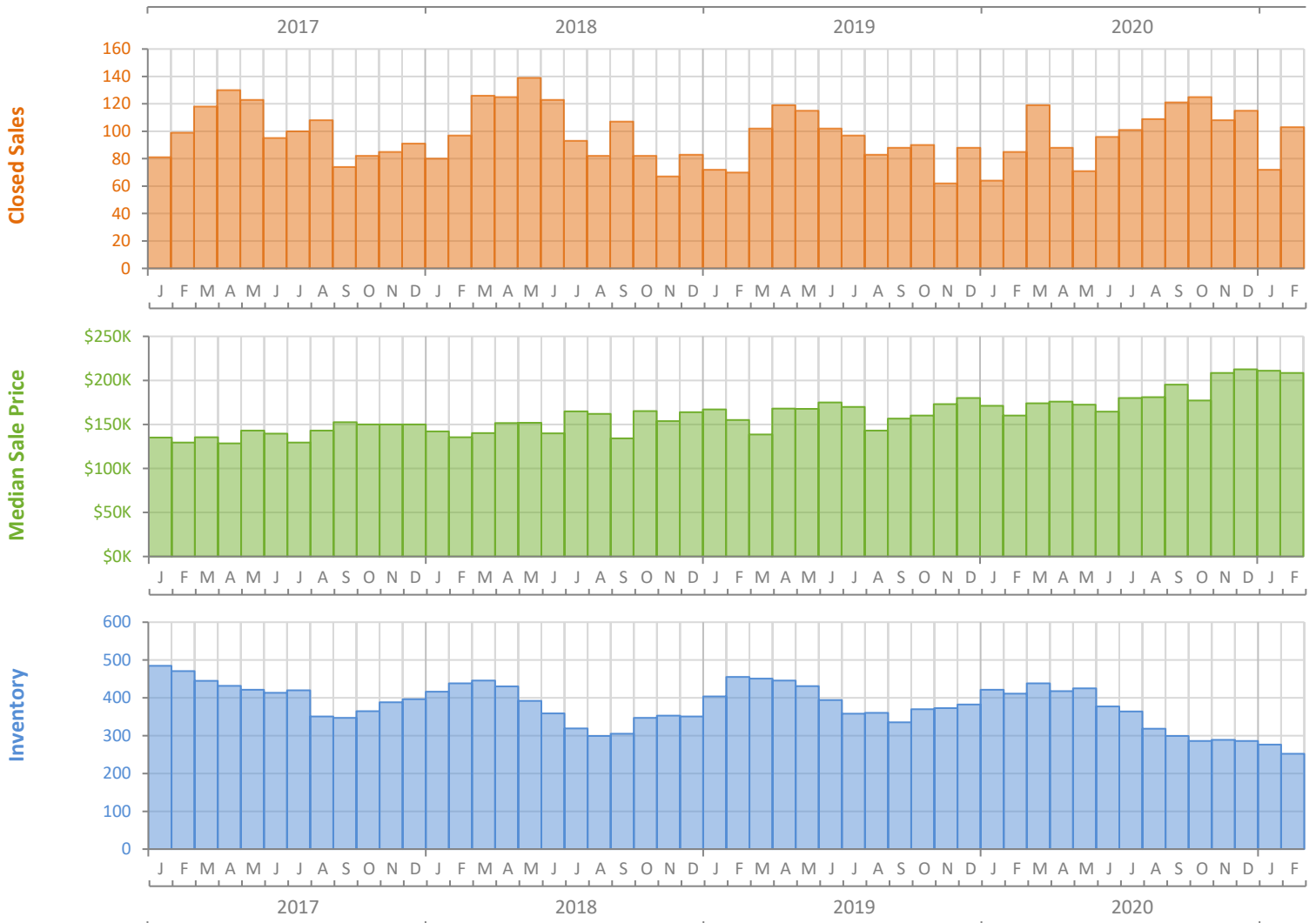
Monthly Market Summary - February 2021

Townhouses and Condos

Martin County



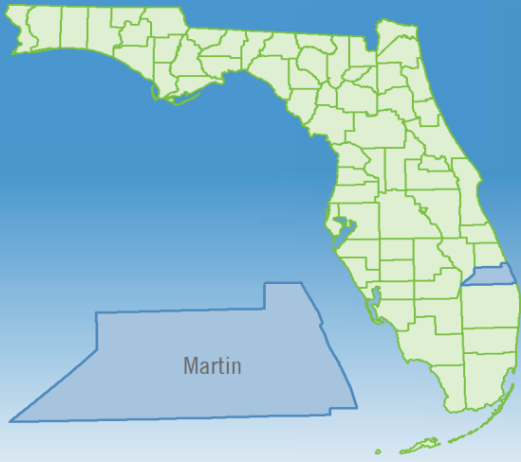
	February 2021	February 2020	Percent Change Year-over-Year
Closed Sales	103	85	21.2%
Paid in Cash	67	55	21.8%
Median Sale Price	\$208,500	\$160,000	30.3%
Average Sale Price	\$248,225	\$214,004	16.0%
Dollar Volume	\$25.6 Million	\$18.2 Million	40.6%
Med. Pct. of Orig. List Price Received	96.2%	95.5%	0.7%
Median Time to Contract	49 Days	48 Days	2.1%
Median Time to Sale	86 Days	88 Days	-2.3%
New Pending Sales	148	129	14.7%
New Listings	127	135	-5.9%
Pending Inventory	268	175	53.1%
Inventory (Active Listings)	252	411	-38.7%
Months Supply of Inventory	2.5	4.5	-44.4%



Monthly Distressed Market - February 2021

Townhouses and Condos

Martin County



		February 2021	February 2020	Percent Change Year-over-Year
Traditional	Closed Sales	102	83	22.9%
	Median Sale Price	\$208,750	\$160,000	30.5%
Foreclosure/REO	Closed Sales	1	2	-50.0%
	Median Sale Price	\$70,888	\$181,500	-60.9%
Short Sale	Closed Sales	0	0	N/A
	Median Sale Price	(No Sales)	(No Sales)	N/A

