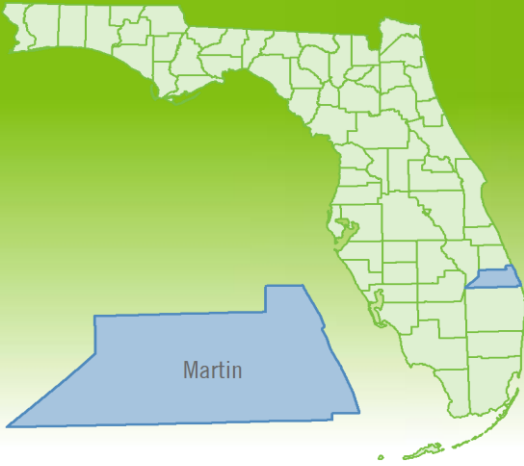


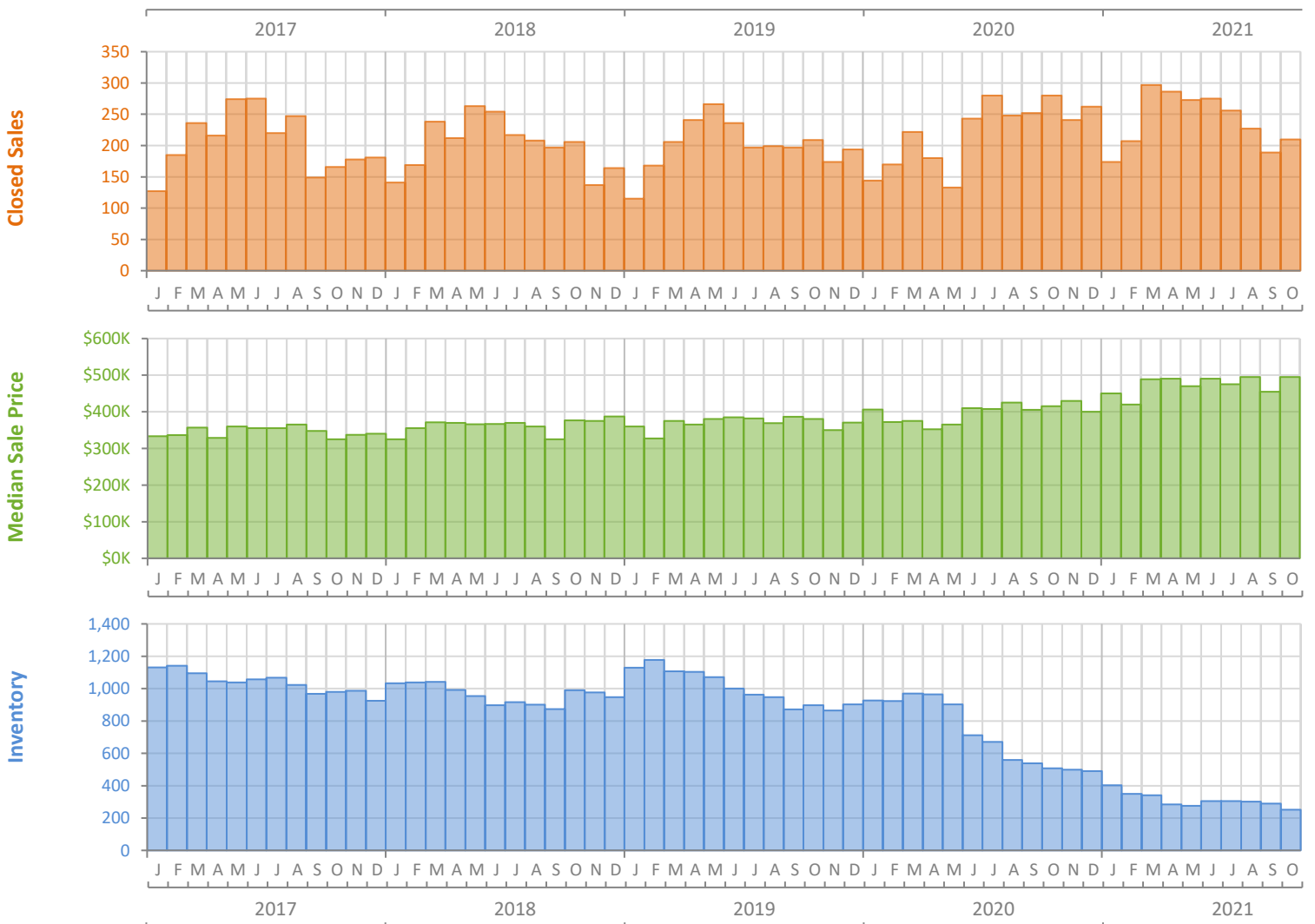
# Monthly Market Summary - October 2021

## Single-Family Homes

### Martin County



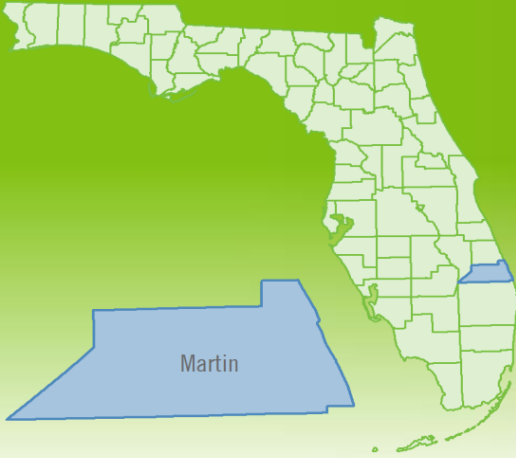
	October 2021	October 2020	Percent Change Year-over-Year
Closed Sales	210	280	-25.0%
Paid in Cash	91	107	-15.0%
Median Sale Price	\$495,000	\$415,200	19.2%
Average Sale Price	\$713,767	\$624,018	14.4%
Dollar Volume	\$149.9 Million	\$174.7 Million	-14.2%
Med. Pct. of Orig. List Price Received	98.8%	95.7%	3.2%
Median Time to Contract	15 Days	33 Days	-54.5%
Median Time to Sale	53 Days	78 Days	-32.1%
New Pending Sales	197	278	-29.1%
New Listings	189	260	-27.3%
Pending Inventory	284	401	-29.2%
Inventory (Active Listings)	251	507	-50.5%
Months Supply of Inventory	1.0	2.4	-58.3%



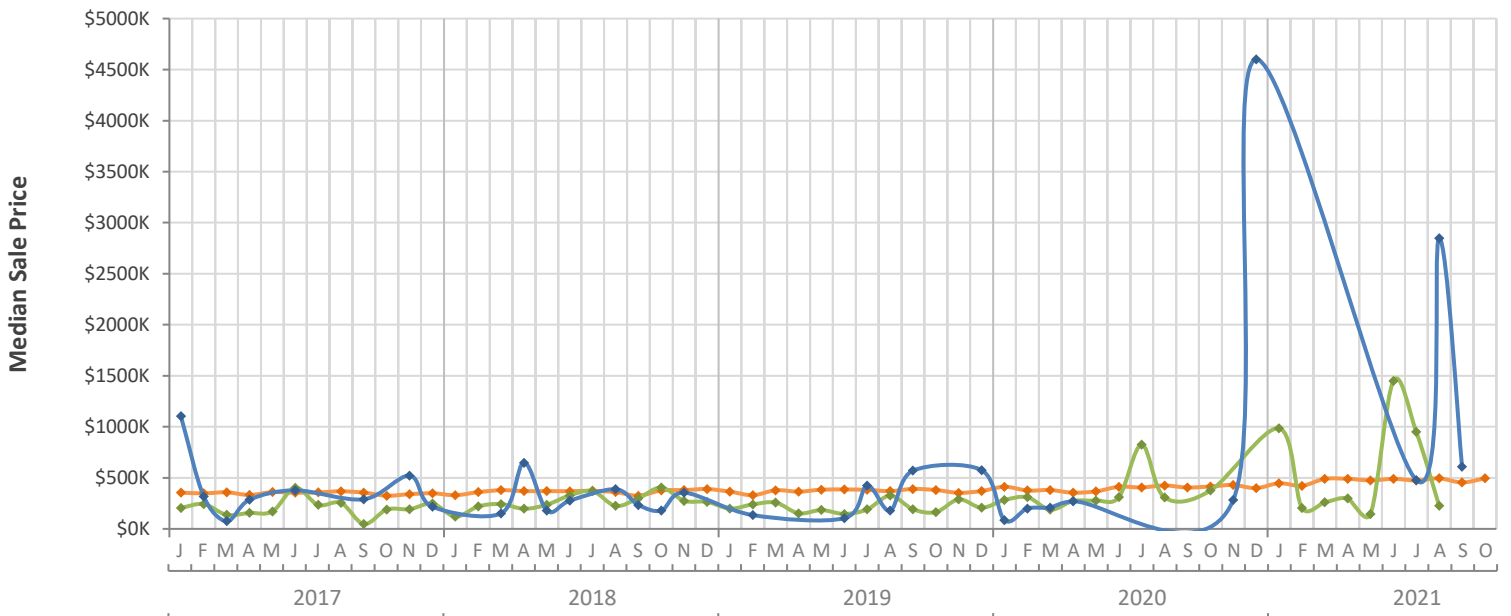
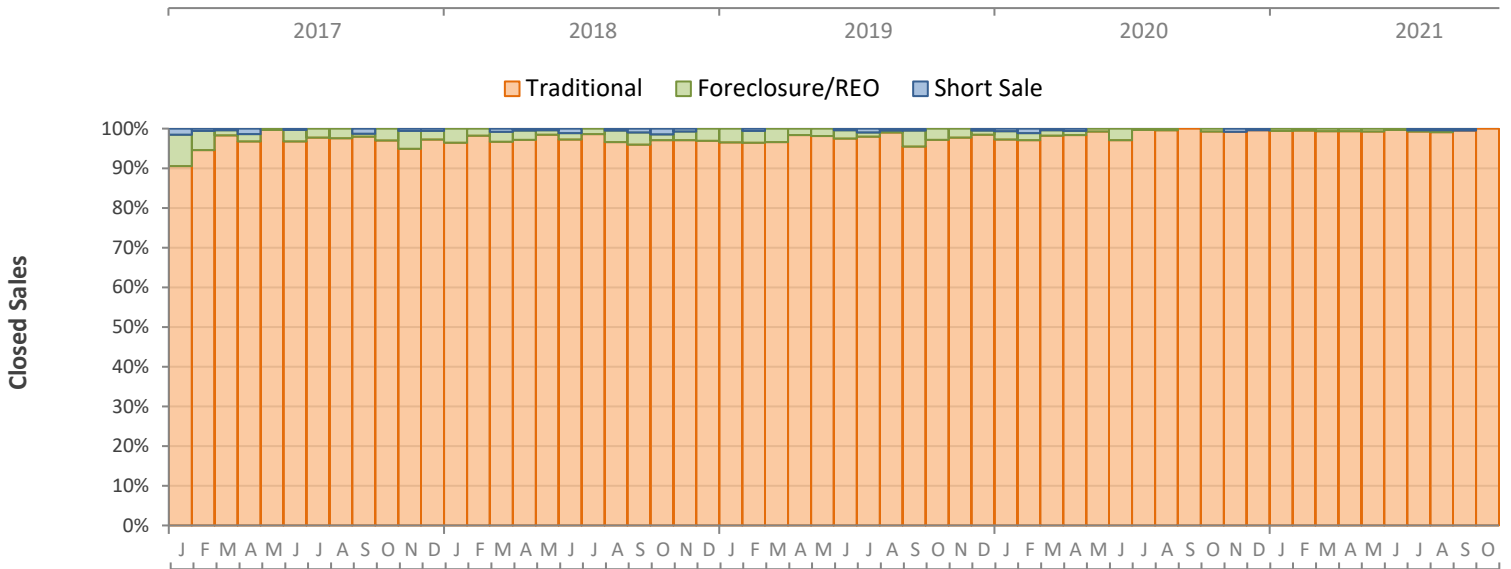
# Monthly Distressed Market - October 2021

## Single-Family Homes

### Martin County



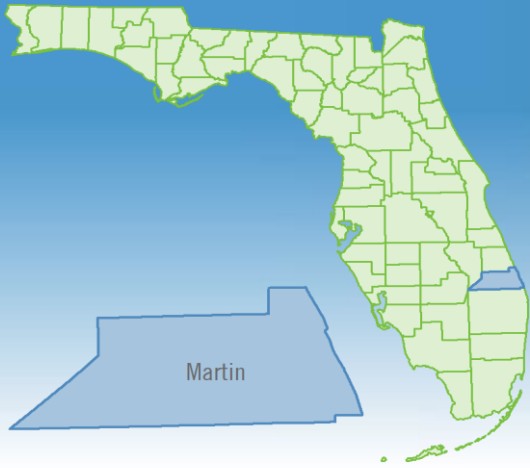
		October 2021	October 2020	Percent Change Year-over-Year
Traditional	Closed Sales	210	278	-24.5%
	Median Sale Price	\$495,000	\$415,200	19.2%
Foreclosure/REO	Closed Sales	0	2	-100.0%
	Median Sale Price	(No Sales)	\$375,500	N/A
Short Sale	Closed Sales	0	0	N/A
	Median Sale Price	(No Sales)	(No Sales)	N/A



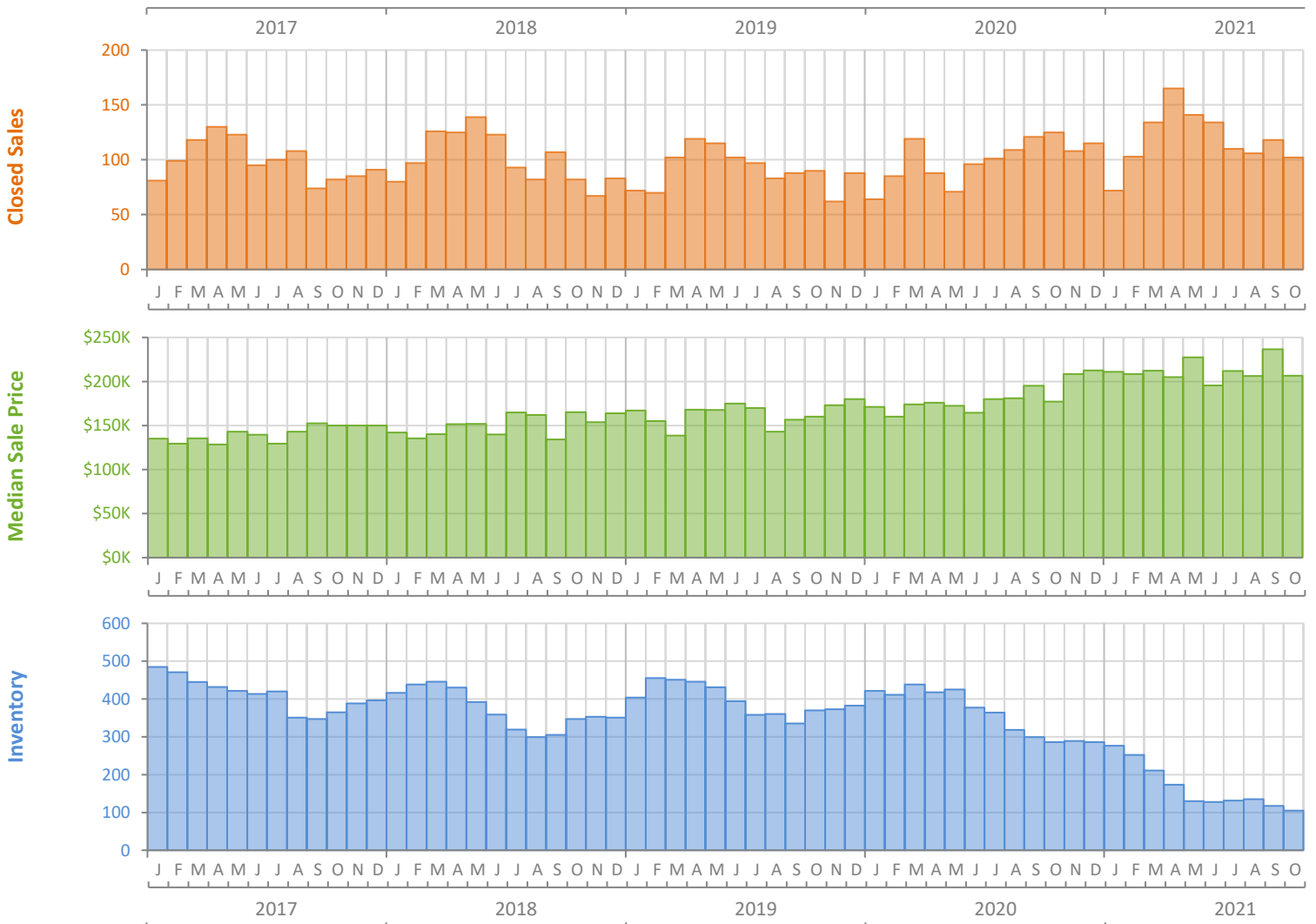
# Monthly Market Summary - October 2021

## Townhouses and Condos

### Martin County



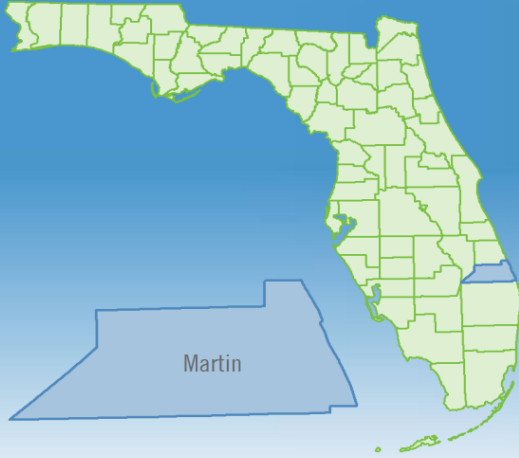
	October 2021	October 2020	Percent Change Year-over-Year
Closed Sales	102	125	-18.4%
Paid in Cash	68	72	-5.6%
Median Sale Price	\$206,500	\$177,250	16.5%
Average Sale Price	\$256,036	\$222,053	15.3%
Dollar Volume	\$26.1 Million	\$27.8 Million	-5.9%
Med. Pct. of Orig. List Price Received	100.0%	96.2%	4.0%
Median Time to Contract	10 Days	21 Days	-52.4%
Median Time to Sale	48 Days	66 Days	-27.3%
New Pending Sales	102	117	-12.8%
New Listings	92	107	-14.0%
Pending Inventory	162	172	-5.8%
Inventory (Active Listings)	105	286	-63.3%
Months Supply of Inventory	0.9	3.0	-70.0%



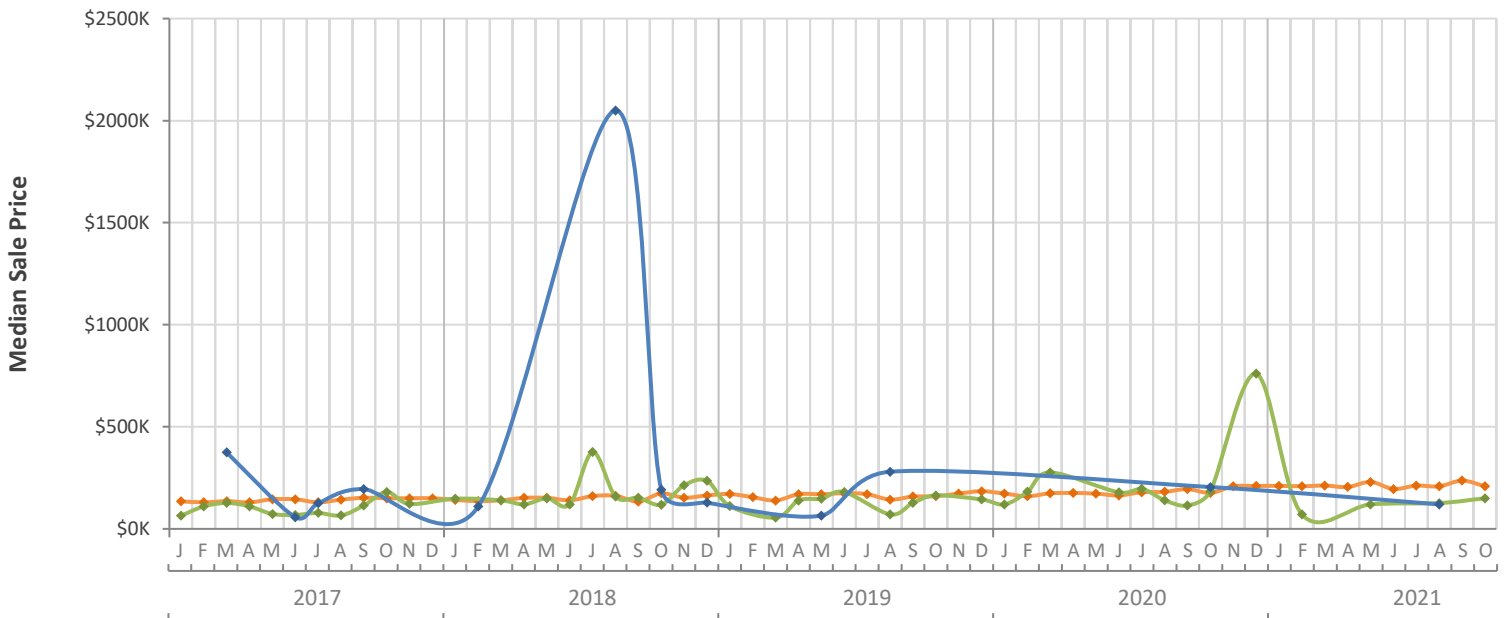
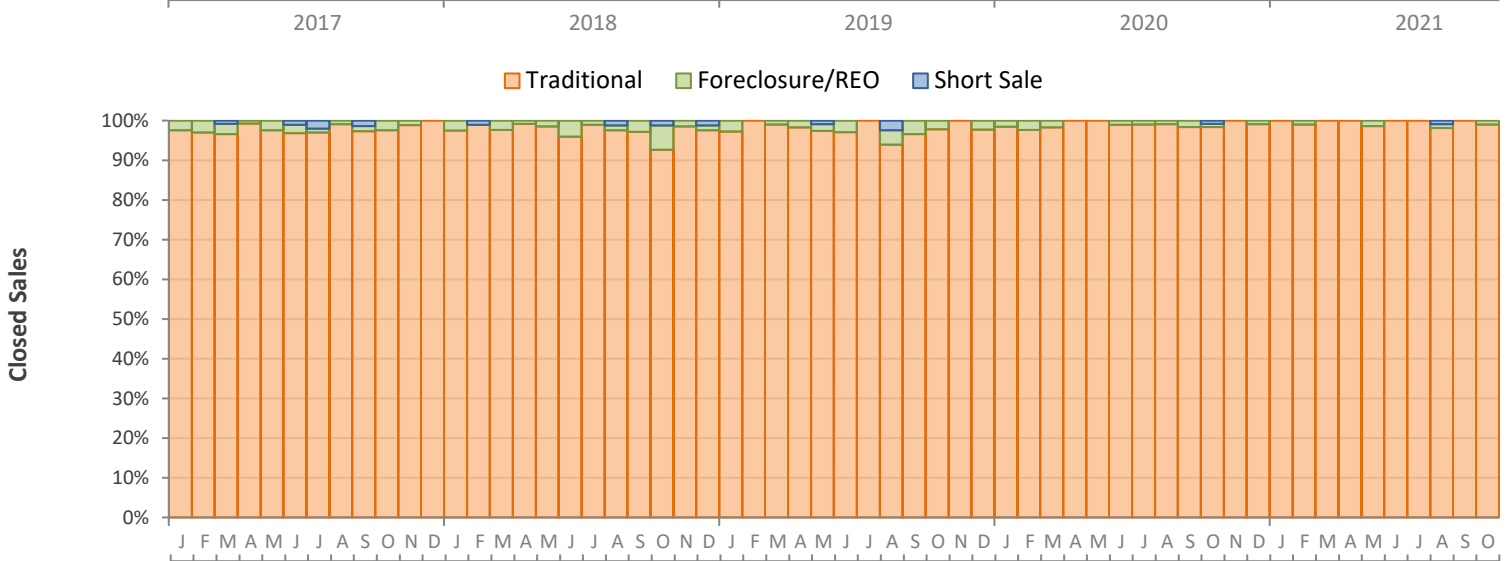
# Monthly Distressed Market - October 2021

## Townhouses and Condos

### Martin County



		October 2021	October 2020	Percent Change Year-over-Year
Traditional	Closed Sales	101	123	-17.9%
	Median Sale Price	\$209,000	\$176,000	18.8%
Foreclosure/REO	Closed Sales	1	1	0.0%
	Median Sale Price	\$150,000	\$185,000	-18.9%
Short Sale	Closed Sales	0	1	-100.0%
	Median Sale Price	(No Sales)	\$204,900	N/A



Produced by Florida REALTORS® with data provided by Florida's multiple listing services. Statistics for each month compiled from MLS feeds on the 15th day of the following month. Data released on Monday, November 22, 2021. Next data release is Wednesday, December 22, 2021.