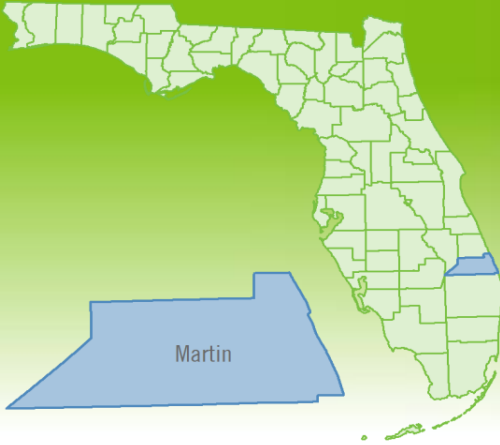


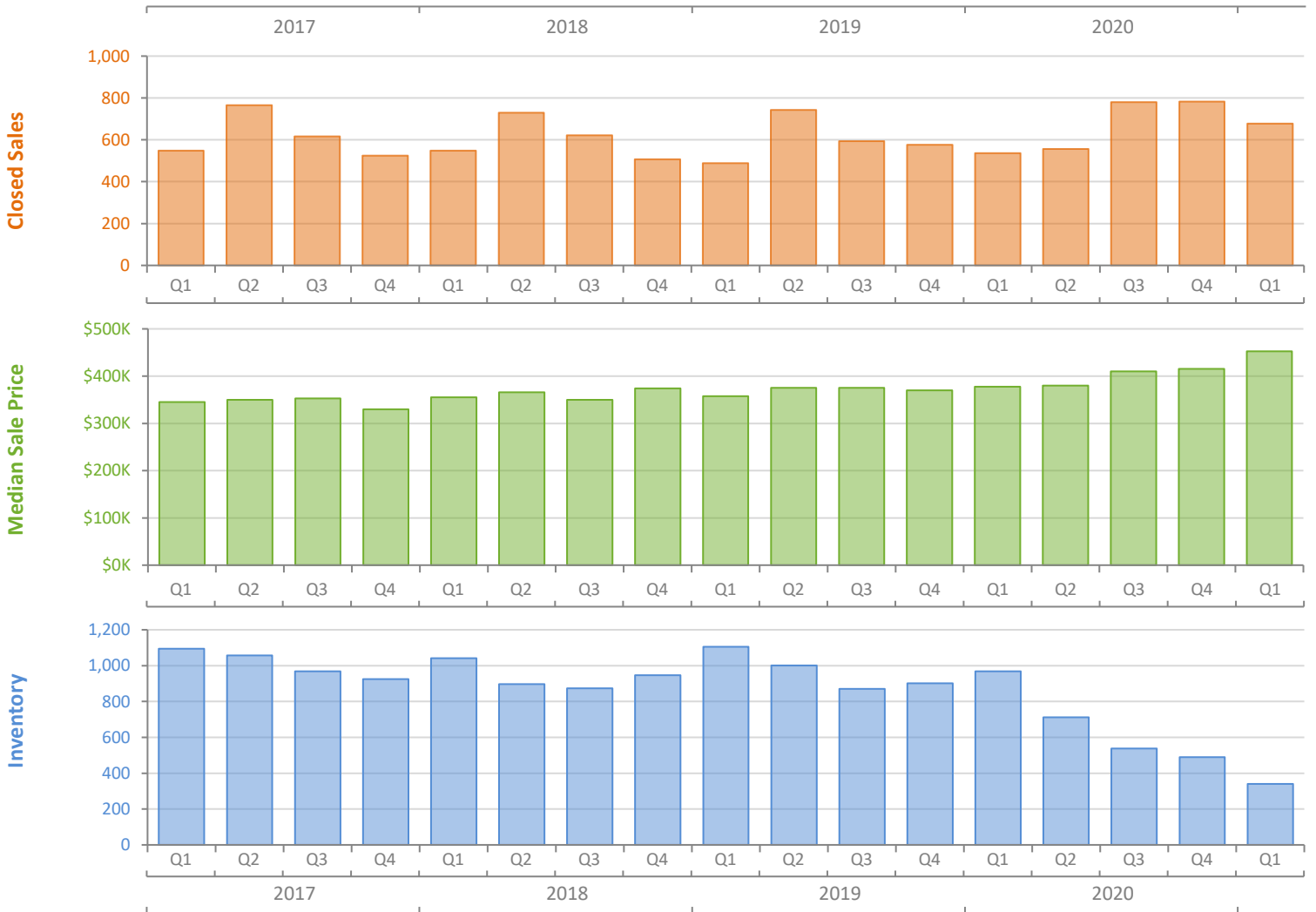
# Quarterly Market Summary - Q1 2021

## Single-Family Homes

### Martin County



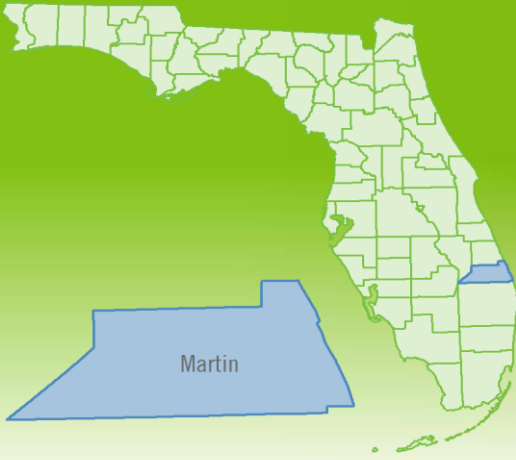
	Q1 2021	Q1 2020	Percent Change Year-over-Year
Closed Sales	678	536	26.5%
Paid in Cash	296	240	23.3%
Median Sale Price	\$452,500	\$377,500	19.9%
Average Sale Price	\$775,728	\$538,221	44.1%
Dollar Volume	\$525.9 Million	\$288.5 Million	82.3%
Med. Pct. of Orig. List Price Received	96.9%	95.3%	1.7%
Median Time to Contract	26 Days	51 Days	-49.0%
Median Time to Sale	72 Days	95 Days	-24.2%
New Pending Sales	893	677	31.9%
New Listings	832	895	-7.0%
Pending Inventory	572	325	76.0%
Inventory (Active Listings)	340	969	-64.9%
Months Supply of Inventory	1.5	4.7	-68.1%



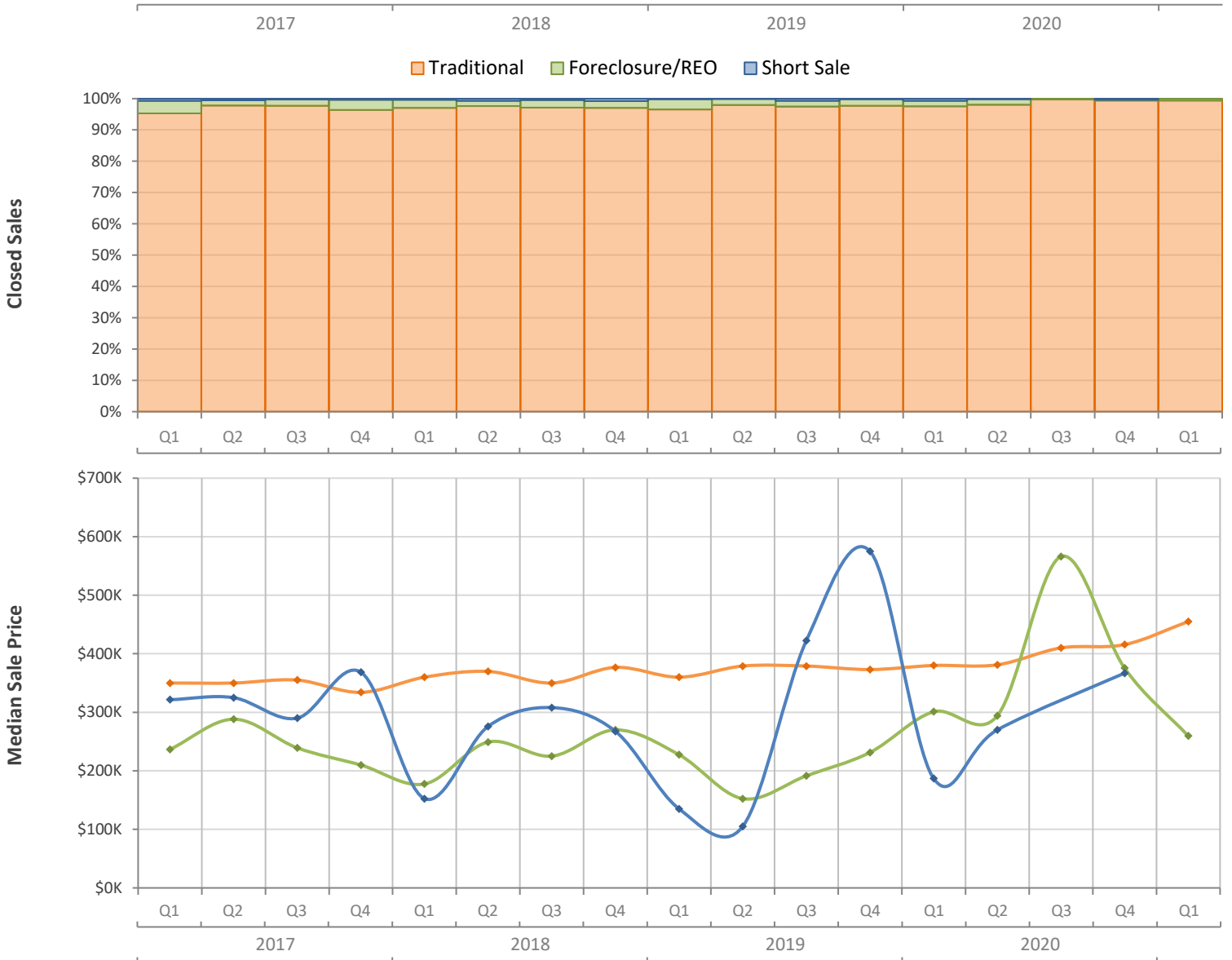
# Quarterly Distressed Market - Q1 2021

## Single-Family Homes

### Martin County



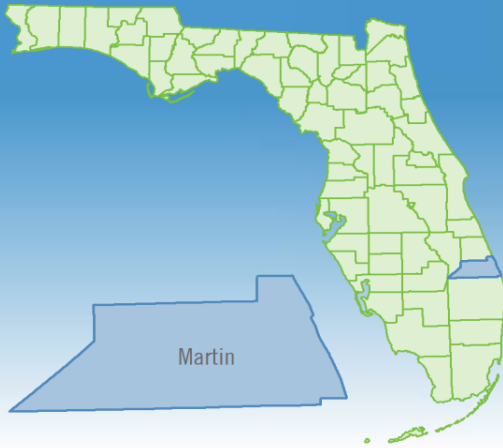
		Q1 2021	Q1 2020	Percent Change Year-over-Year
Traditional	Closed Sales	674	523	28.9%
	Median Sale Price	\$455,000	\$380,000	19.7%
Foreclosure/REO	Closed Sales	4	9	-55.6%
	Median Sale Price	\$259,555	\$301,000	-13.8%
Short Sale	Closed Sales	0	4	-100.0%
	Median Sale Price	(No Sales)	\$186,875	N/A



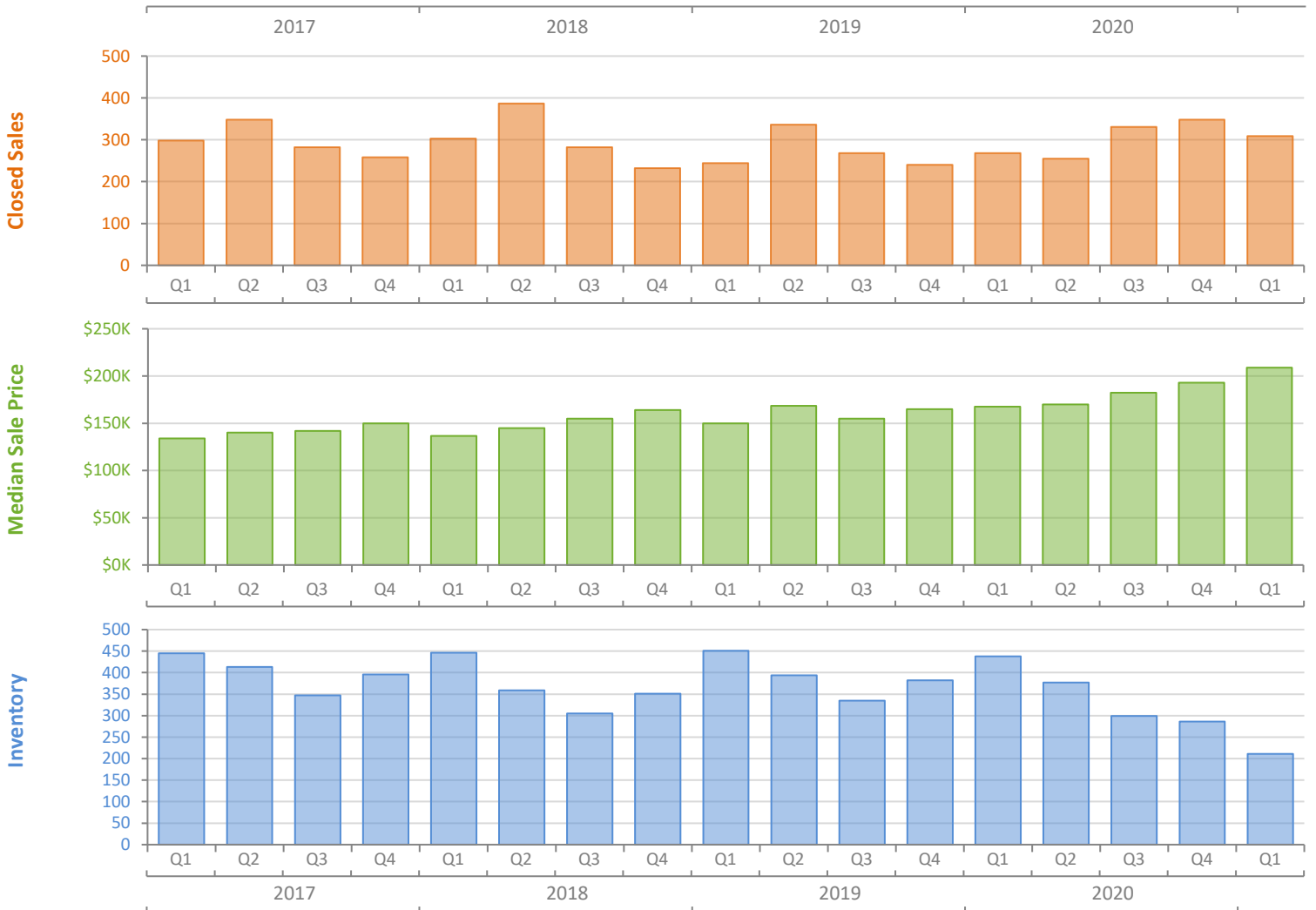
# Quarterly Market Summary - Q1 2021

## Townhouses and Condos

### Martin County



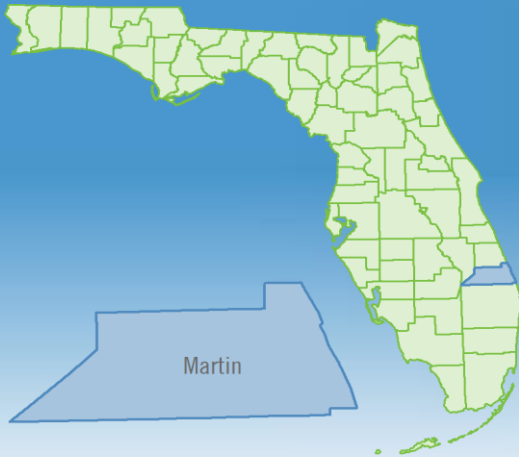
	Q1 2021	Q1 2020	Percent Change Year-over-Year
Closed Sales	309	268	15.3%
Paid in Cash	186	167	11.4%
Median Sale Price	\$208,750	\$167,500	24.6%
Average Sale Price	\$280,826	\$230,122	22.0%
Dollar Volume	\$86.8 Million	\$61.7 Million	40.7%
Med. Pct. of Orig. List Price Received	95.6%	95.0%	0.6%
Median Time to Contract	39 Days	48 Days	-18.8%
Median Time to Sale	81 Days	90 Days	-10.0%
New Pending Sales	472	324	45.7%
New Listings	414	444	-6.8%
Pending Inventory	306	145	111.0%
Inventory (Active Listings)	211	438	-51.8%
Months Supply of Inventory	2.0	4.7	-57.4%



# Quarterly Distressed Market - Q1 2021

## Townhouses and Condos

### Martin County



		Q1 2021	Q1 2020	Percent Change Year-over-Year
Traditional	Closed Sales	308	263	17.1%
	Median Sale Price	\$209,000	\$168,000	24.4%
Foreclosure/REO	Closed Sales	1	5	-80.0%
	Median Sale Price	\$120,444	\$160,000	-24.7%
Short Sale	Closed Sales	0	0	N/A
	Median Sale Price	(No Sales)	(No Sales)	N/A

