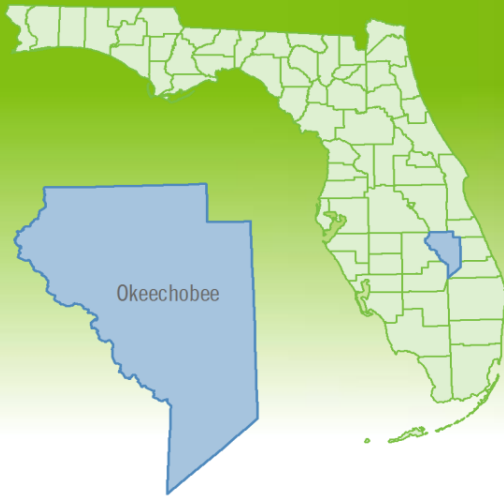


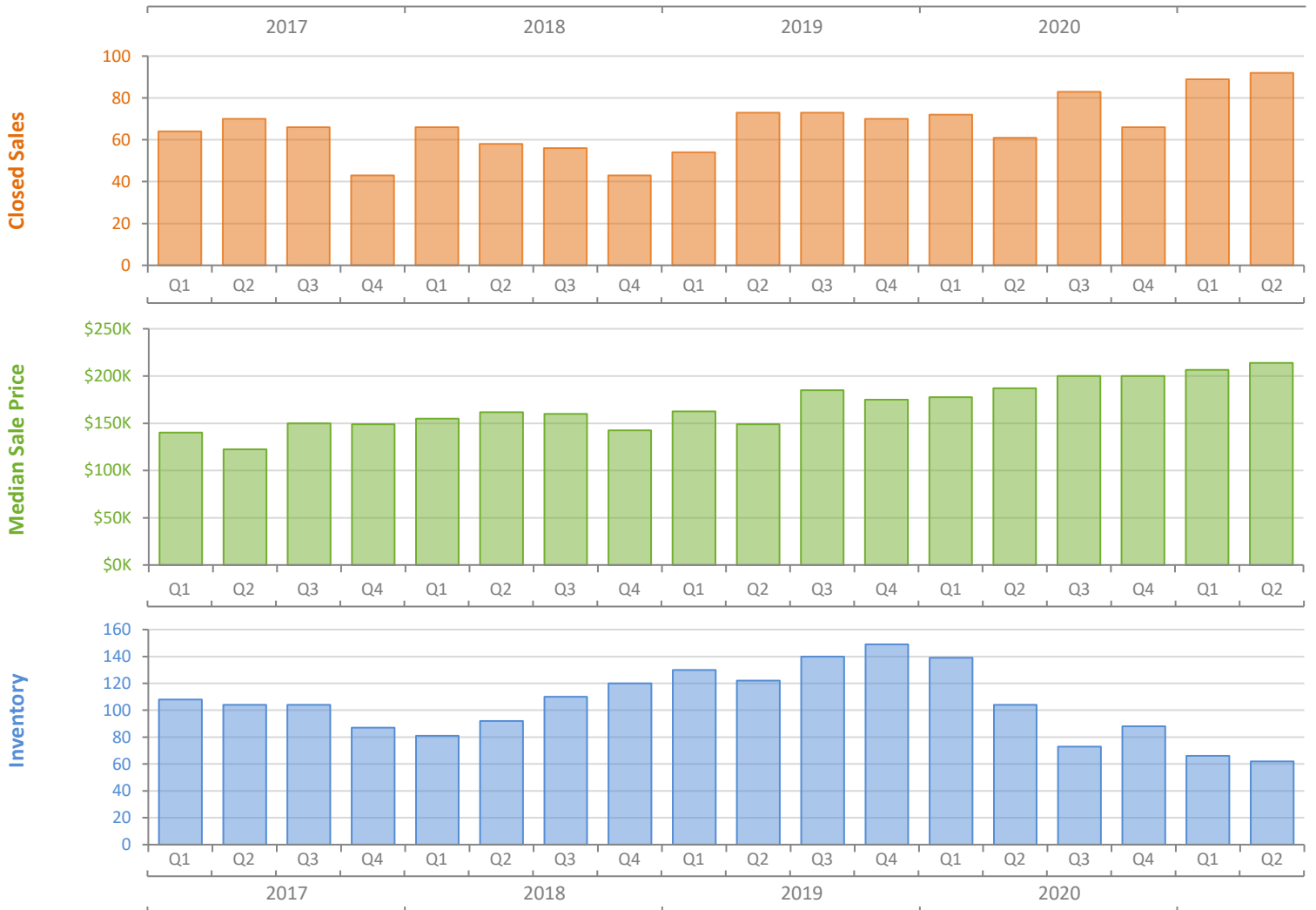
Quarterly Market Summary - Q2 2021

Single-Family Homes

Okeechobee County



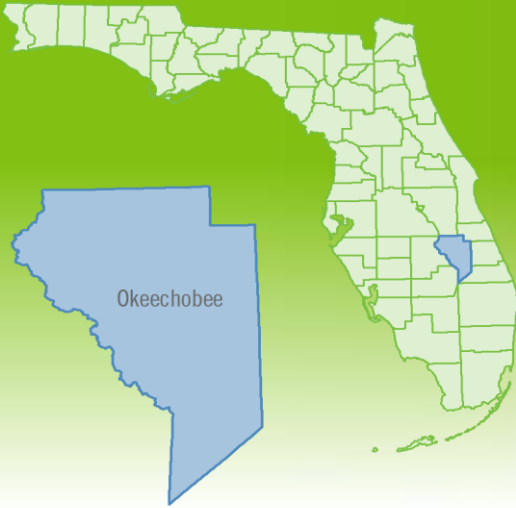
	Q2 2021	Q2 2020	Percent Change Year-over-Year
Closed Sales	92	61	50.8%
Paid in Cash	35	16	118.8%
Median Sale Price	\$214,000	\$187,000	14.4%
Average Sale Price	\$464,959	\$206,446	125.2%
Dollar Volume	\$42.8 Million	\$12.6 Million	239.7%
Med. Pct. of Orig. List Price Received	97.3%	93.5%	4.1%
Median Time to Contract	46 Days	80 Days	-42.5%
Median Time to Sale	84 Days	116 Days	-27.6%
New Pending Sales	109	82	32.9%
New Listings	110	69	59.4%
Pending Inventory	68	52	30.8%
Inventory (Active Listings)	62	104	-40.4%
Months Supply of Inventory	2.3	4.5	-48.9%



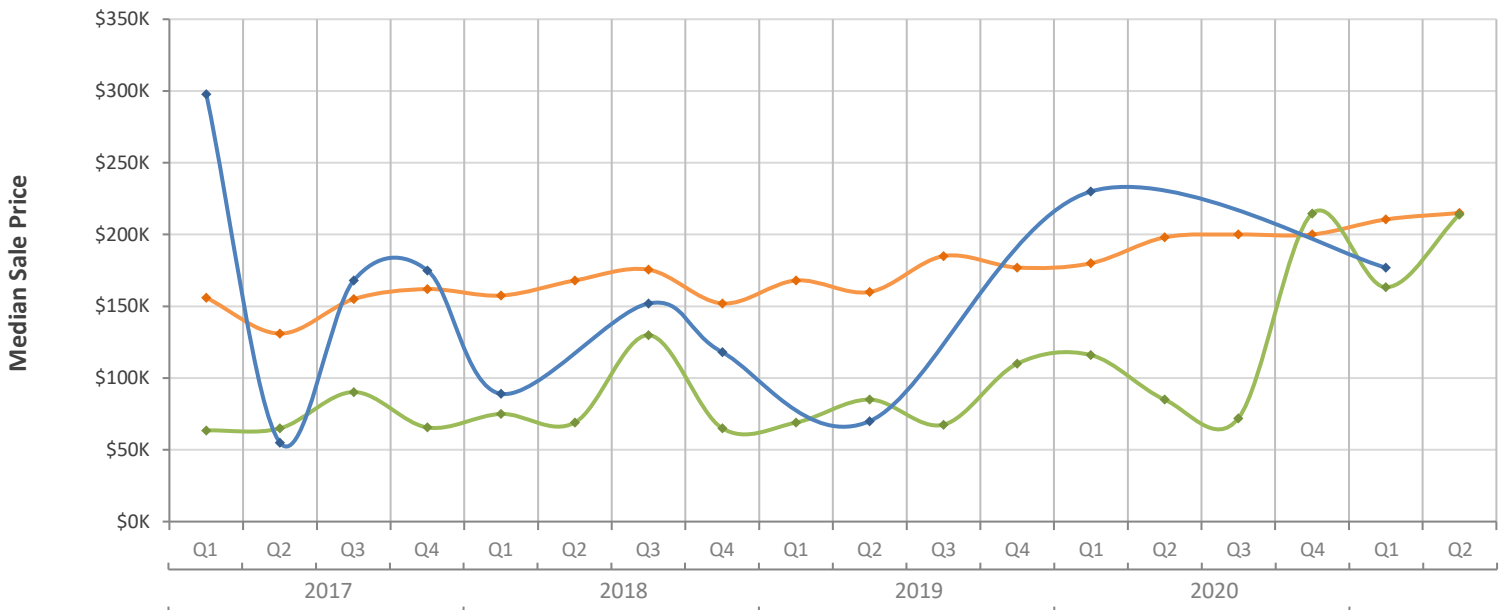
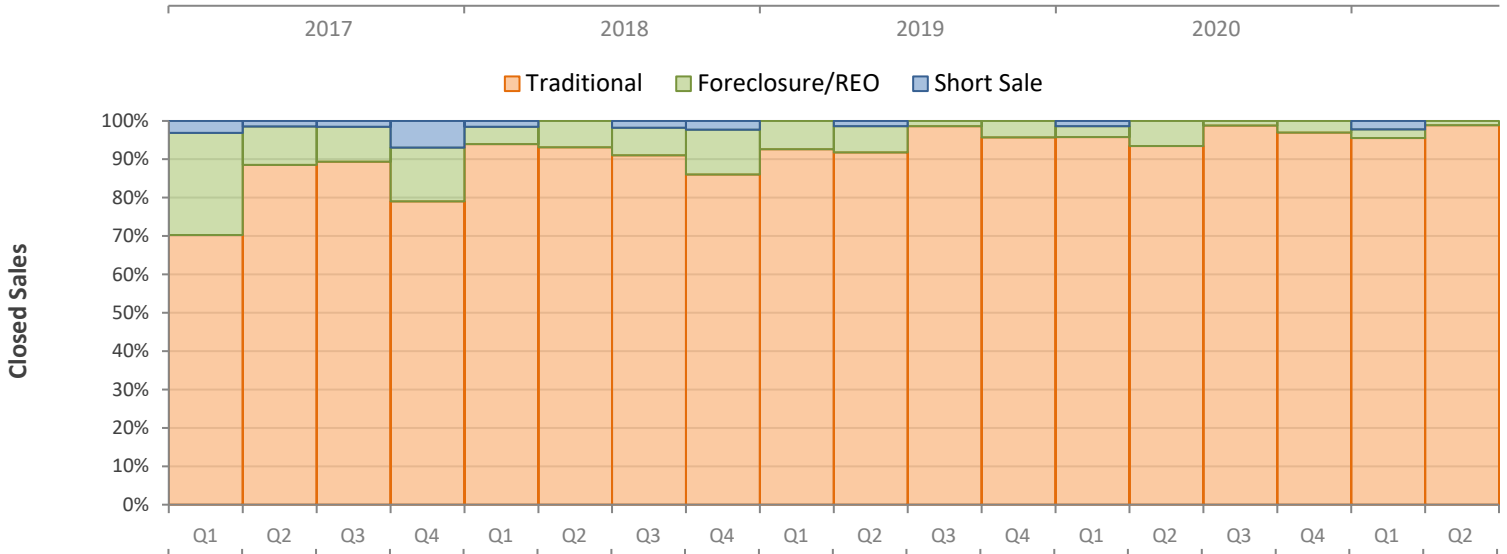
Quarterly Distressed Market - Q2 2021

Single-Family Homes

Okeechobee County



		Q2 2021	Q2 2020	Percent Change Year-over-Year
Traditional	Closed Sales	91	57	59.6%
	Median Sale Price	\$215,000	\$198,000	8.6%
Foreclosure/REO	Closed Sales	1	4	-75.0%
	Median Sale Price	\$214,000	\$85,000	151.8%
Short Sale	Closed Sales	0	0	N/A
	Median Sale Price	(No Sales)	(No Sales)	N/A



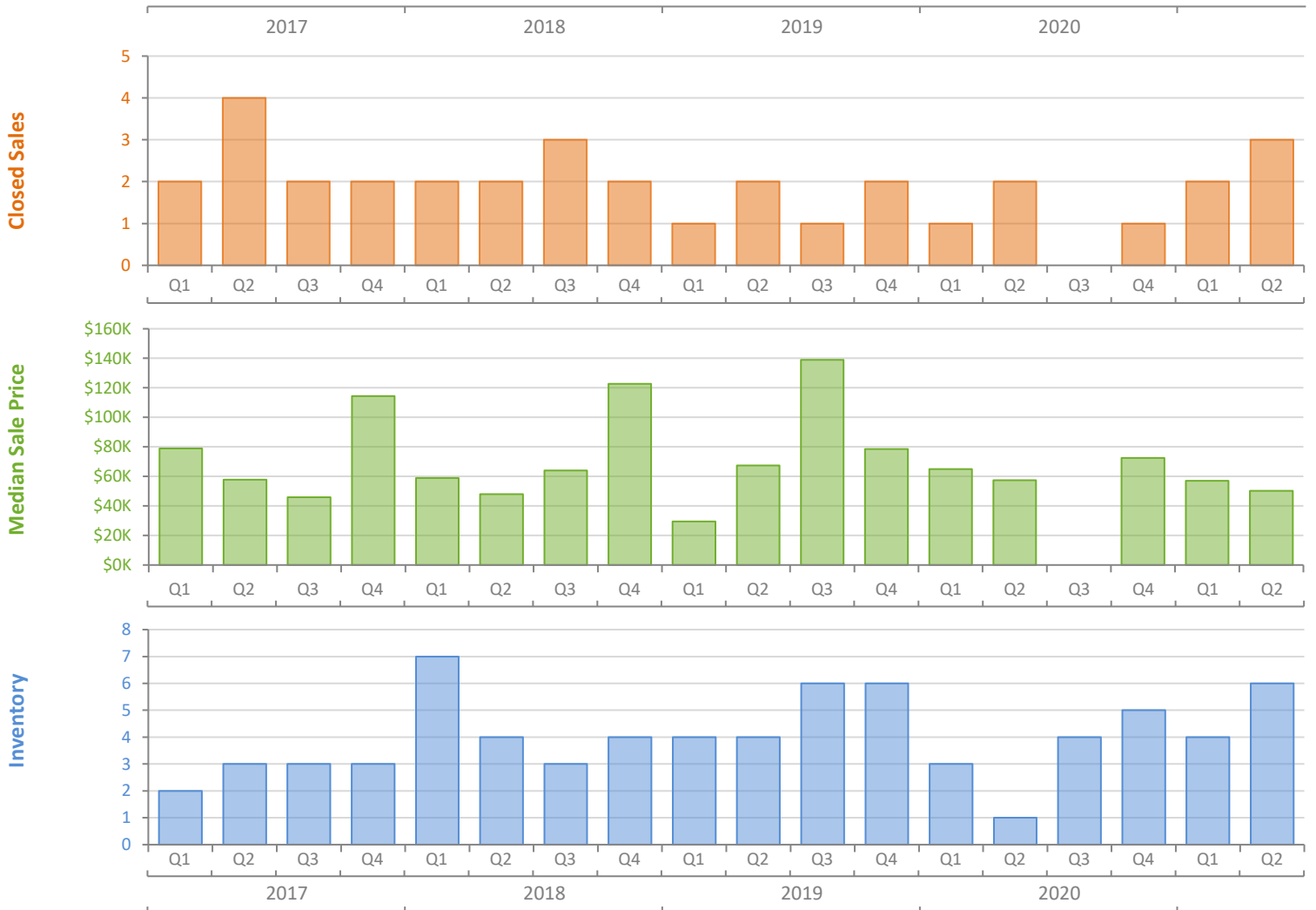
Quarterly Market Summary - Q2 2021

Townhouses and Condos

Okeechobee County



	Q2 2021	Q2 2020	Percent Change Year-over-Year
Closed Sales	3	2	50.0%
Paid in Cash	2	1	100.0%
Median Sale Price	\$50,250	\$57,500	-12.6%
Average Sale Price	\$81,500	\$57,500	41.7%
Dollar Volume	\$244,500	\$115,000	112.6%
Med. Pct. of Orig. List Price Received	82.7%	91.0%	-9.1%
Median Time to Contract	385 Days	120 Days	220.8%
Median Time to Sale	407 Days	153 Days	166.0%
New Pending Sales	3	2	50.0%
New Listings	4	1	300.0%
Pending Inventory	1	0	N/A
Inventory (Active Listings)	6	1	500.0%
Months Supply of Inventory	14.4	2.0	620.0%



Quarterly Distressed Market - Q2 2021

Townhouses and Condos

Okeechobee County



		Q2 2021	Q2 2020	Percent Change Year-over-Year
Traditional	Closed Sales	3	2	50.0%
	Median Sale Price	\$50,250	\$57,500	-12.6%
Foreclosure/REO	Closed Sales	0	0	N/A
	Median Sale Price	(No Sales)	(No Sales)	N/A
Short Sale	Closed Sales	0	0	N/A
	Median Sale Price	(No Sales)	(No Sales)	N/A

