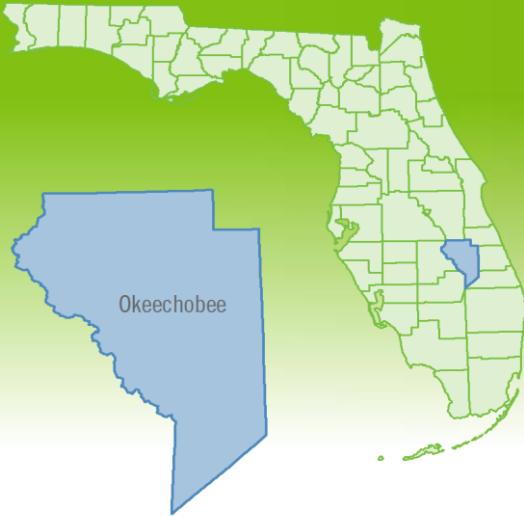


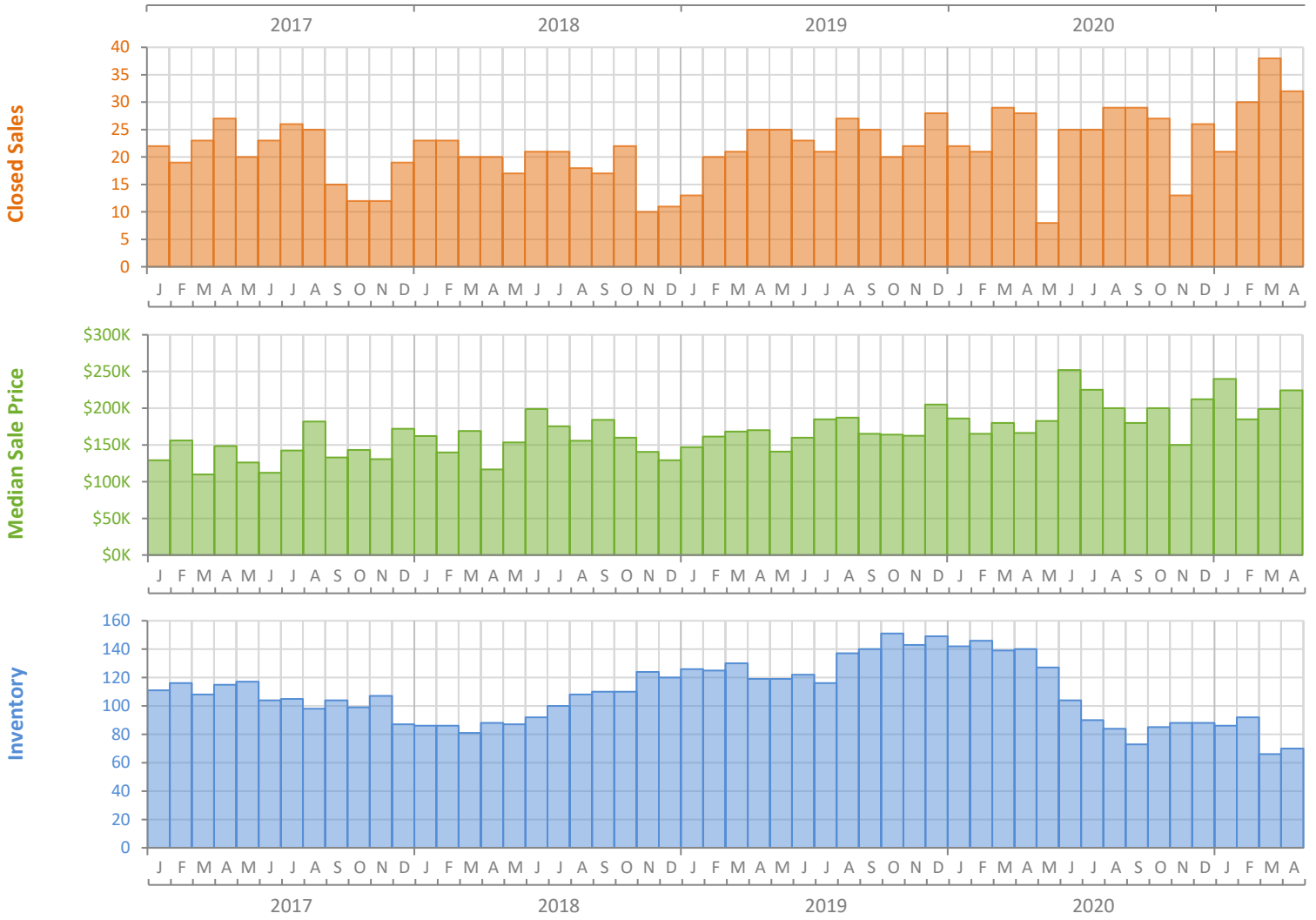
# Monthly Market Summary - April 2021

## Single-Family Homes

### Okeechobee County



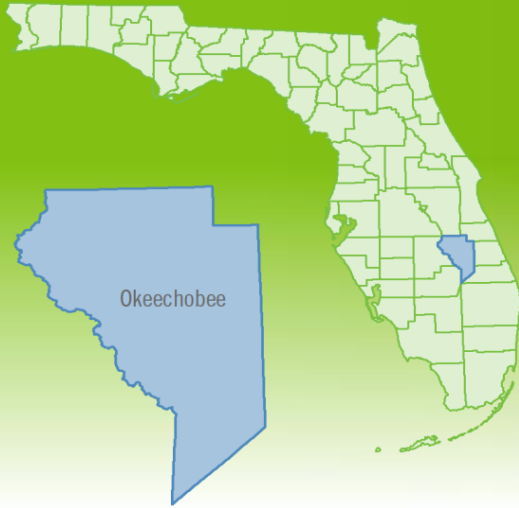
	April 2021	April 2020	Percent Change Year-over-Year
Closed Sales	32	28	14.3%
Paid in Cash	12	5	140.0%
Median Sale Price	\$224,500	\$166,250	35.0%
Average Sale Price	\$267,648	\$184,993	44.7%
Dollar Volume	\$8.6 Million	\$5.2 Million	65.3%
Med. Pct. of Orig. List Price Received	97.1%	94.2%	3.1%
Median Time to Contract	59 Days	67 Days	-11.9%
Median Time to Sale	116 Days	106 Days	9.4%
New Pending Sales	35	18	94.4%
New Listings	37	21	76.2%
Pending Inventory	63	29	117.2%
Inventory (Active Listings)	70	140	-50.0%
Months Supply of Inventory	2.8	5.8	-51.7%



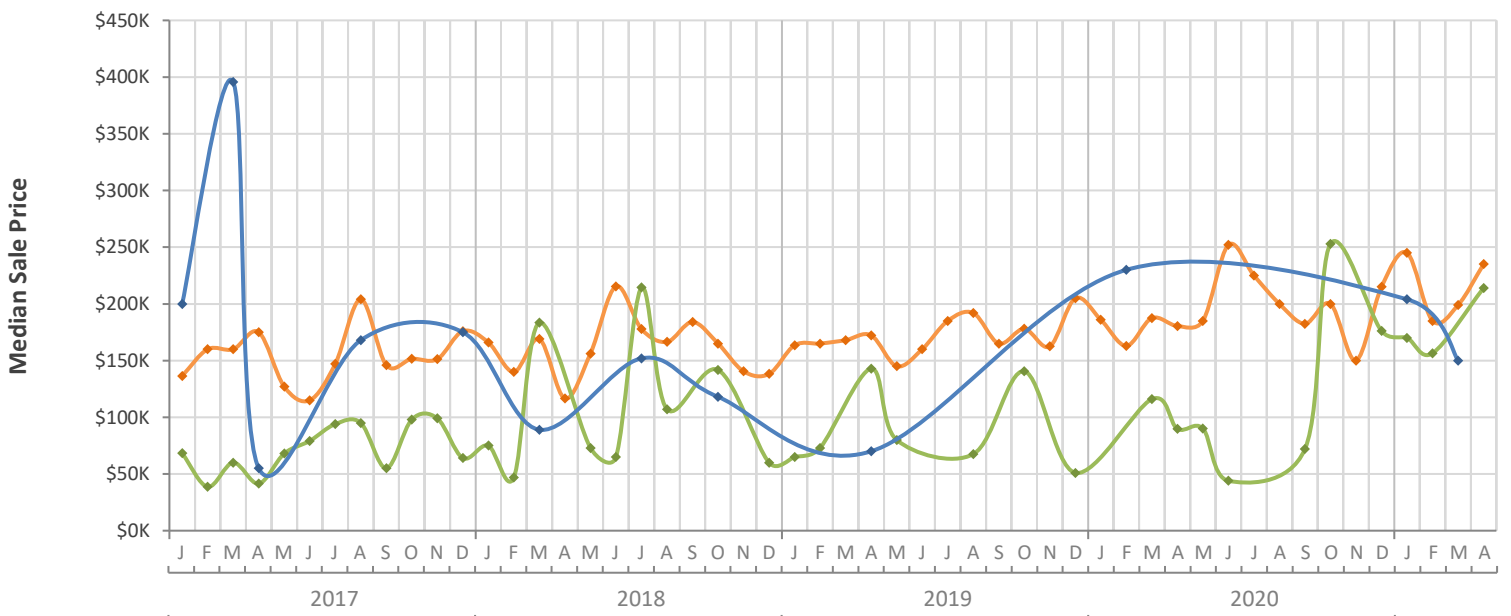
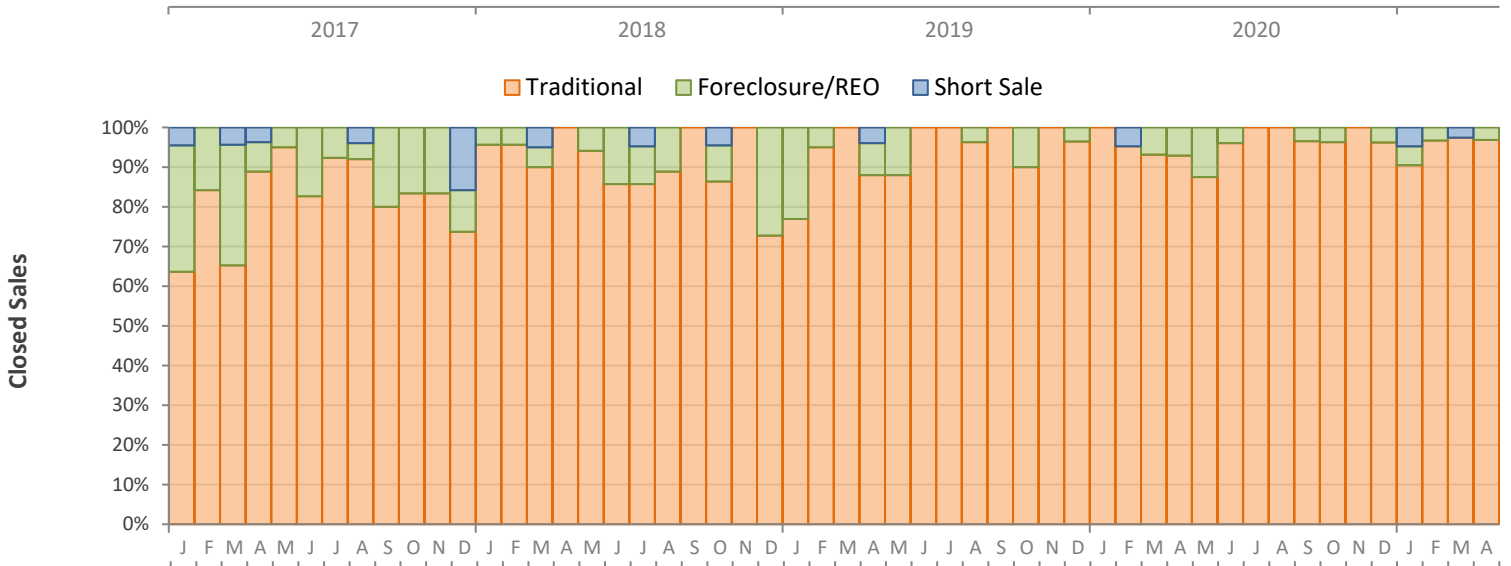
# Monthly Distressed Market - April 2021

## Single-Family Homes

### Okeechobee County



		April 2021	April 2020	Percent Change Year-over-Year
Traditional	Closed Sales	31	26	19.2%
	Median Sale Price	\$235,000	\$180,500	30.2%
Foreclosure/REO	Closed Sales	1	2	-50.0%
	Median Sale Price	\$214,000	\$89,750	138.4%
Short Sale	Closed Sales	0	0	N/A
	Median Sale Price	(No Sales)	(No Sales)	N/A



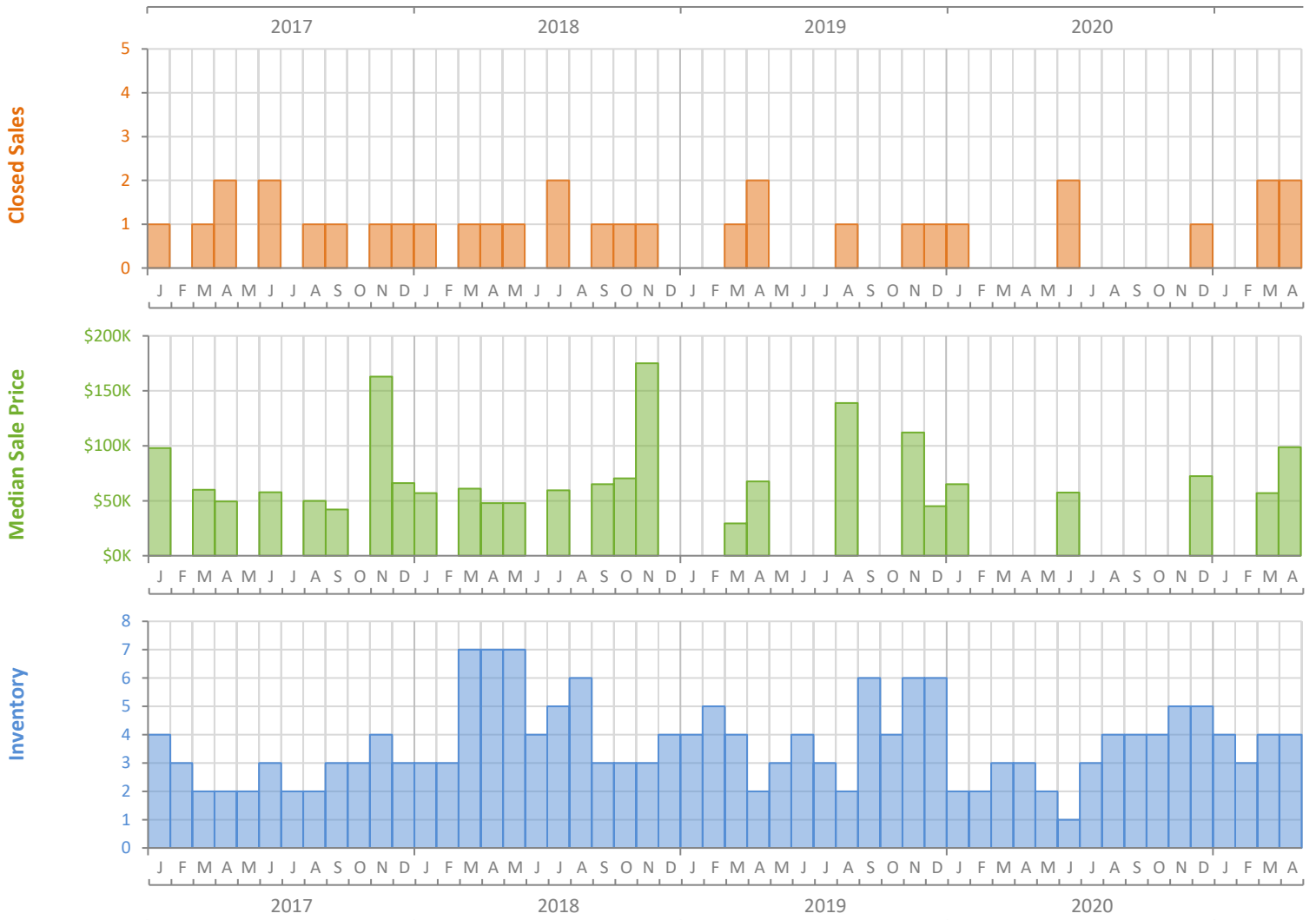
# Monthly Market Summary - April 2021

## Townhouses and Condos

### Okeechobee County



	April 2021	April 2020	Percent Change Year-over-Year
Closed Sales	2	0	N/A
Paid in Cash	1	0	N/A
Median Sale Price	\$98,750	(No Sales)	N/A
Average Sale Price	\$98,750	(No Sales)	N/A
Dollar Volume	\$197,500	\$0	N/A
Med. Pct. of Orig. List Price Received	92.5%	(No Sales)	N/A
Median Time to Contract	191 Days	(No Sales)	N/A
Median Time to Sale	217 Days	(No Sales)	N/A
New Pending Sales	2	0	N/A
New Listings	1	0	N/A
Pending Inventory	0	1	-100.0%
Inventory (Active Listings)	4	3	33.3%
Months Supply of Inventory	6.9	9.0	-23.3%



# Monthly Distressed Market - April 2021

## Townhouses and Condos

### Okeechobee County



		April 2021	April 2020	Percent Change Year-over-Year
Traditional	Closed Sales	2	0	N/A
	Median Sale Price	\$98,750	(No Sales)	N/A
Foreclosure/REO	Closed Sales	0	0	N/A
	Median Sale Price	(No Sales)	(No Sales)	N/A
Short Sale	Closed Sales	0	0	N/A
	Median Sale Price	(No Sales)	(No Sales)	N/A

