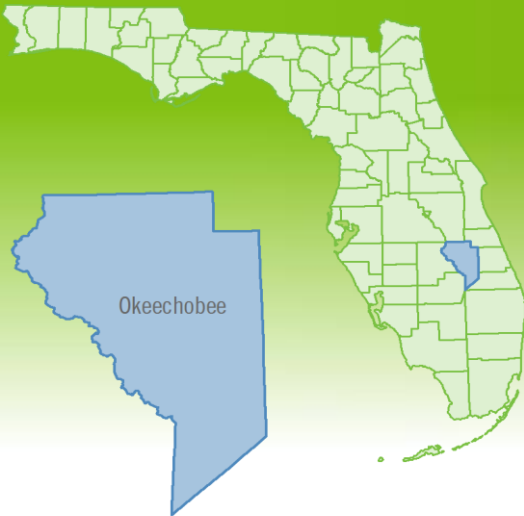


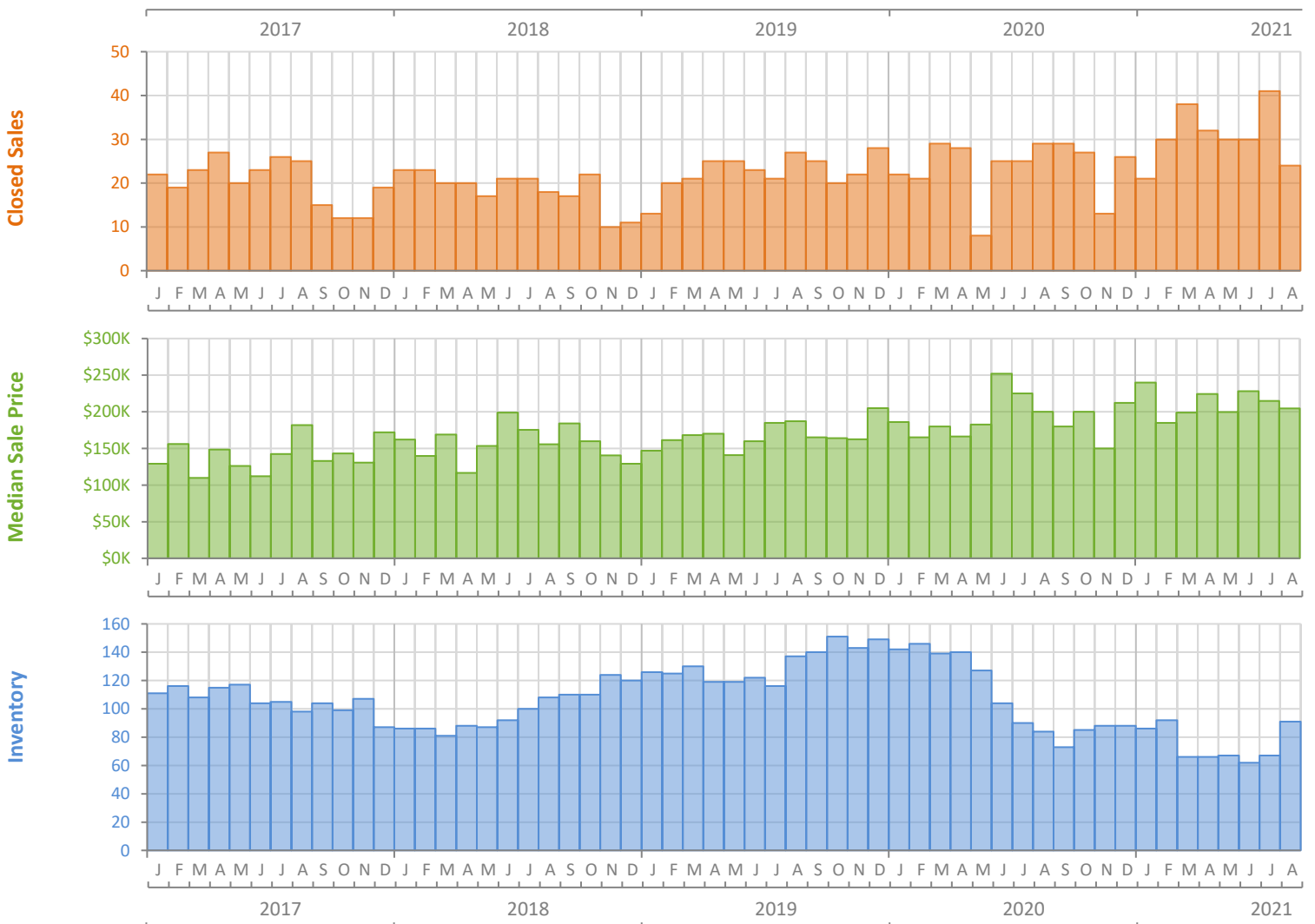
Monthly Market Summary - August 2021

Single-Family Homes

Okeechobee County



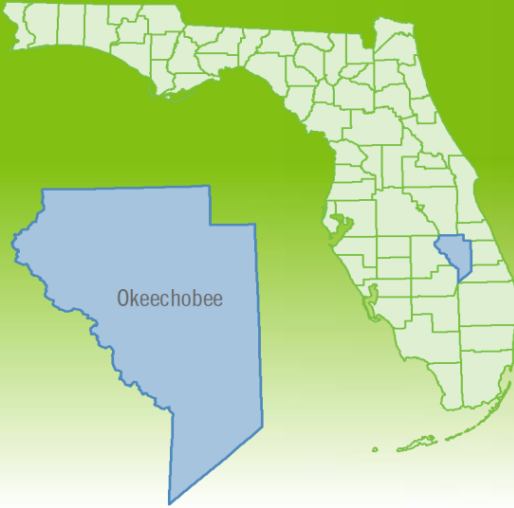
	August 2021	August 2020	Percent Change Year-over-Year
Closed Sales	24	29	-17.2%
Paid in Cash	6	11	-45.5%
Median Sale Price	\$204,500	\$200,000	2.3%
Average Sale Price	\$241,229	\$280,969	-14.1%
Dollar Volume	\$5.8 Million	\$8.1 Million	-28.9%
Med. Pct. of Orig. List Price Received	98.5%	98.0%	0.5%
Median Time to Contract	10 Days	30 Days	-66.7%
Median Time to Sale	70 Days	82 Days	-14.6%
New Pending Sales	20	30	-33.3%
New Listings	48	34	41.2%
Pending Inventory	40	49	-18.4%
Inventory (Active Listings)	91	84	8.3%
Months Supply of Inventory	3.2	3.6	-11.1%



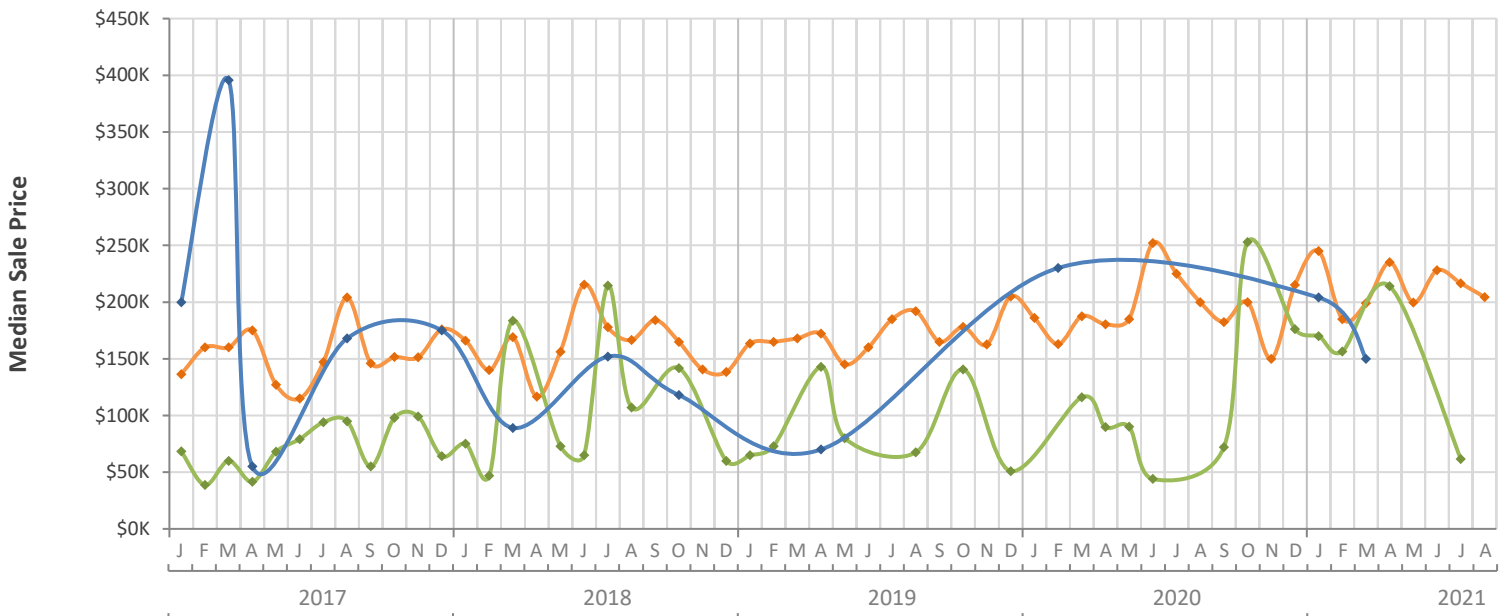
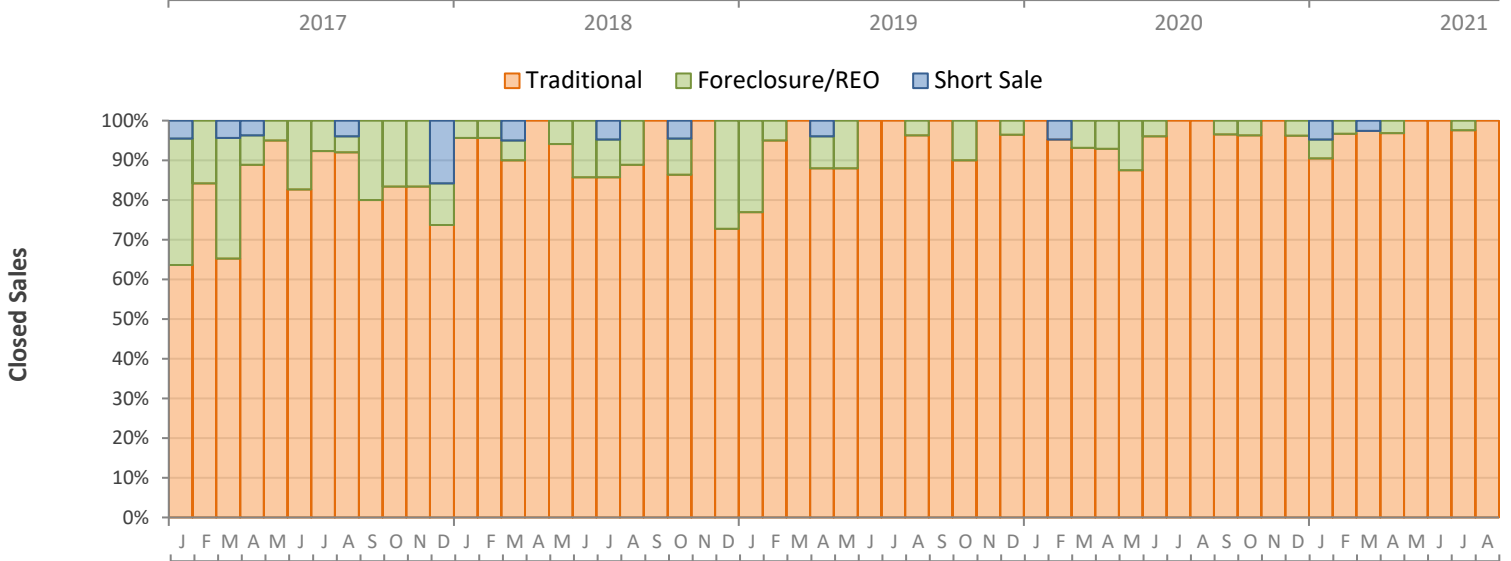
Monthly Distressed Market - August 2021

Single-Family Homes

Okeechobee County



		August 2021	August 2020	Percent Change Year-over-Year
Traditional	Closed Sales	24	29	-17.2%
	Median Sale Price	\$204,500	\$200,000	2.3%
Foreclosure/REO	Closed Sales	0	0	N/A
	Median Sale Price	(No Sales)	(No Sales)	N/A
Short Sale	Closed Sales	0	0	N/A
	Median Sale Price	(No Sales)	(No Sales)	N/A



Produced by Florida REALTORS® with data provided by Florida's multiple listing services. Statistics for each month compiled from MLS feeds on the 15th day of the following month. Data released on Wednesday, September 22, 2021. Next data release is Thursday, October 21, 2021.

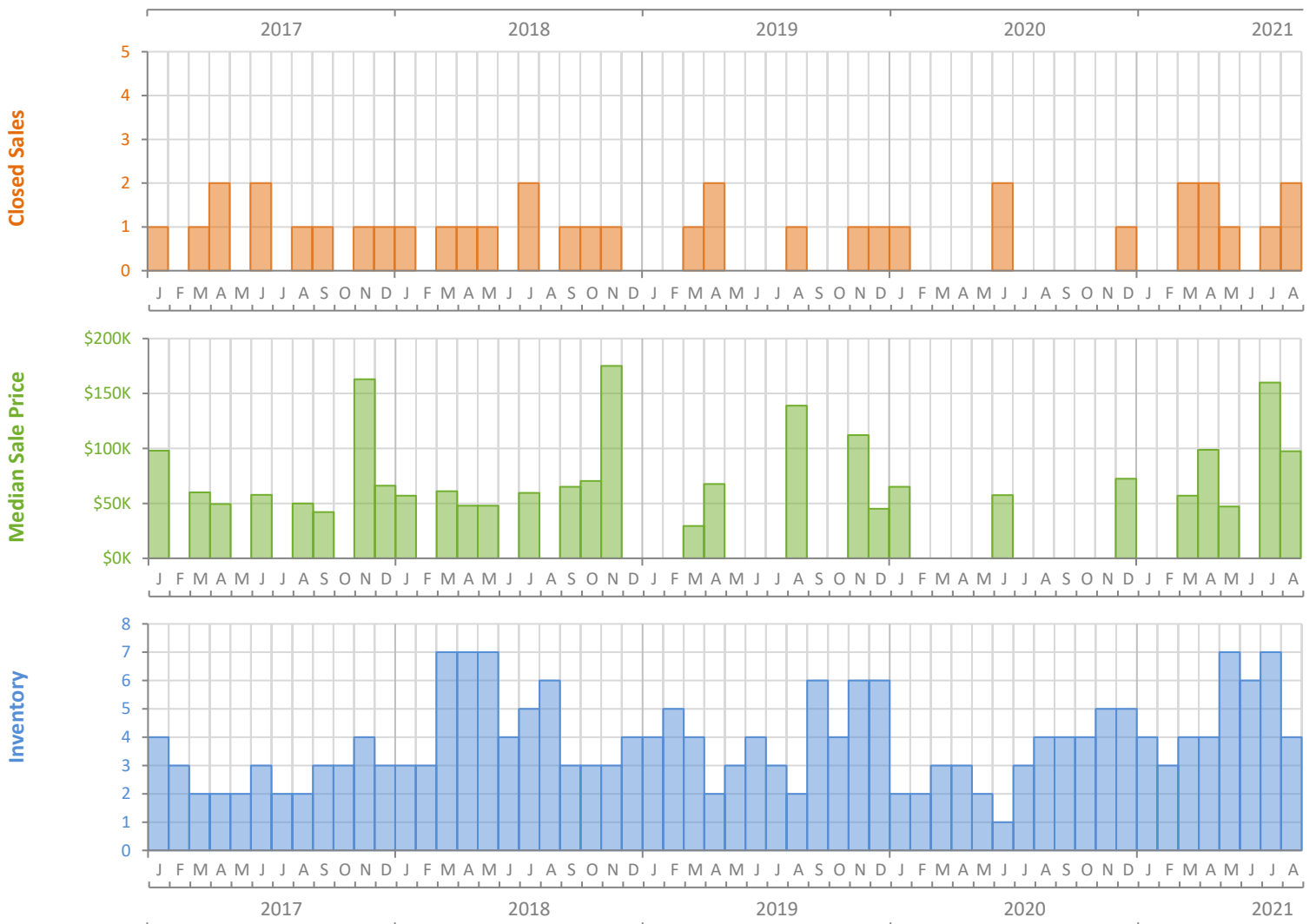
Monthly Market Summary - August 2021

Townhouses and Condos

Okeechobee County



	August 2021	August 2020	Percent Change Year-over-Year
Closed Sales	2	0	N/A
Paid in Cash	1	0	N/A
Median Sale Price	\$97,500	(No Sales)	N/A
Average Sale Price	\$97,500	(No Sales)	N/A
Dollar Volume	\$195,000	\$0	N/A
Med. Pct. of Orig. List Price Received	81.3%	(No Sales)	N/A
Median Time to Contract	41 Days	(No Sales)	N/A
Median Time to Sale	74 Days	(No Sales)	N/A
New Pending Sales	2	0	N/A
New Listings	1	1	0.0%
Pending Inventory	3	0	N/A
Inventory (Active Listings)	4	4	0.0%
Months Supply of Inventory	5.3	9.6	-44.8%



Monthly Distressed Market - August 2021

Townhouses and Condos

Okeechobee County



		August 2021	August 2020	Percent Change Year-over-Year
Traditional	Closed Sales	2	0	N/A
	Median Sale Price	\$97,500	(No Sales)	N/A
Foreclosure/REO	Closed Sales	0	0	N/A
	Median Sale Price	(No Sales)	(No Sales)	N/A
Short Sale	Closed Sales	0	0	N/A
	Median Sale Price	(No Sales)	(No Sales)	N/A

