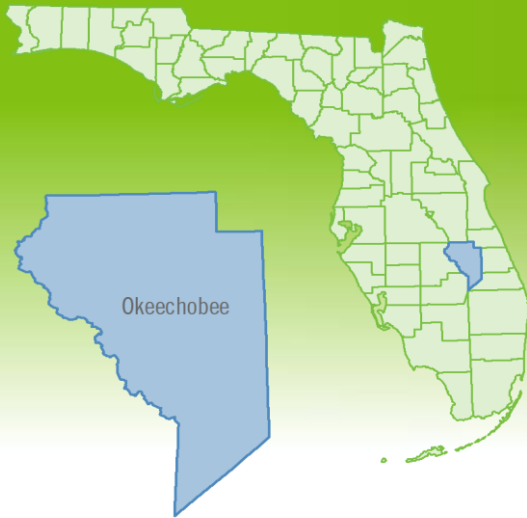


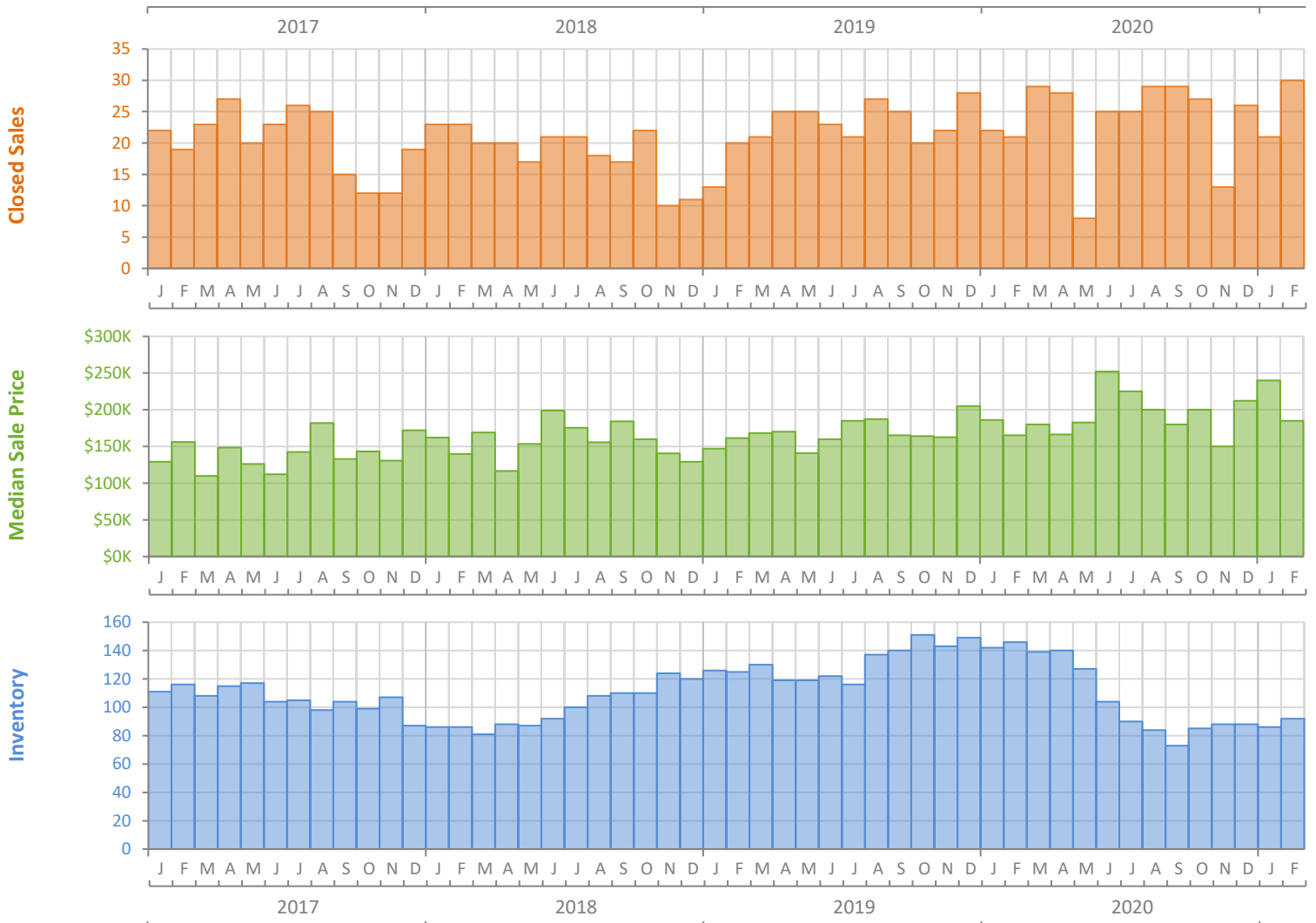
Monthly Market Summary - February 2021

Single Family Homes

Okeechobee County



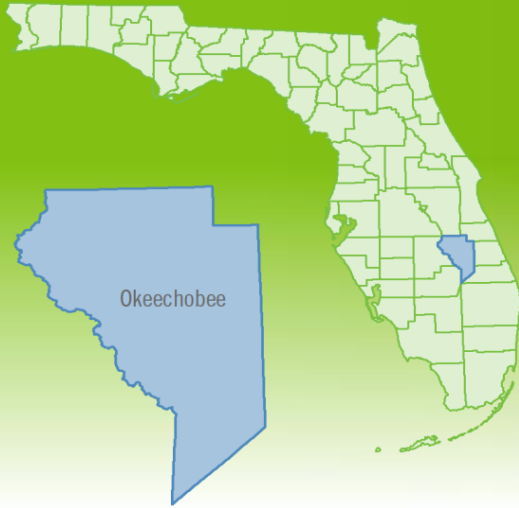
	February 2021	February 2020	Percent Change Year-over-Year
Closed Sales	30	21	42.9%
Paid in Cash	7	4	75.0%
Median Sale Price	\$185,000	\$165,000	12.1%
Average Sale Price	\$223,657	\$176,595	26.6%
Dollar Volume	\$6.7 Million	\$3.7 Million	80.9%
Med. Pct. of Orig. List Price Received	94.7%	95.3%	-0.6%
Median Time to Contract	49 Days	32 Days	53.1%
Median Time to Sale	106 Days	87 Days	21.8%
New Pending Sales	34	24	41.7%
New Listings	37	39	-5.1%
Pending Inventory	61	48	27.1%
Inventory (Active Listings)	92	146	-37.0%
Months Supply of Inventory	3.8	6.3	-39.7%



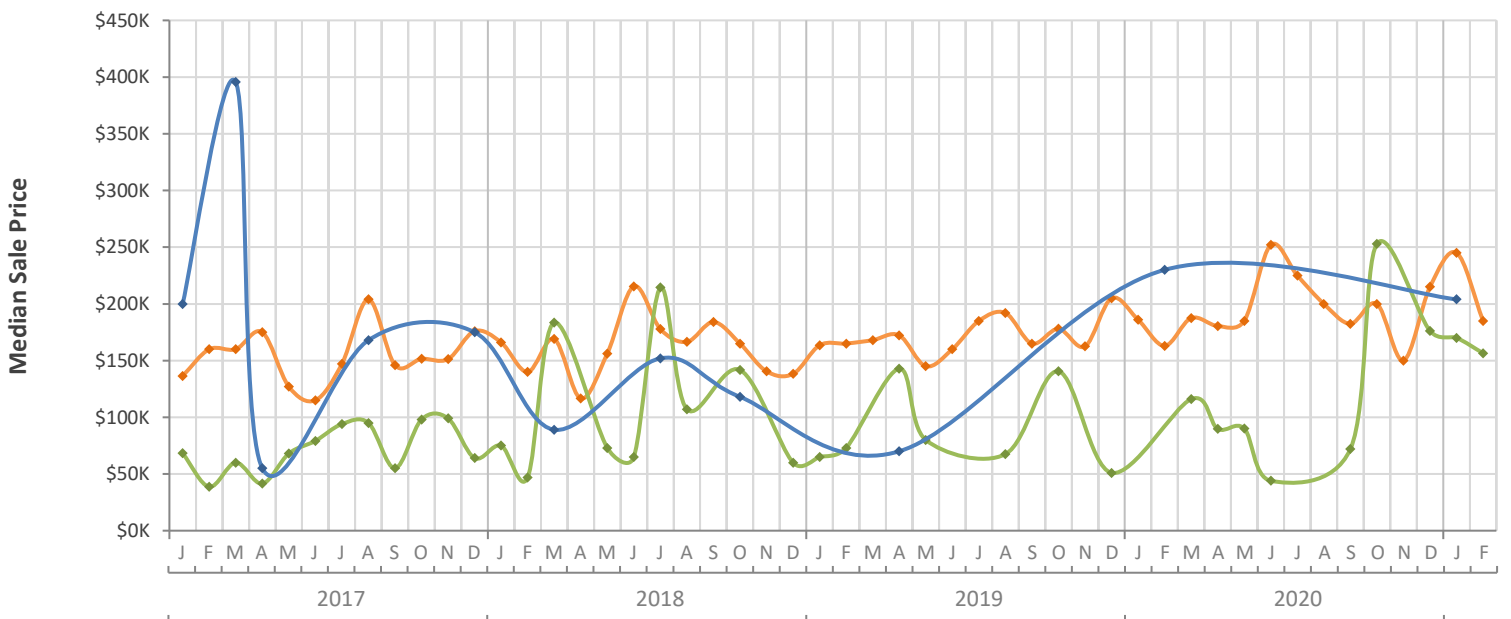
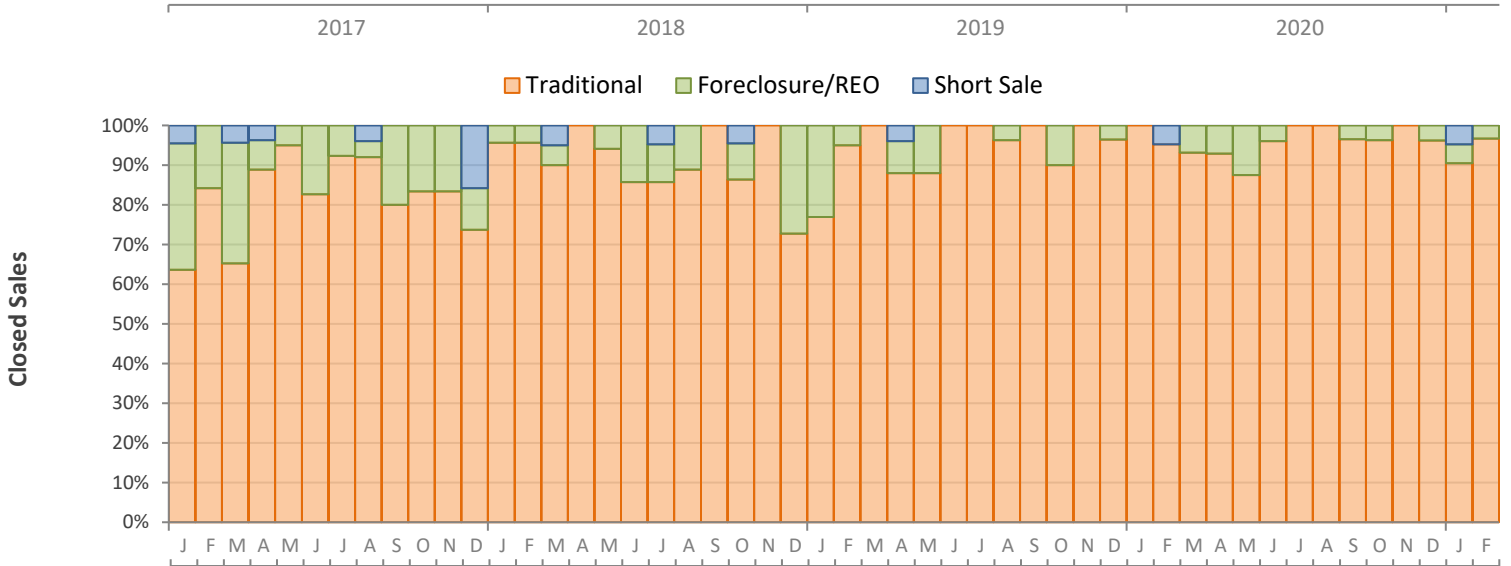
Monthly Distressed Market - February 2021

Single Family Homes

Okeechobee County



		February 2021	February 2020	Percent Change Year-over-Year
Traditional	Closed Sales	29	20	45.0%
	Median Sale Price	\$185,000	\$163,000	13.5%
Foreclosure/REO	Closed Sales	1	0	N/A
	Median Sale Price	\$156,500	(No Sales)	N/A
Short Sale	Closed Sales	0	1	-100.0%
	Median Sale Price	(No Sales)	\$230,000	N/A



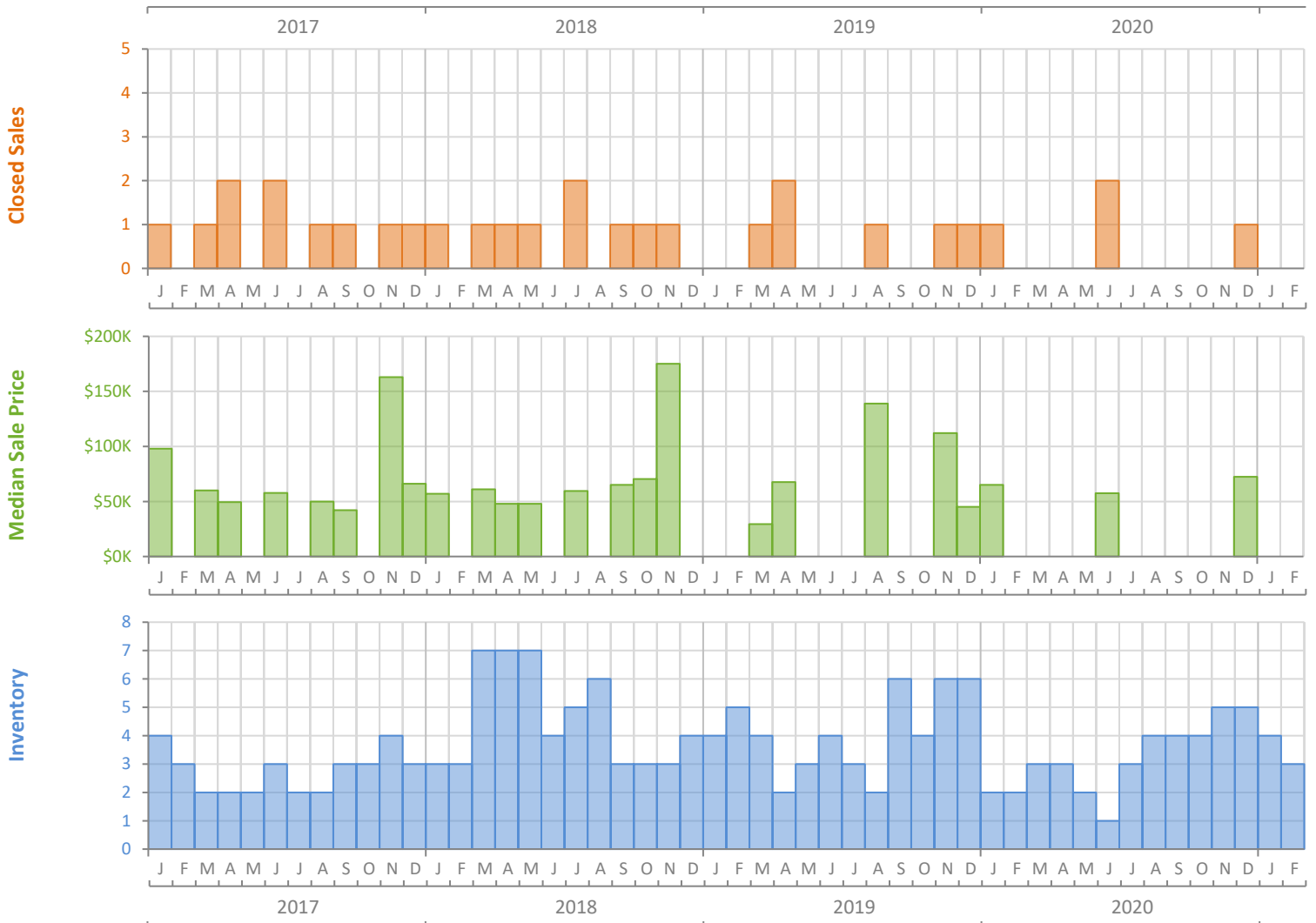
Monthly Market Summary - February 2021

Townhouses and Condos

Okeechobee County



	February 2021	February 2020	Percent Change Year-over-Year
Closed Sales	0	0	N/A
Paid in Cash	0	0	N/A
Median Sale Price	(No Sales)	(No Sales)	N/A
Average Sale Price	(No Sales)	(No Sales)	N/A
Dollar Volume	\$0	\$0	N/A
Med. Pct. of Orig. List Price Received	(No Sales)	(No Sales)	N/A
Median Time to Contract	(No Sales)	(No Sales)	N/A
Median Time to Sale	(No Sales)	(No Sales)	N/A
New Pending Sales	2	0	N/A
New Listings	1	0	N/A
Pending Inventory	3	1	200.0%
Inventory (Active Listings)	3	2	50.0%
Months Supply of Inventory	12.0	3.4	252.9%



Monthly Distressed Market - February 2021

Townhouses and Condos

Okeechobee County



		February 2021	February 2020	Percent Change Year-over-Year
Traditional	Closed Sales	0	0	N/A
	Median Sale Price	(No Sales)	(No Sales)	N/A
Foreclosure/REO	Closed Sales	0	0	N/A
	Median Sale Price	(No Sales)	(No Sales)	N/A
Short Sale	Closed Sales	0	0	N/A
	Median Sale Price	(No Sales)	(No Sales)	N/A

