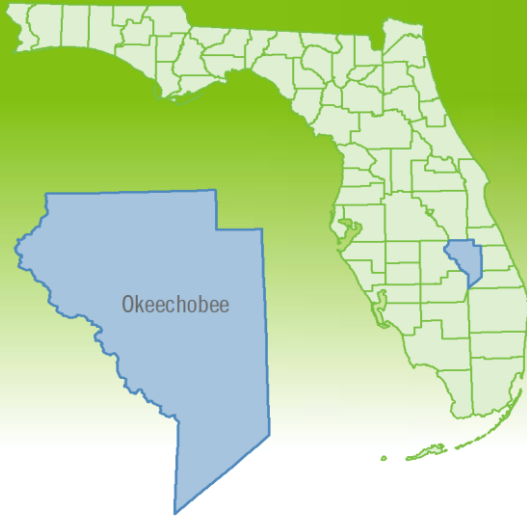


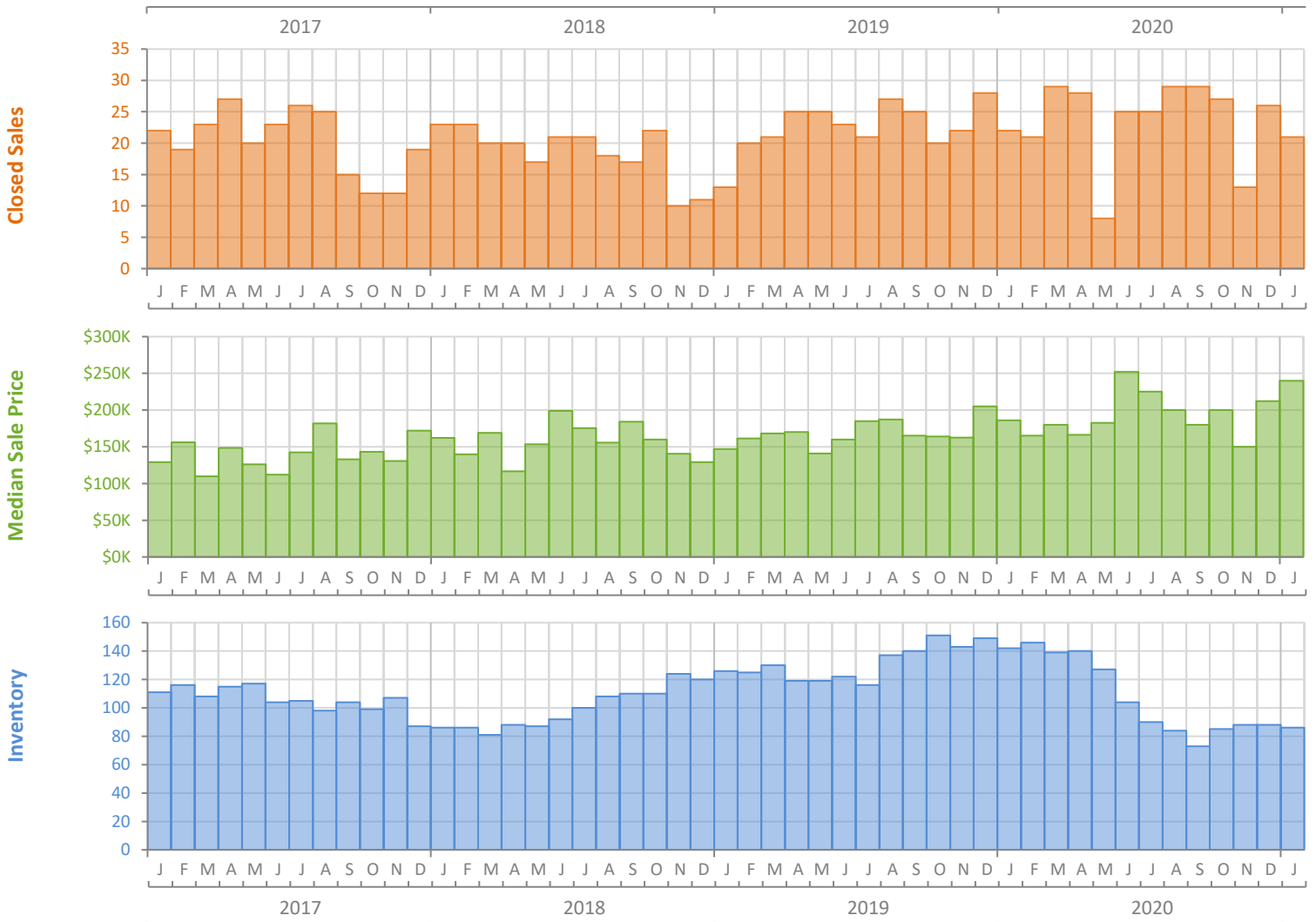
# Monthly Market Summary - January 2021

## Single Family Homes

### Okeechobee County



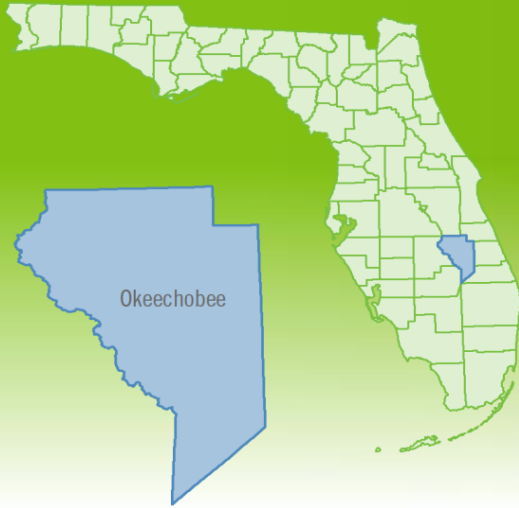
	January 2021	January 2020	Percent Change Year-over-Year
Closed Sales	21	22	-4.5%
Paid in Cash	10	7	42.9%
Median Sale Price	\$240,000	\$186,000	29.0%
Average Sale Price	\$276,448	\$195,609	41.3%
Dollar Volume	\$5.8 Million	\$4.3 Million	34.9%
Med. Pct. of Orig. List Price Received	96.8%	94.1%	2.9%
Median Time to Contract	41 Days	46 Days	-10.9%
Median Time to Sale	76 Days	86 Days	-11.6%
New Pending Sales	26	32	-18.8%
New Listings	29	31	-6.5%
Pending Inventory	65	47	38.3%
Inventory (Active Listings)	86	142	-39.4%
Months Supply of Inventory	3.7	6.1	-39.3%



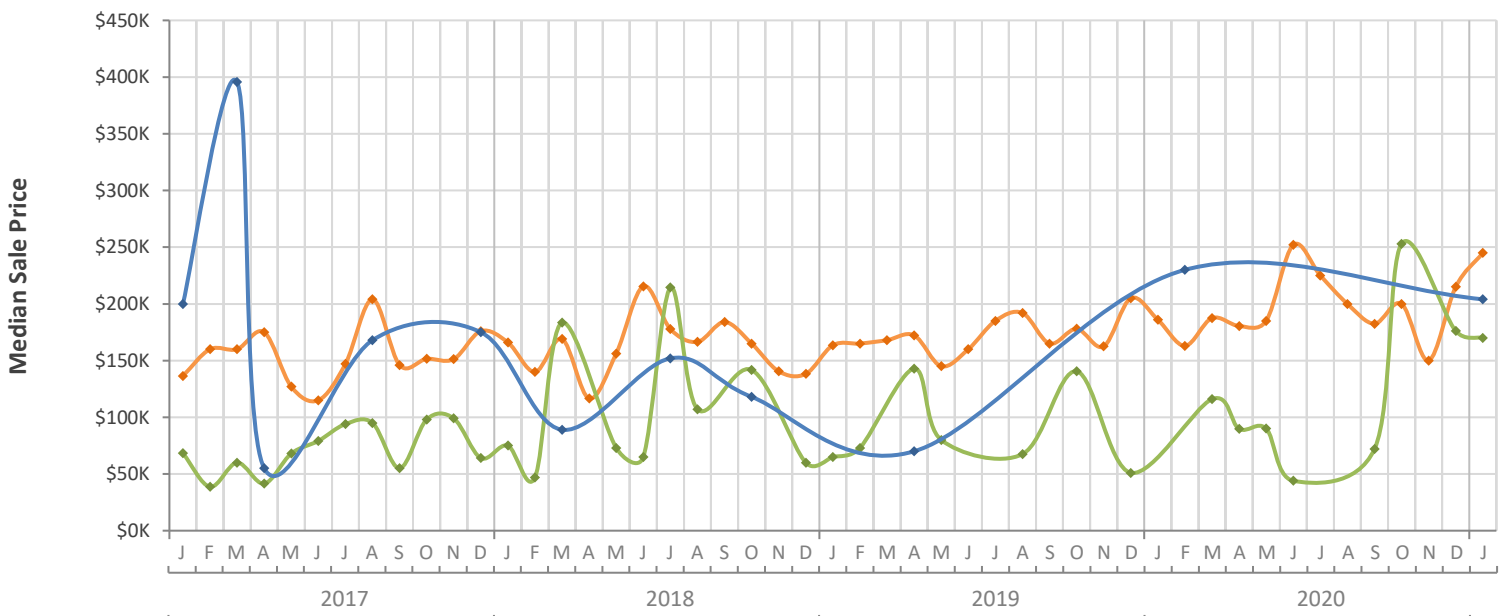
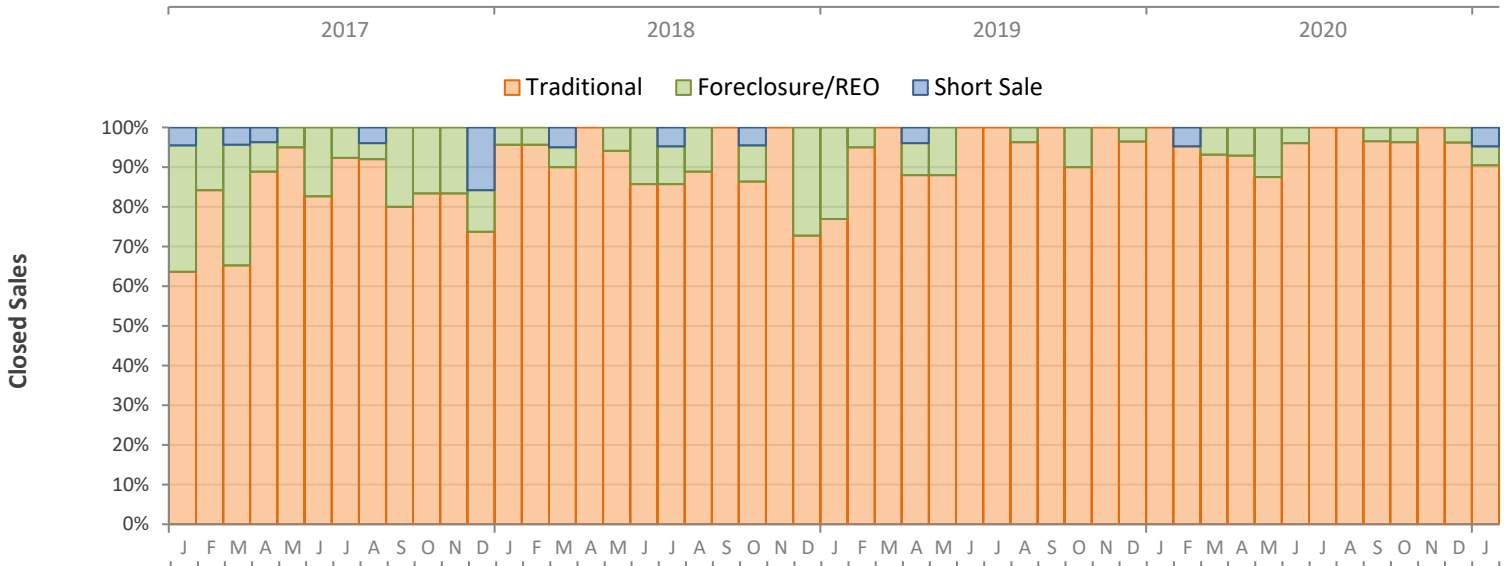
# Monthly Distressed Market - January 2021

## Single Family Homes

### Okeechobee County



		January 2021	January 2020	Percent Change Year-over-Year
Traditional	Closed Sales	19	22	-13.6%
	Median Sale Price	\$245,000	\$186,000	31.7%
Foreclosure/REO	Closed Sales	1	0	N/A
	Median Sale Price	\$170,000	(No Sales)	N/A
Short Sale	Closed Sales	1	0	N/A
	Median Sale Price	\$204,000	(No Sales)	N/A



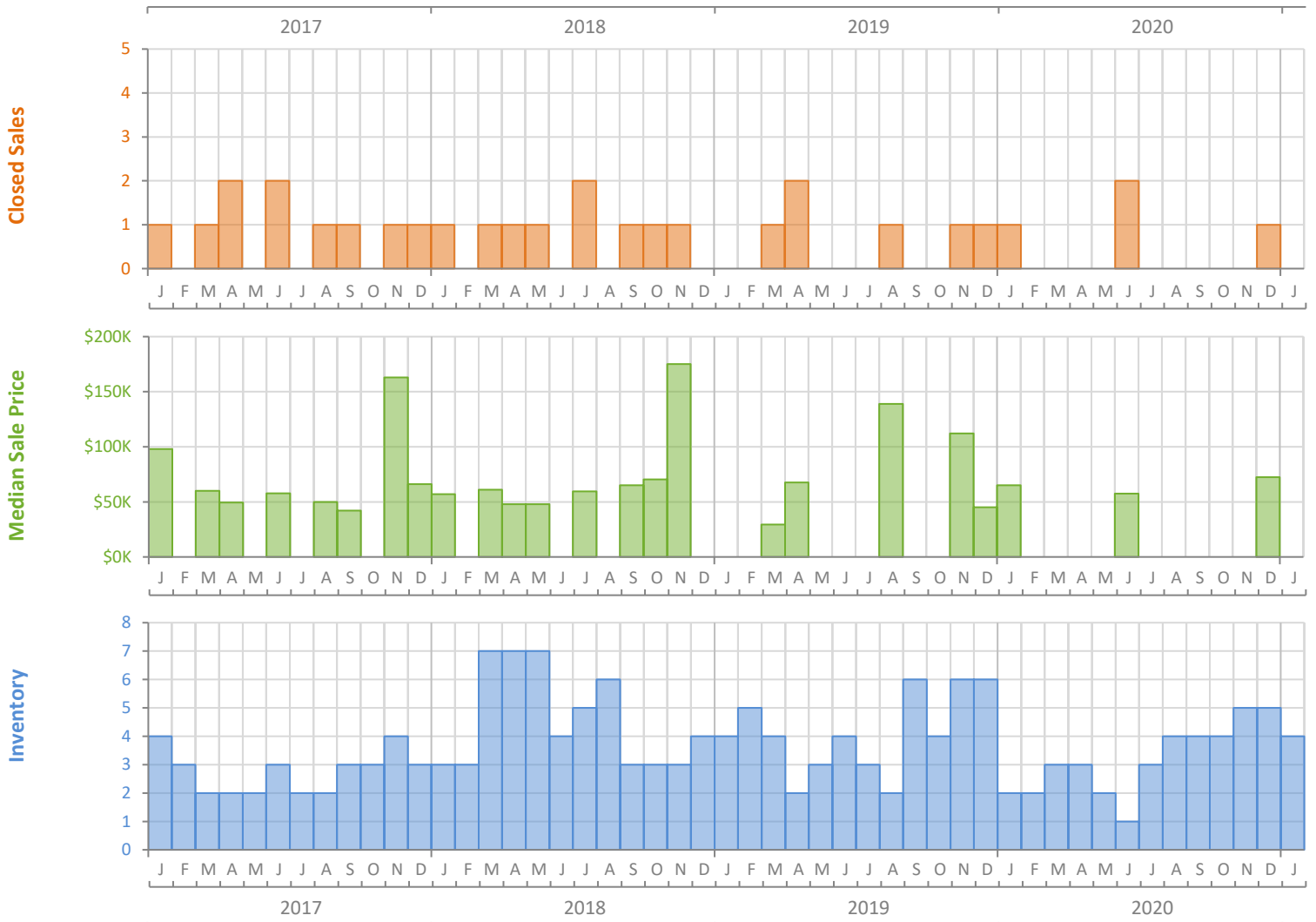
# Monthly Market Summary - January 2021

## Townhouses and Condos

### Okeechobee County



	January 2021	January 2020	Percent Change Year-over-Year
Closed Sales	0	1	-100.0%
Paid in Cash	0	1	-100.0%
Median Sale Price	(No Sales)	\$65,000	-100.0%
Average Sale Price	(No Sales)	\$65,000	-100.0%
Dollar Volume	\$0	\$65,000	-100.0%
Med. Pct. of Orig. List Price Received	(No Sales)	94.2%	-100.0%
Median Time to Contract	(No Sales)	96 Days	-100.0%
Median Time to Sale	(No Sales)	110 Days	-100.0%
New Pending Sales	1	1	0.0%
New Listings	0	0	N/A
Pending Inventory	1	1	0.0%
Inventory (Active Listings)	4	2	100.0%
Months Supply of Inventory	16.0	3.4	370.6%



# Monthly Distressed Market - January 2021

## Townhouses and Condos

### Okeechobee County



		January 2021	January 2020	Percent Change Year-over-Year
Traditional	Closed Sales	0	1	-100.0%
	Median Sale Price	(No Sales)	\$65,000	N/A
Foreclosure/REO	Closed Sales	0	0	N/A
	Median Sale Price	(No Sales)	(No Sales)	N/A
Short Sale	Closed Sales	0	0	N/A
	Median Sale Price	(No Sales)	(No Sales)	N/A

