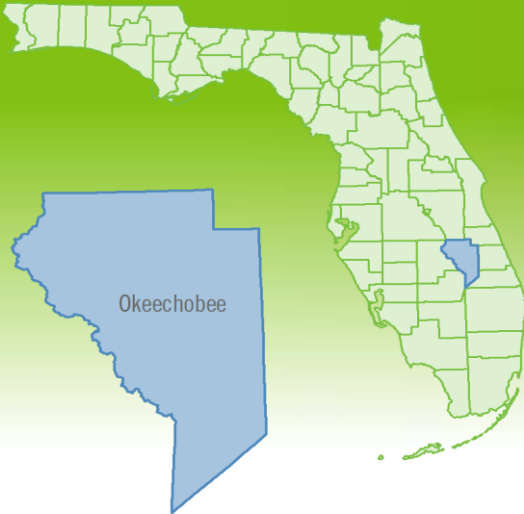


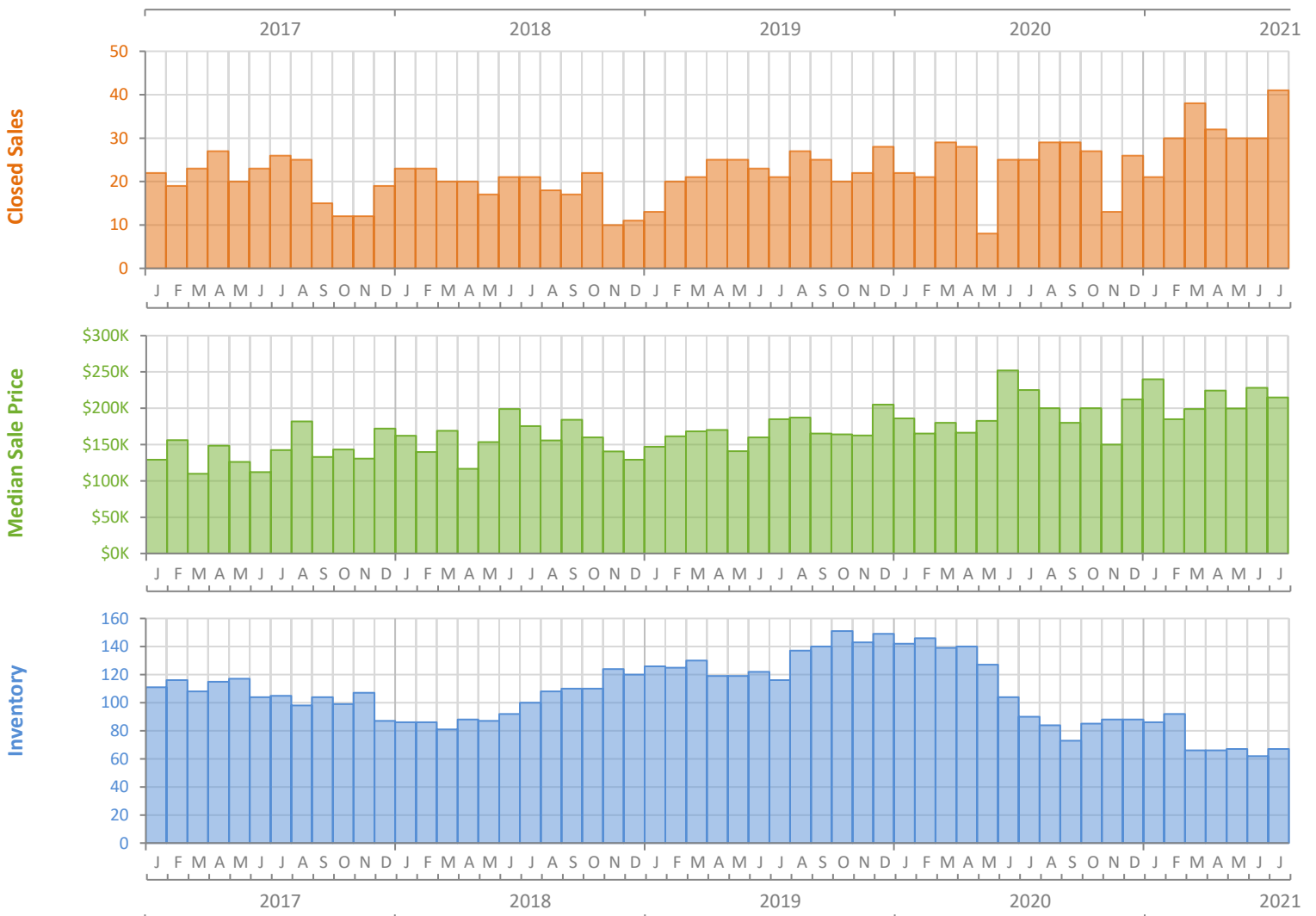
# Monthly Market Summary - July 2021

## Single-Family Homes

### Okeechobee County



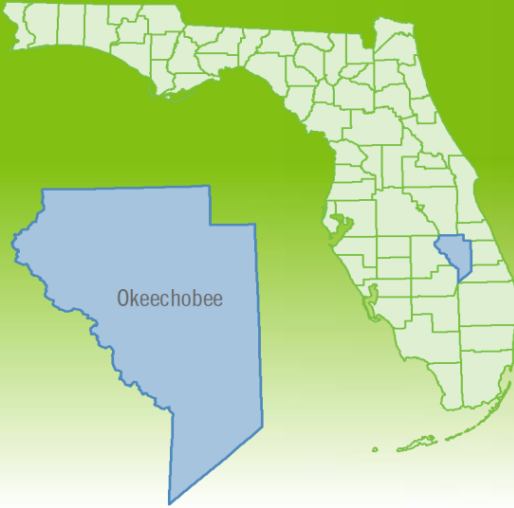
	July 2021	July 2020	Percent Change Year-over-Year
Closed Sales	41	25	64.0%
Paid in Cash	10	5	100.0%
Median Sale Price	\$215,000	\$225,000	-4.4%
Average Sale Price	\$277,537	\$235,760	17.7%
Dollar Volume	\$11.4 Million	\$5.9 Million	93.1%
Med. Pct. of Orig. List Price Received	97.5%	95.3%	2.3%
Median Time to Contract	26 Days	91 Days	-71.4%
Median Time to Sale	83 Days	121 Days	-31.4%
New Pending Sales	34	32	6.3%
New Listings	37	22	68.2%
Pending Inventory	51	54	-5.6%
Inventory (Active Listings)	67	90	-25.6%
Months Supply of Inventory	2.3	3.9	-41.0%



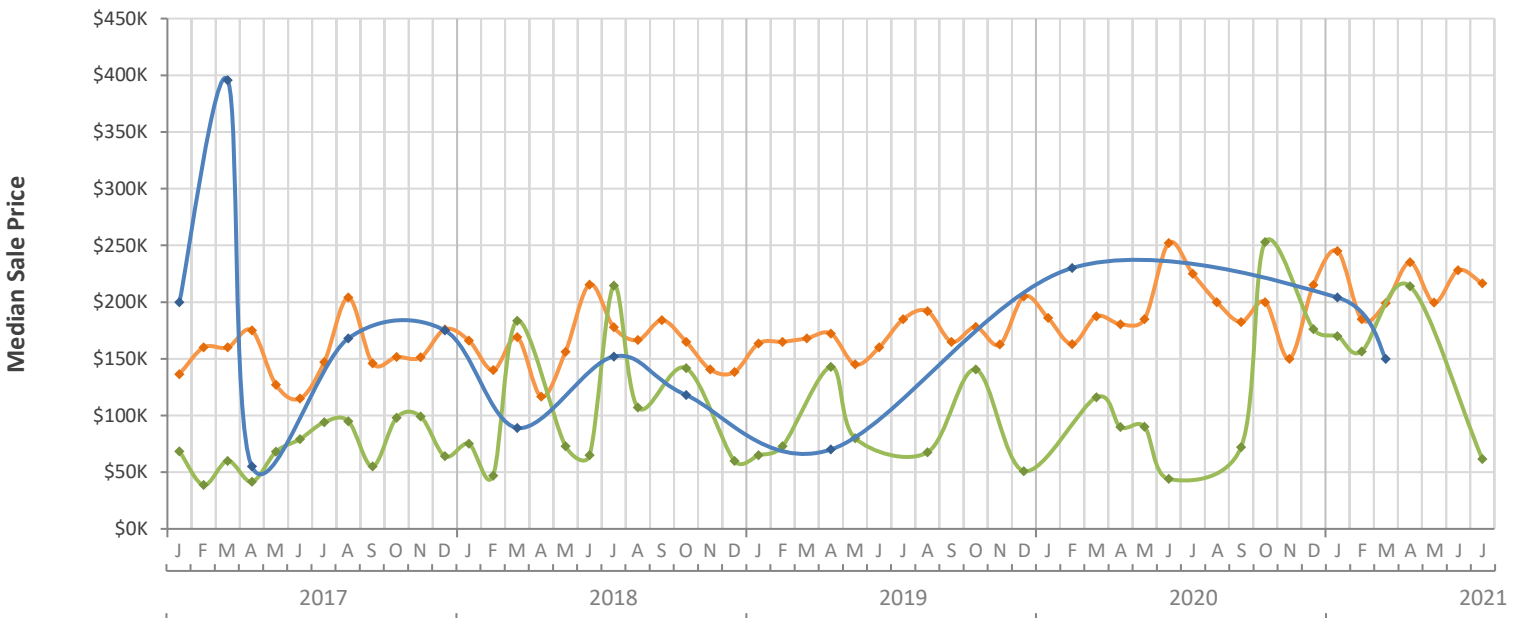
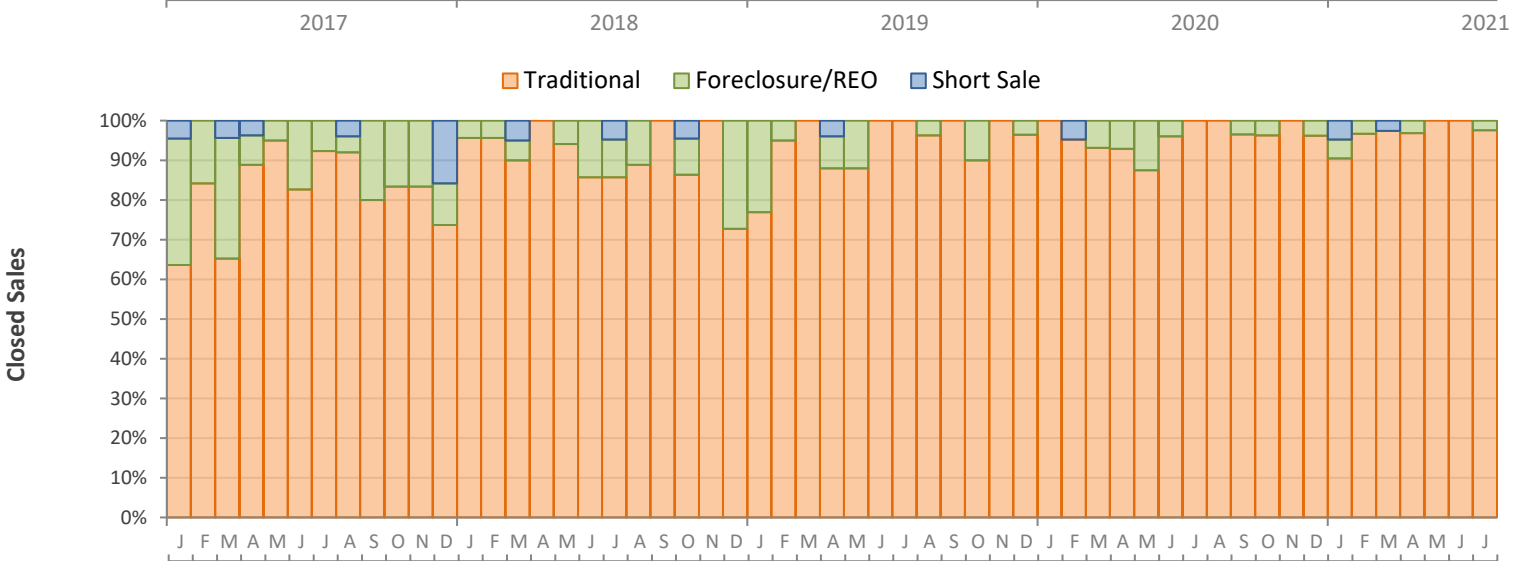
# Monthly Distressed Market - July 2021

## Single-Family Homes

### Okeechobee County



		July 2021	July 2020	Percent Change Year-over-Year
Traditional	Closed Sales	40	25	60.0%
	Median Sale Price	\$216,500	\$225,000	-3.8%
Foreclosure/REO	Closed Sales	1	0	N/A
	Median Sale Price	\$61,500	(No Sales)	N/A
Short Sale	Closed Sales	0	0	N/A
	Median Sale Price	(No Sales)	(No Sales)	N/A



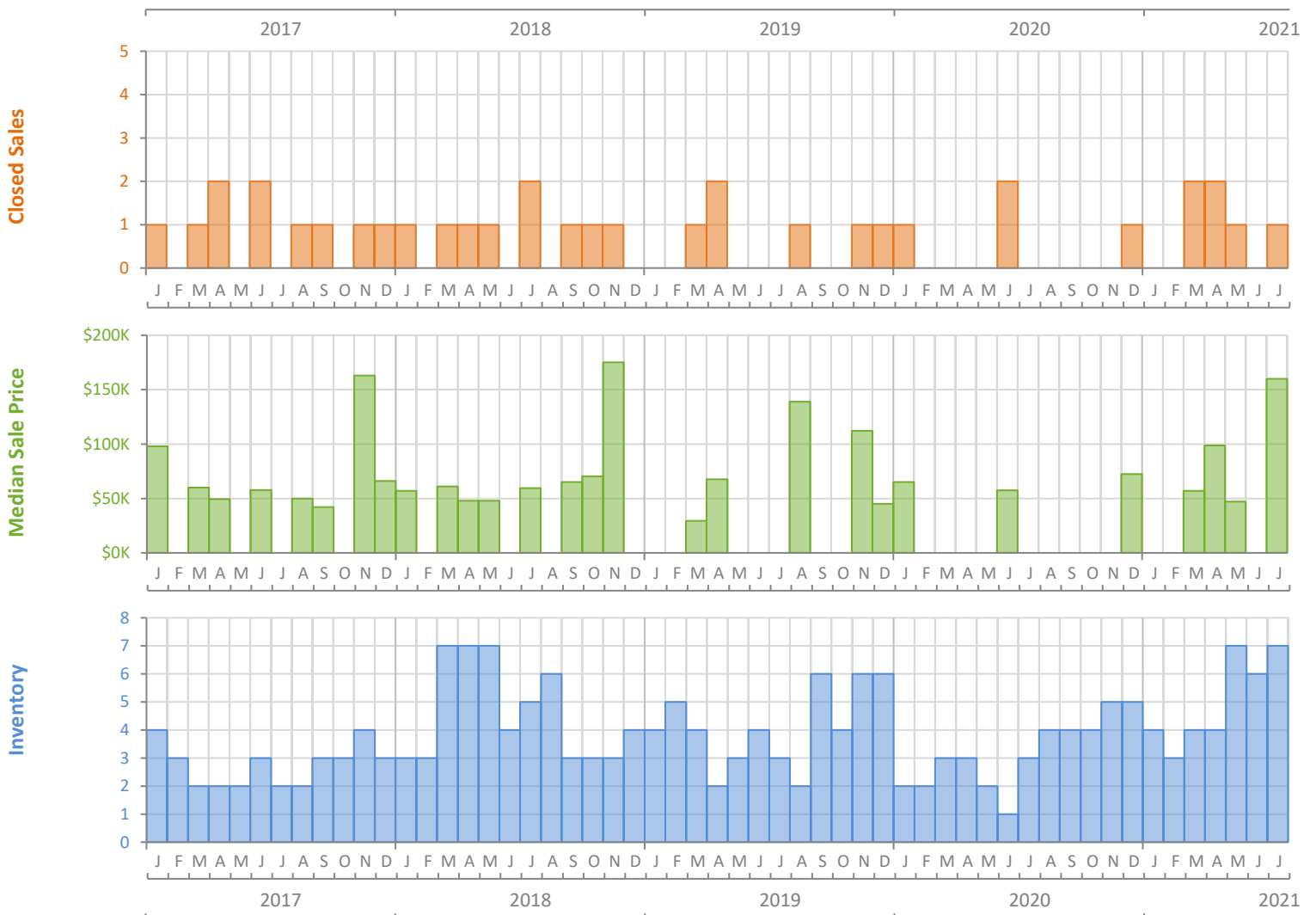
# Monthly Market Summary - July 2021

## Townhouses and Condos

### Okeechobee County



	July 2021	July 2020	Percent Change Year-over-Year
Closed Sales	1	0	N/A
Paid in Cash	1	0	N/A
Median Sale Price	\$160,000	(No Sales)	N/A
Average Sale Price	\$160,000	(No Sales)	N/A
Dollar Volume	\$160,000	\$0	N/A
Med. Pct. of Orig. List Price Received	114.3%	(No Sales)	N/A
Median Time to Contract	37 Days	(No Sales)	N/A
Median Time to Sale	63 Days	(No Sales)	N/A
New Pending Sales	3	0	N/A
New Listings	2	1	100.0%
Pending Inventory	3	0	N/A
Inventory (Active Listings)	7	3	133.3%
Months Supply of Inventory	12.0	6.0	100.0%



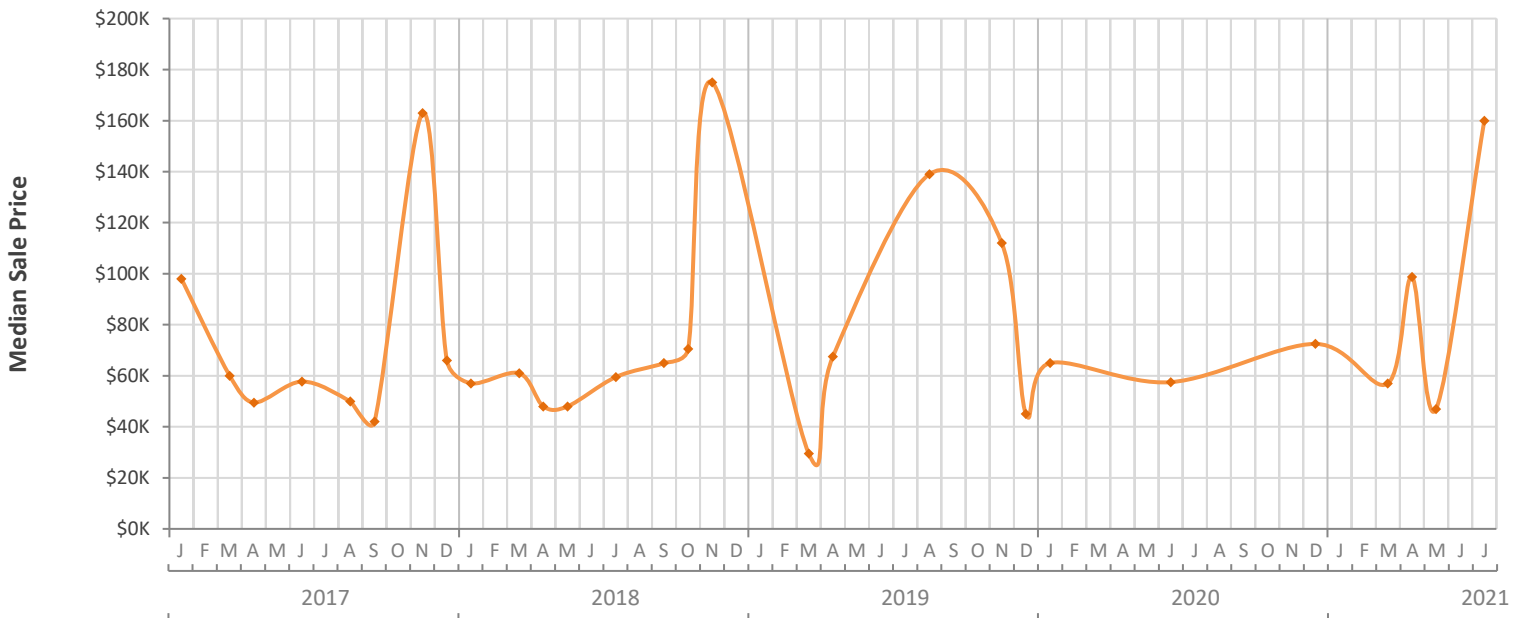
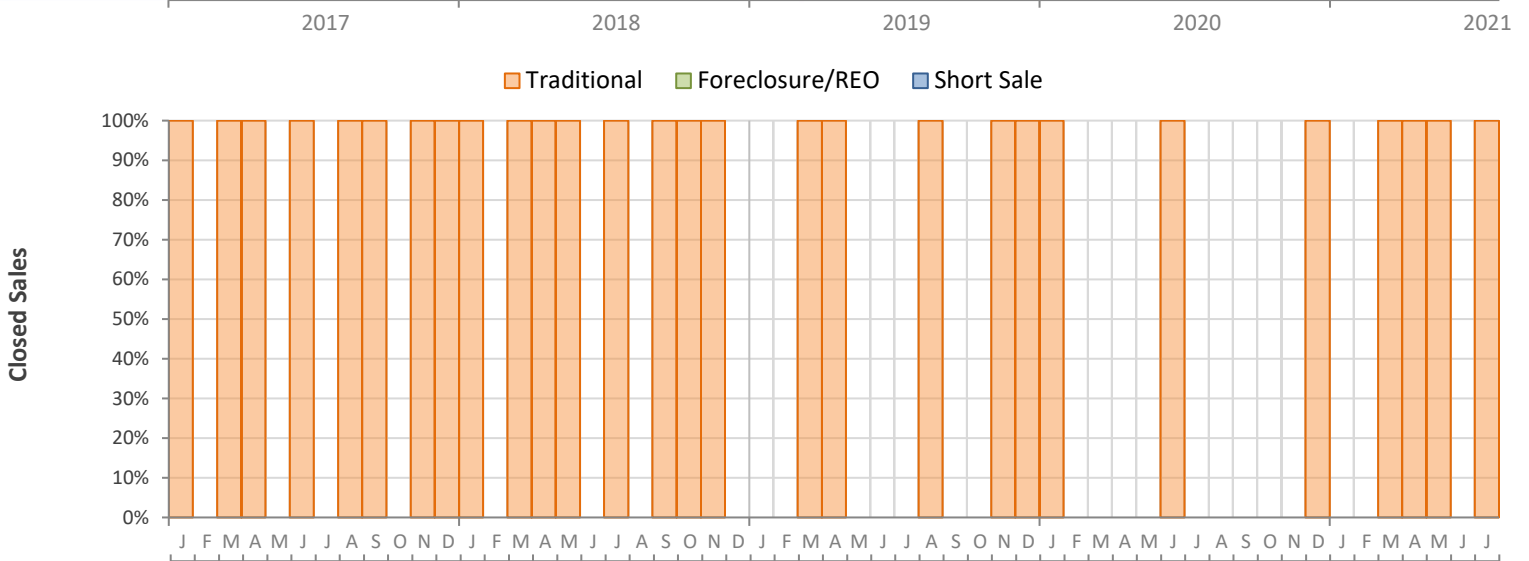
# Monthly Distressed Market - July 2021

## Townhouses and Condos

### Okeechobee County



		July 2021	July 2020	Percent Change Year-over-Year
Traditional	Closed Sales	1	0	N/A
	Median Sale Price	\$160,000	(No Sales)	N/A
Foreclosure/REO	Closed Sales	0	0	N/A
	Median Sale Price	(No Sales)	(No Sales)	N/A
Short Sale	Closed Sales	0	0	N/A
	Median Sale Price	(No Sales)	(No Sales)	N/A



Produced by Florida REALTORS® with data provided by Florida's multiple listing services. Statistics for each month compiled from MLS feeds on the 15th day of the following month. Data released on Monday, August 23, 2021. Next data release is Wednesday, September 22, 2021.