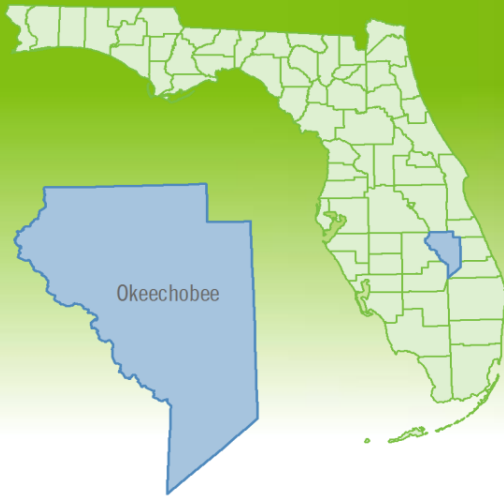


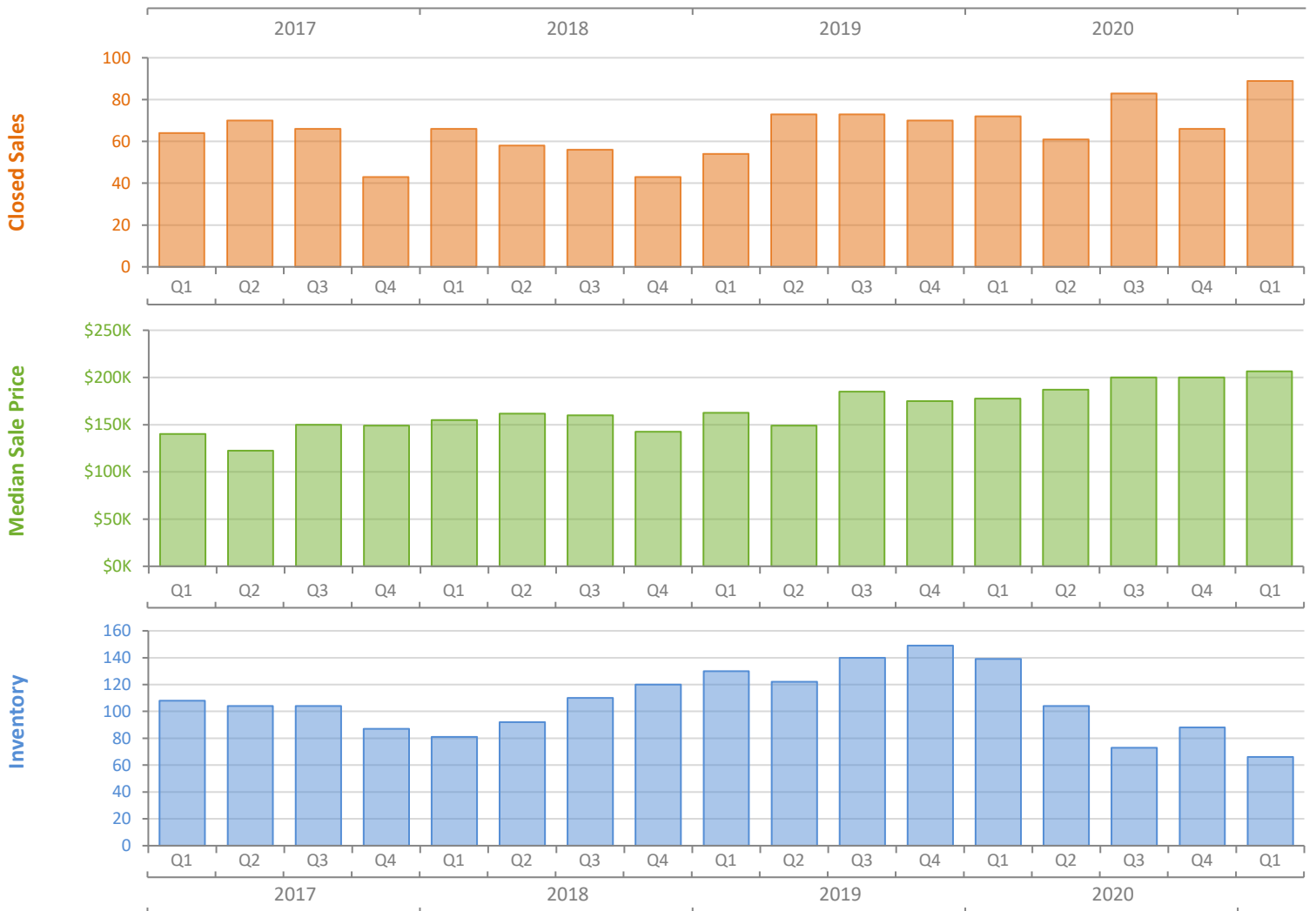
# Quarterly Market Summary - Q1 2021

## Single-Family Homes

### Okeechobee County



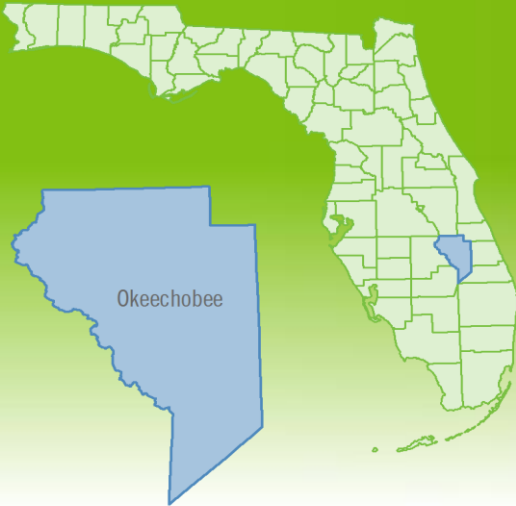
	Q1 2021	Q1 2020	Percent Change Year-over-Year
Closed Sales	89	72	23.6%
Paid in Cash	31	20	55.0%
Median Sale Price	\$206,500	\$177,500	16.3%
Average Sale Price	\$228,055	\$196,960	15.8%
Dollar Volume	\$20.3 Million	\$14.2 Million	43.1%
Med. Pct. of Orig. List Price Received	95.5%	93.6%	2.0%
Median Time to Contract	38 Days	48 Days	-20.8%
Median Time to Sale	81 Days	91 Days	-11.0%
New Pending Sales	107	84	27.4%
New Listings	94	95	-1.1%
Pending Inventory	69	46	50.0%
Inventory (Active Listings)	66	139	-52.5%
Months Supply of Inventory	2.6	5.8	-55.2%



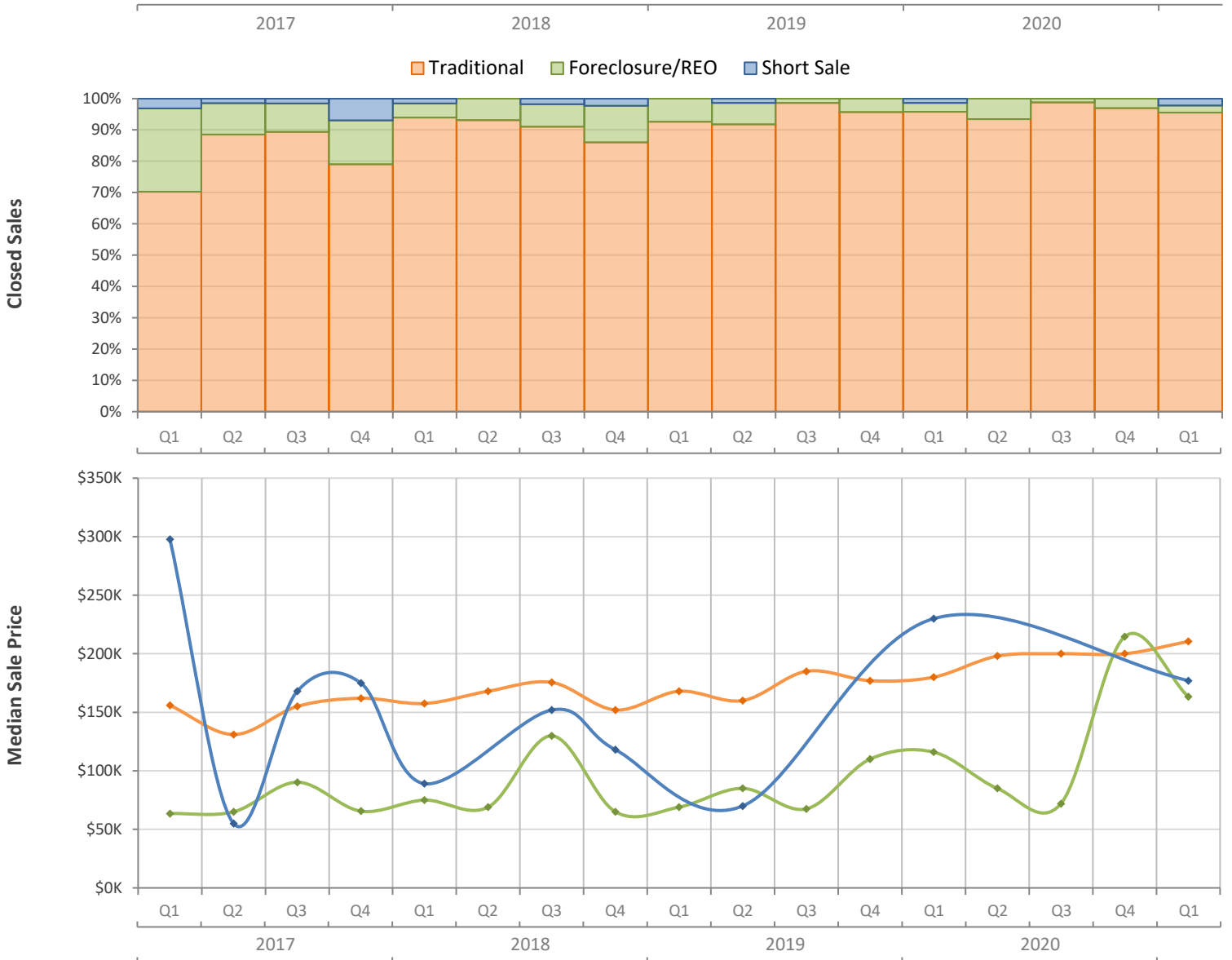
# Quarterly Distressed Market - Q1 2021

## Single-Family Homes

### Okeechobee County



		Q1 2021	Q1 2020	Percent Change Year-over-Year
Traditional	Closed Sales	85	69	23.2%
	Median Sale Price	\$210,500	\$180,000	16.9%
Foreclosure/REO	Closed Sales	2	2	0.0%
	Median Sale Price	\$163,250	\$116,000	40.7%
Short Sale	Closed Sales	2	1	100.0%
	Median Sale Price	\$177,000	\$230,000	-23.0%



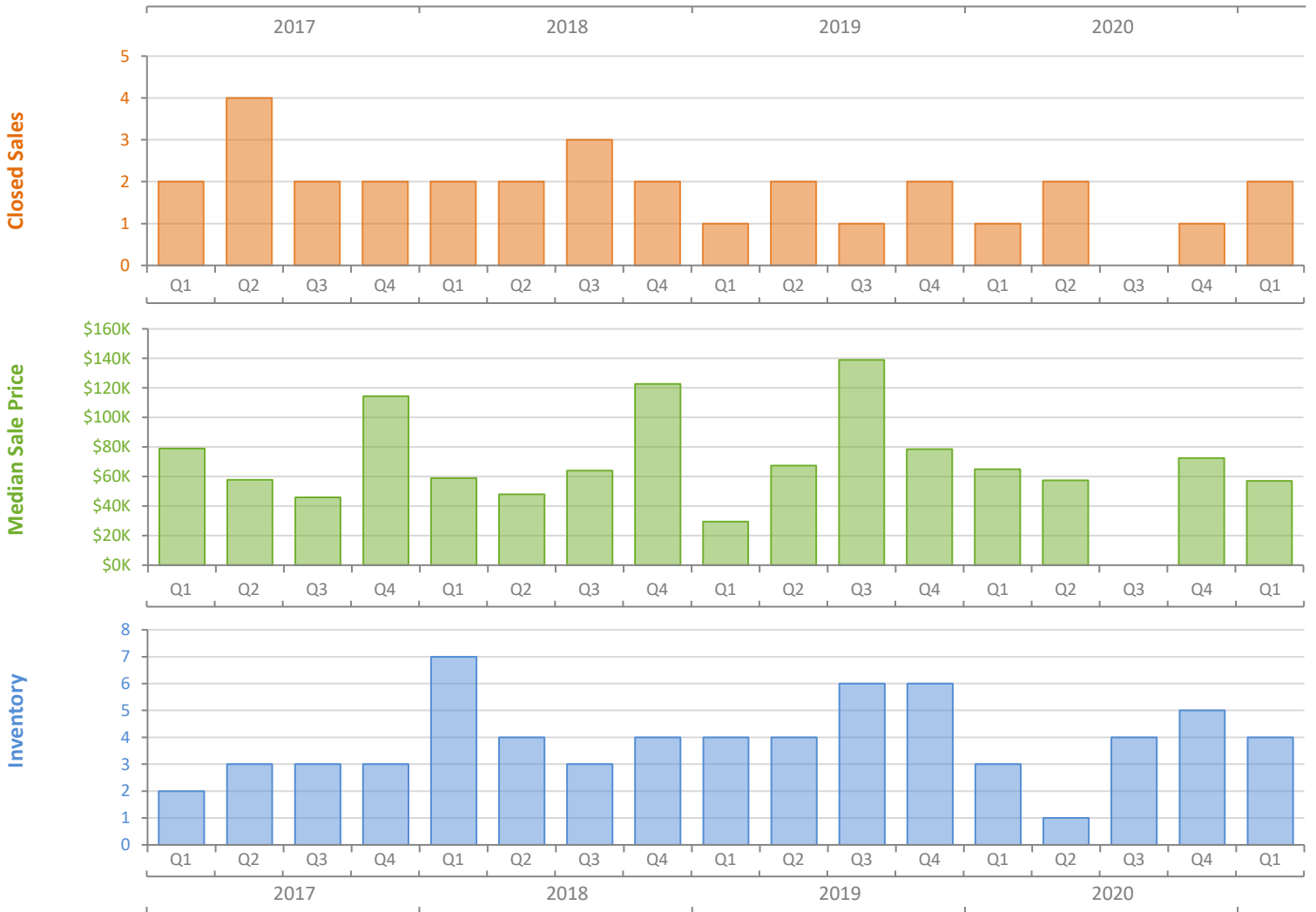
# Quarterly Market Summary - Q1 2021

## Townhouses and Condos

### Okeechobee County



	Q1 2021	Q1 2020	Percent Change Year-over-Year
Closed Sales	2	1	100.0%
Paid in Cash	2	1	100.0%
Median Sale Price	\$57,000	\$65,000	-12.3%
Average Sale Price	\$57,000	\$65,000	-12.3%
Dollar Volume	\$114,000	\$65,000	75.4%
Med. Pct. of Orig. List Price Received	85.1%	94.2%	-9.7%
Median Time to Contract	42 Days	96 Days	-56.3%
Median Time to Sale	74 Days	110 Days	-32.7%
New Pending Sales	3	1	200.0%
New Listings	1	1	0.0%
Pending Inventory	0	1	-100.0%
Inventory (Active Listings)	4	3	33.3%
Months Supply of Inventory	9.6	6.0	60.0%



# Quarterly Distressed Market - Q1 2021

## Townhouses and Condos

### Okeechobee County



		Q1 2021	Q1 2020	Percent Change Year-over-Year
Traditional	Closed Sales	2	1	100.0%
	Median Sale Price	\$57,000	\$65,000	-12.3%
Foreclosure/REO	Closed Sales	0	0	N/A
	Median Sale Price	(No Sales)	(No Sales)	N/A
Short Sale	Closed Sales	0	0	N/A
	Median Sale Price	(No Sales)	(No Sales)	N/A

