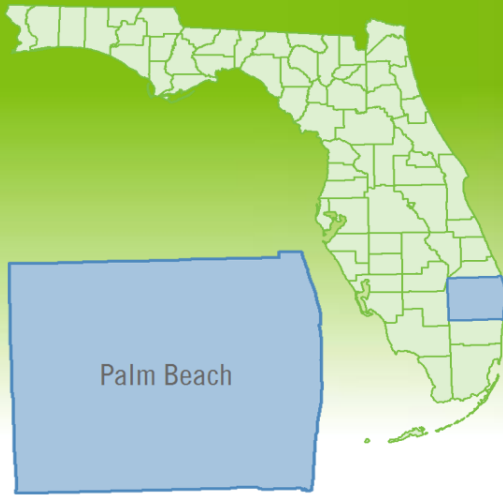


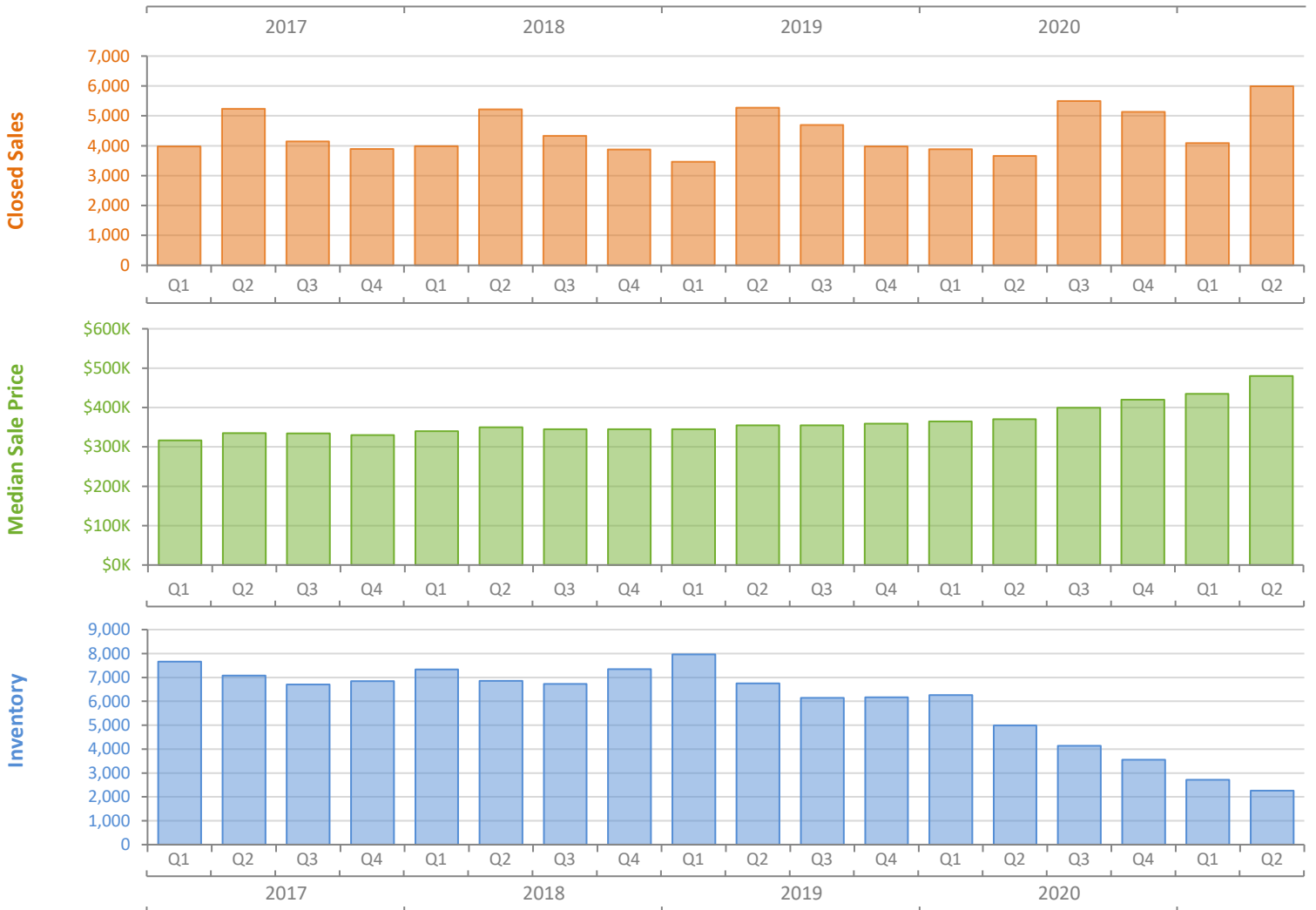
Quarterly Market Summary - Q2 2021

Single-Family Homes

Palm Beach County



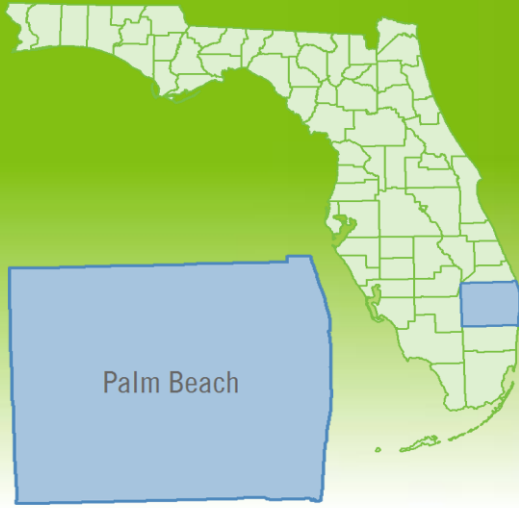
	Q2 2021	Q2 2020	Percent Change Year-over-Year
Closed Sales	5,996	3,660	63.8%
Paid in Cash	2,599	1,075	141.8%
Median Sale Price	\$479,900	\$370,000	29.7%
Average Sale Price	\$1,017,857	\$638,340	59.5%
Dollar Volume	\$6.1 Billion	\$2.3 Billion	161.2%
Med. Pct. of Orig. List Price Received	99.4%	95.3%	4.3%
Median Time to Contract	12 Days	45 Days	-73.3%
Median Time to Sale	60 Days	92 Days	-34.8%
New Pending Sales	5,926	4,932	20.2%
New Listings	6,360	5,041	26.2%
Pending Inventory	3,090	3,291	-6.1%
Inventory (Active Listings)	2,260	4,989	-54.7%
Months Supply of Inventory	1.3	3.7	-64.9%



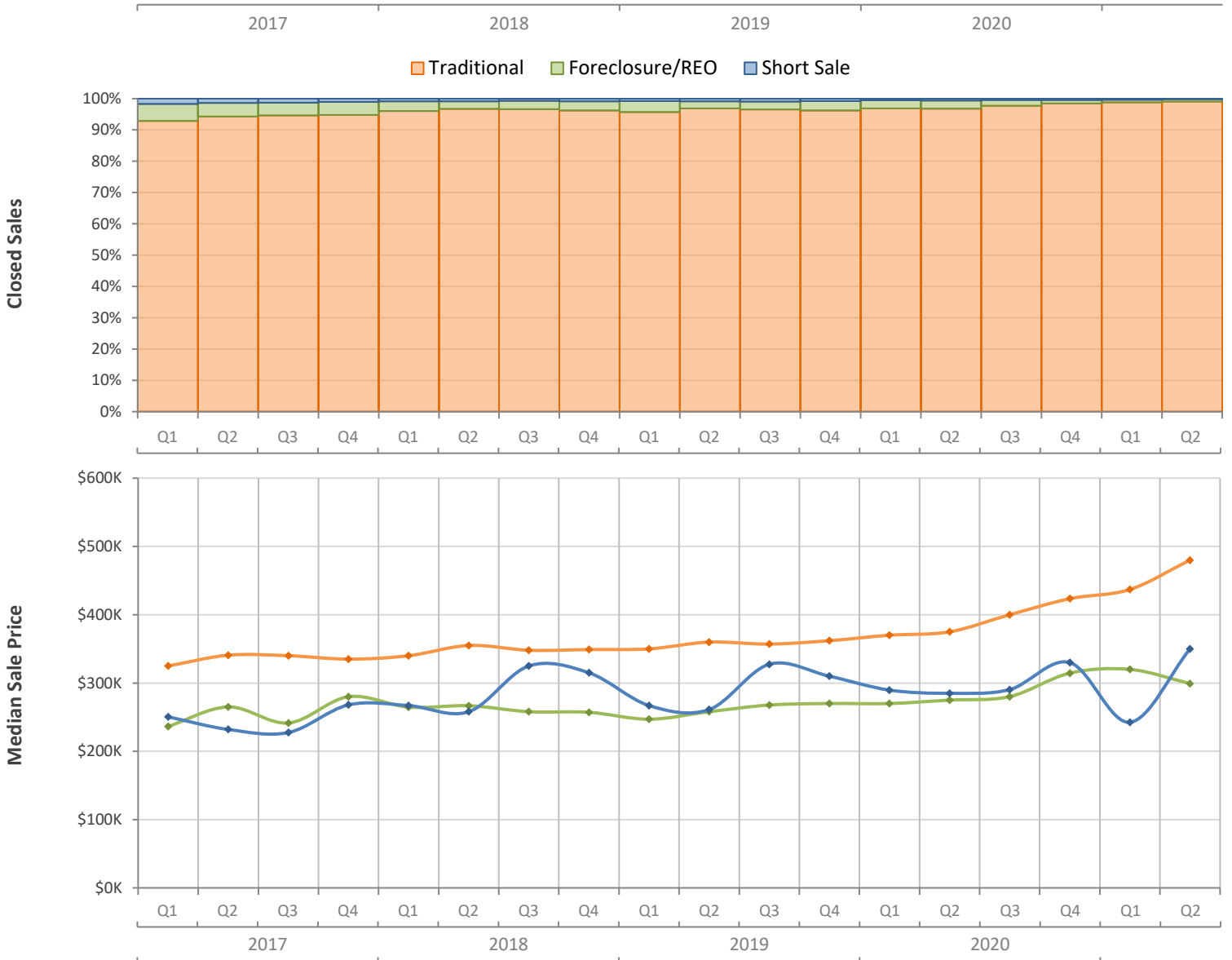
Quarterly Distressed Market - Q2 2021

Single-Family Homes

Palm Beach County



		Q2 2021	Q2 2020	Percent Change Year-over-Year
Traditional	Closed Sales	5,939	3,543	67.6%
	Median Sale Price	\$480,000	\$375,000	28.0%
Foreclosure/REO	Closed Sales	43	94	-54.3%
	Median Sale Price	\$299,250	\$275,000	8.8%
Short Sale	Closed Sales	14	23	-39.1%
	Median Sale Price	\$350,000	\$285,000	22.8%



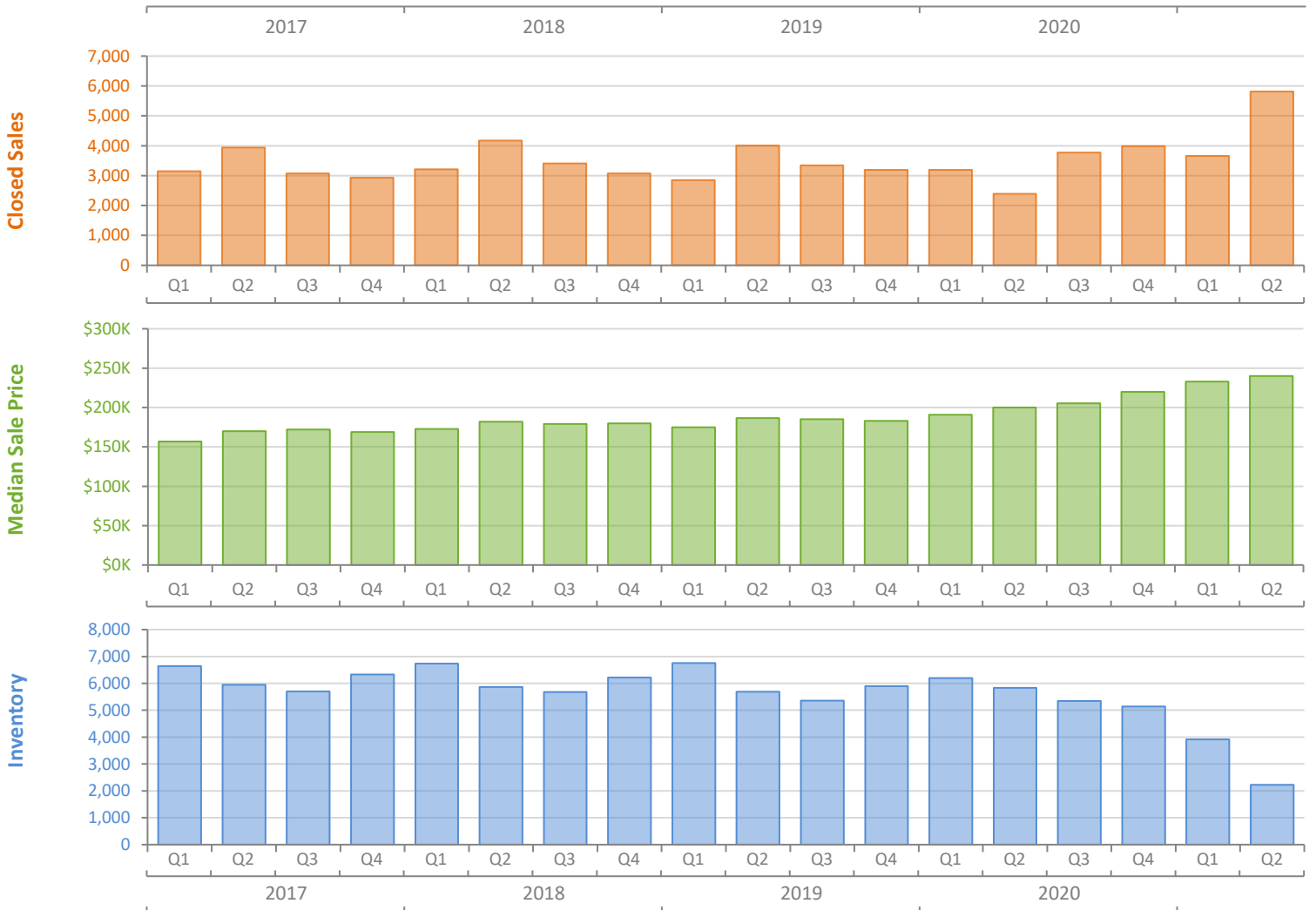
Quarterly Market Summary - Q2 2021

Townhouses and Condos

Palm Beach County



	Q2 2021	Q2 2020	Percent Change Year-over-Year
Closed Sales	5,817	2,395	142.9%
Paid in Cash	3,576	1,217	193.8%
Median Sale Price	\$240,000	\$200,000	20.0%
Average Sale Price	\$438,374	\$329,225	33.2%
Dollar Volume	\$2.6 Billion	\$788.5 Million	223.4%
Med. Pct. of Orig. List Price Received	96.8%	93.8%	3.2%
Median Time to Contract	23 Days	60 Days	-61.7%
Median Time to Sale	69 Days	101 Days	-31.7%
New Pending Sales	5,783	3,111	85.9%
New Listings	5,135	4,312	19.1%
Pending Inventory	2,781	2,170	28.2%
Inventory (Active Listings)	2,224	5,832	-61.9%
Months Supply of Inventory	1.5	5.8	-74.1%



Quarterly Distressed Market - Q2 2021

Townhouses and Condos

Palm Beach County



		Q2 2021	Q2 2020	Percent Change Year-over-Year
Traditional	Closed Sales	5,783	2,335	147.7%
	Median Sale Price	\$241,000	\$205,000	17.6%
Foreclosure/REO	Closed Sales	29	53	-45.3%
	Median Sale Price	\$153,000	\$137,450	11.3%
Short Sale	Closed Sales	5	7	-28.6%
	Median Sale Price	\$137,500	\$183,000	-24.9%

