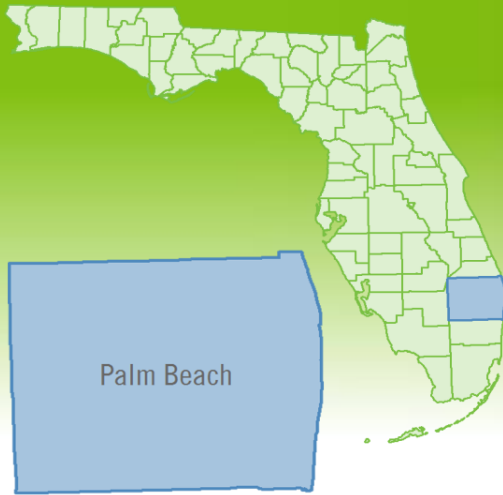


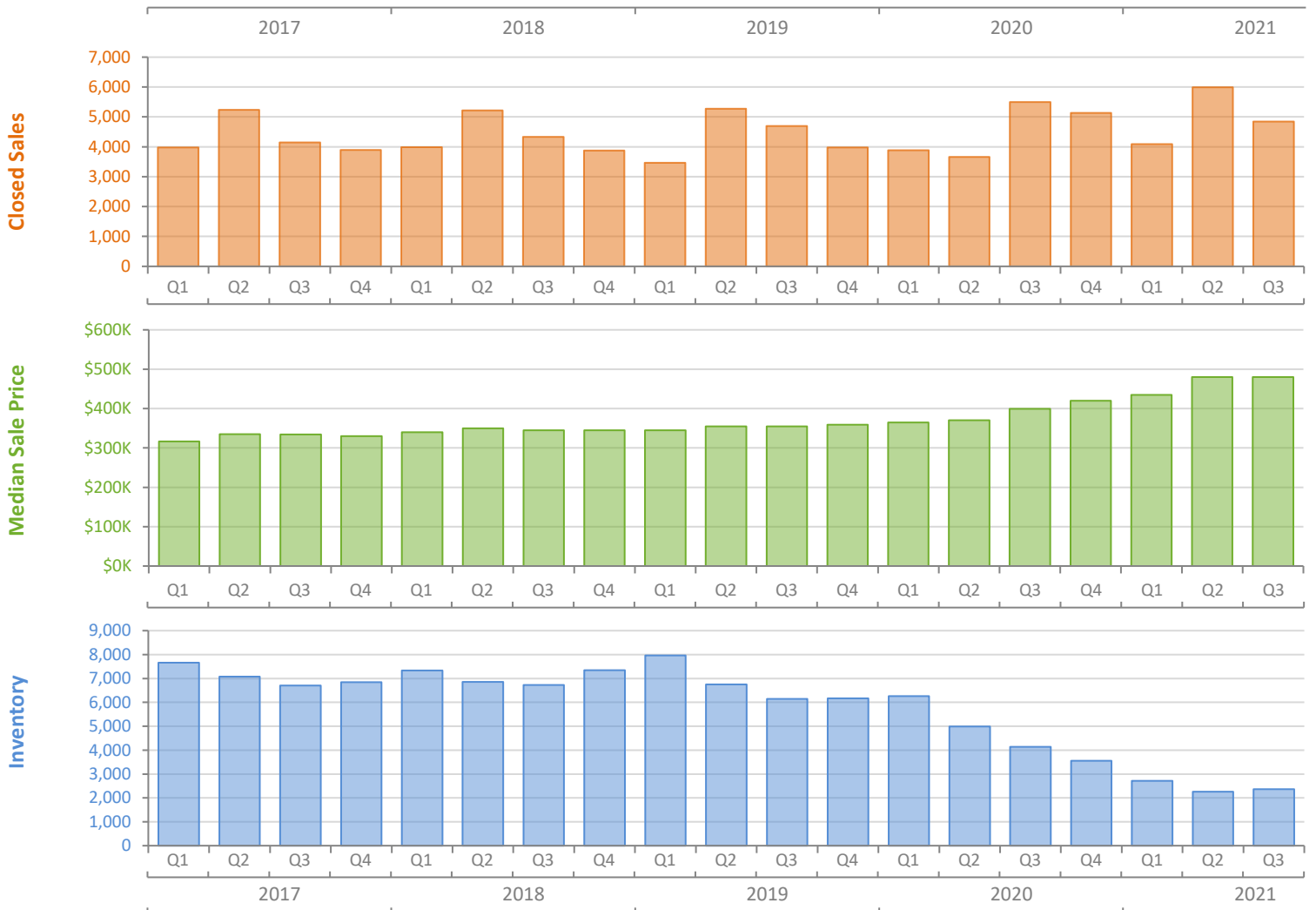
# Quarterly Market Summary - Q3 2021

## Single-Family Homes

### Palm Beach County



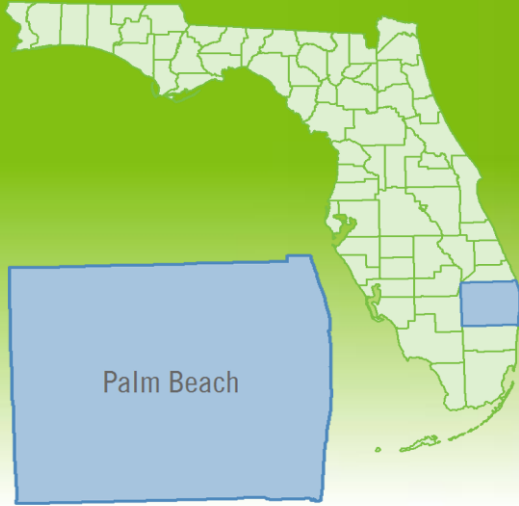
	Q3 2021	Q3 2020	Percent Change Year-over-Year
Closed Sales	4,848	5,498	-11.8%
Paid in Cash	1,929	1,626	18.6%
Median Sale Price	\$480,000	\$399,000	20.3%
Average Sale Price	\$810,793	\$682,949	18.7%
Dollar Volume	\$3.9 Billion	\$3.8 Billion	4.7%
Med. Pct. of Orig. List Price Received	100.0%	96.2%	4.0%
Median Time to Contract	12 Days	36 Days	-66.7%
Median Time to Sale	58 Days	80 Days	-27.5%
New Pending Sales	4,806	5,834	-17.6%
New Listings	5,372	5,819	-7.7%
Pending Inventory	2,567	3,068	-16.3%
Inventory (Active Listings)	2,370	4,141	-42.8%
Months Supply of Inventory	1.4	2.9	-51.7%



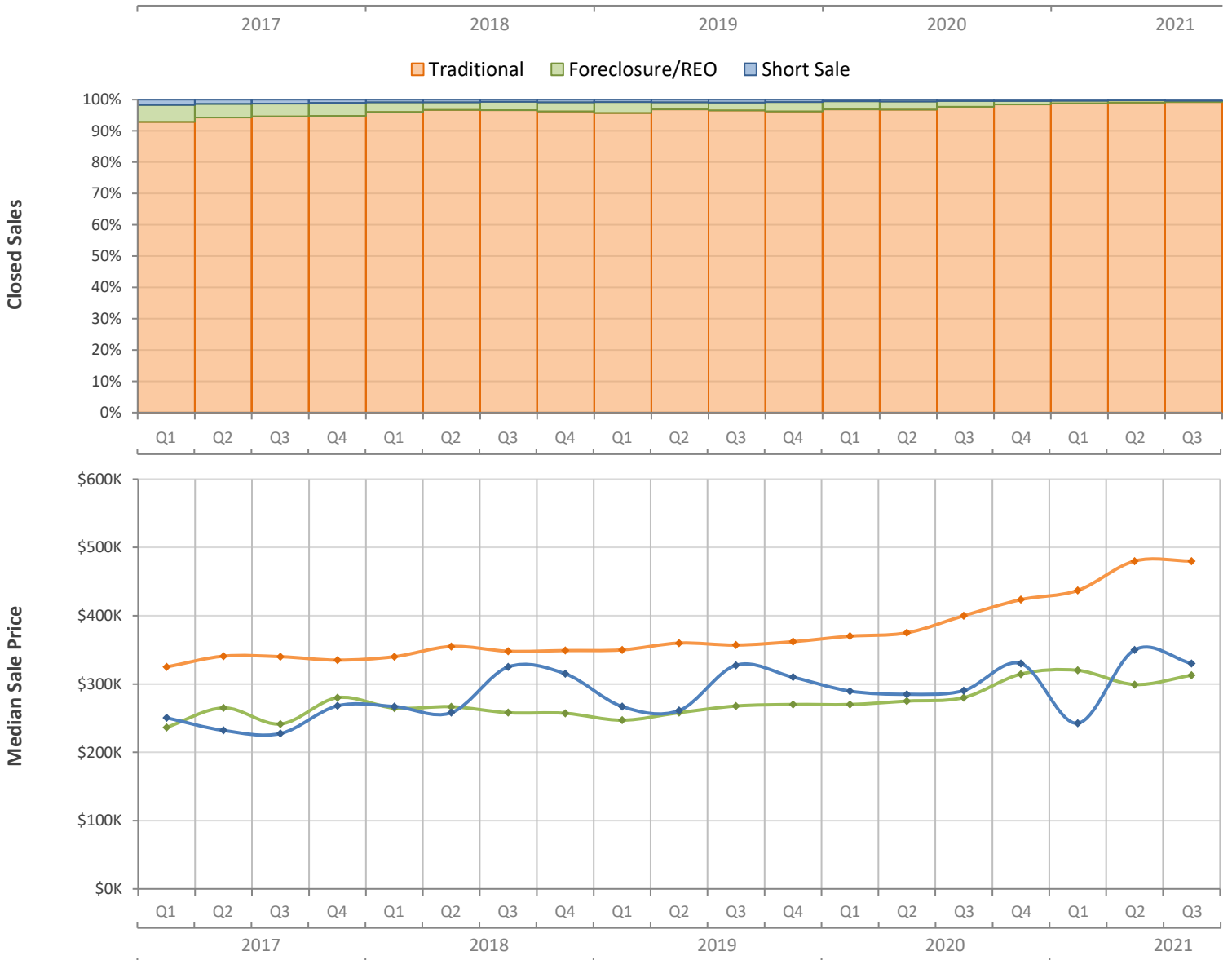
# Quarterly Distressed Market - Q3 2021

## Single-Family Homes

### Palm Beach County



		Q3 2021	Q3 2020	Percent Change Year-over-Year
Traditional	Closed Sales	4,808	5,374	-10.5%
	Median Sale Price	\$480,000	\$400,000	20.0%
Foreclosure/REO	Closed Sales	23	100	-77.0%
	Median Sale Price	\$312,875	\$280,111	11.7%
Short Sale	Closed Sales	17	24	-29.2%
	Median Sale Price	\$330,000	\$290,400	13.6%



# Quarterly Market Summary - Q3 2021

## Townhouses and Condos

### Palm Beach County



	Q3 2021	Q3 2020	Percent Change Year-over-Year
Closed Sales	4,369	3,773	15.8%
Paid in Cash	2,518	1,866	34.9%
Median Sale Price	\$235,000	\$205,250	14.5%
Average Sale Price	\$359,319	\$313,971	14.4%
Dollar Volume	\$1.6 Billion	\$1.2 Billion	32.5%
Med. Pct. of Orig. List Price Received	97.8%	94.6%	3.4%
Median Time to Contract	17 Days	45 Days	-62.2%
Median Time to Sale	61 Days	87 Days	-29.9%
New Pending Sales	4,480	4,319	3.7%
New Listings	4,642	5,087	-8.7%
Pending Inventory	2,329	2,306	1.0%
Inventory (Active Listings)	2,032	5,348	-62.0%
Months Supply of Inventory	1.4	5.1	-72.5%



# Quarterly Distressed Market - Q3 2021

## Townhouses and Condos

### Palm Beach County



		Q3 2021	Q3 2020	Percent Change Year-over-Year
Traditional	Closed Sales	4,339	3,708	17.0%
	Median Sale Price	\$236,000	\$208,250	13.3%
Foreclosure/REO	Closed Sales	20	63	-68.3%
	Median Sale Price	\$128,500	\$135,007	-4.8%
Short Sale	Closed Sales	10	2	400.0%
	Median Sale Price	\$216,500	\$410,000	-47.2%

