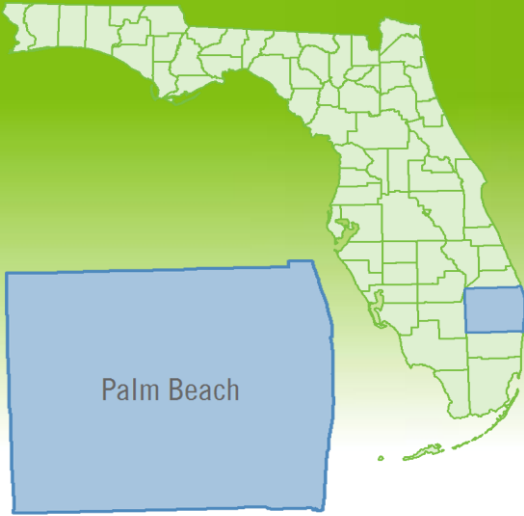


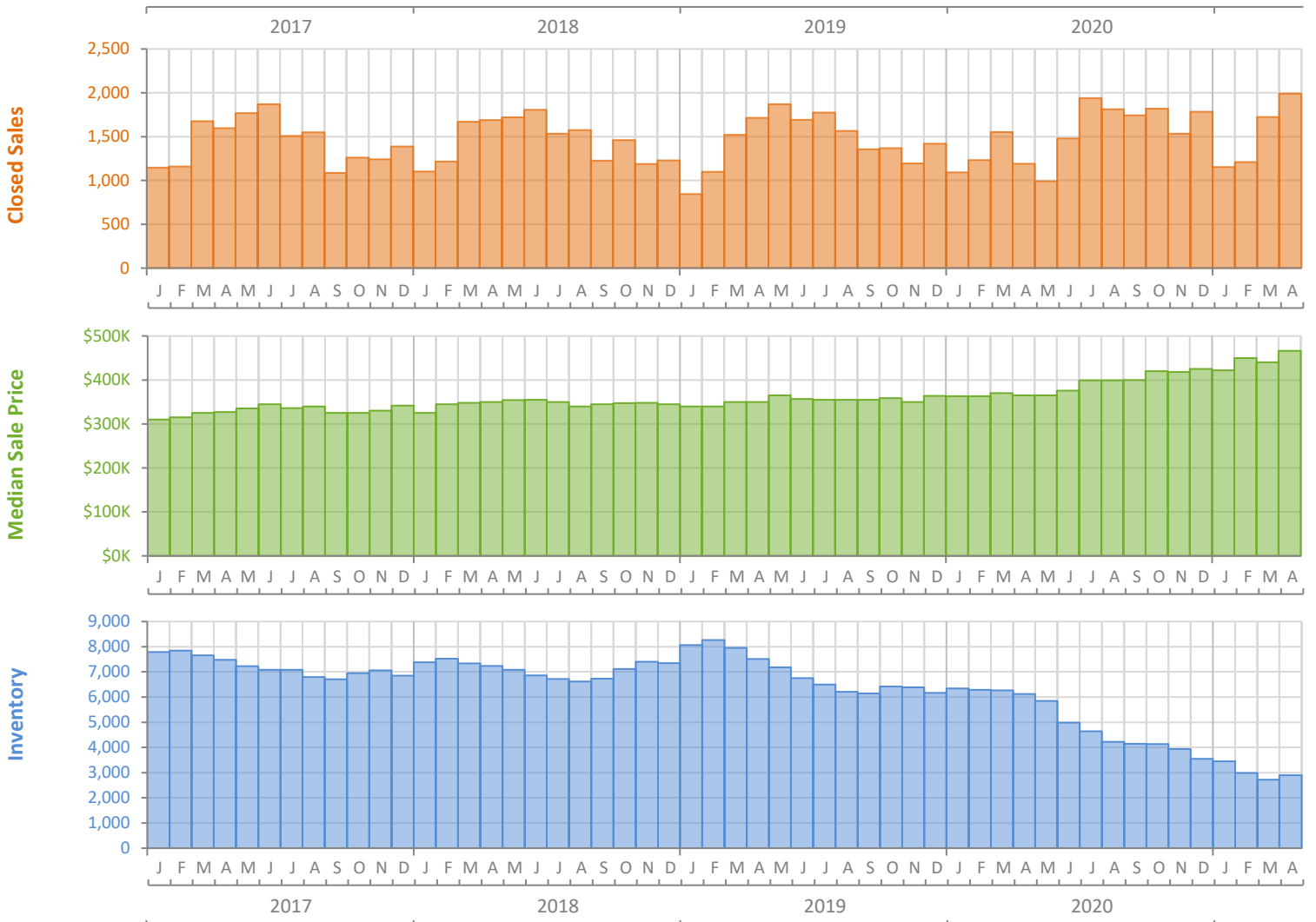
Monthly Market Summary - April 2021

Single-Family Homes

Palm Beach County



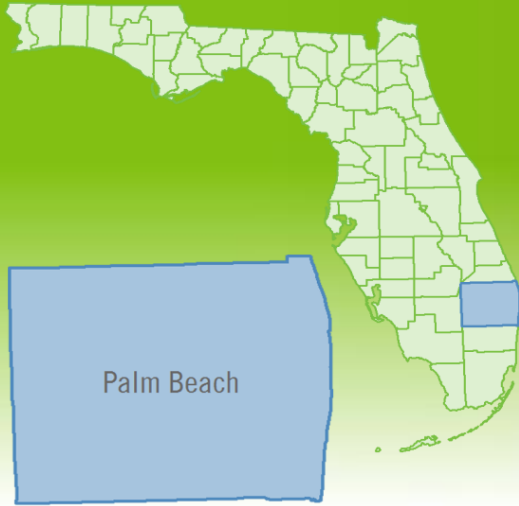
	April 2021	April 2020	Percent Change Year-over-Year
Closed Sales	1,989	1,191	67.0%
Paid in Cash	830	324	156.2%
Median Sale Price	\$466,000	\$365,000	27.7%
Average Sale Price	\$1,035,392	\$579,898	78.5%
Dollar Volume	\$2.1 Billion	\$690.7 Million	198.2%
Med. Pct. of Orig. List Price Received	98.5%	95.8%	2.8%
Median Time to Contract	13 Days	29 Days	-55.2%
Median Time to Sale	60 Days	76 Days	-21.1%
New Pending Sales	1,624	947	71.5%
New Listings	2,248	1,264	77.8%
Pending Inventory	3,062	2,061	48.6%
Inventory (Active Listings)	2,901	6,126	-52.6%
Months Supply of Inventory	1.8	4.2	-57.1%



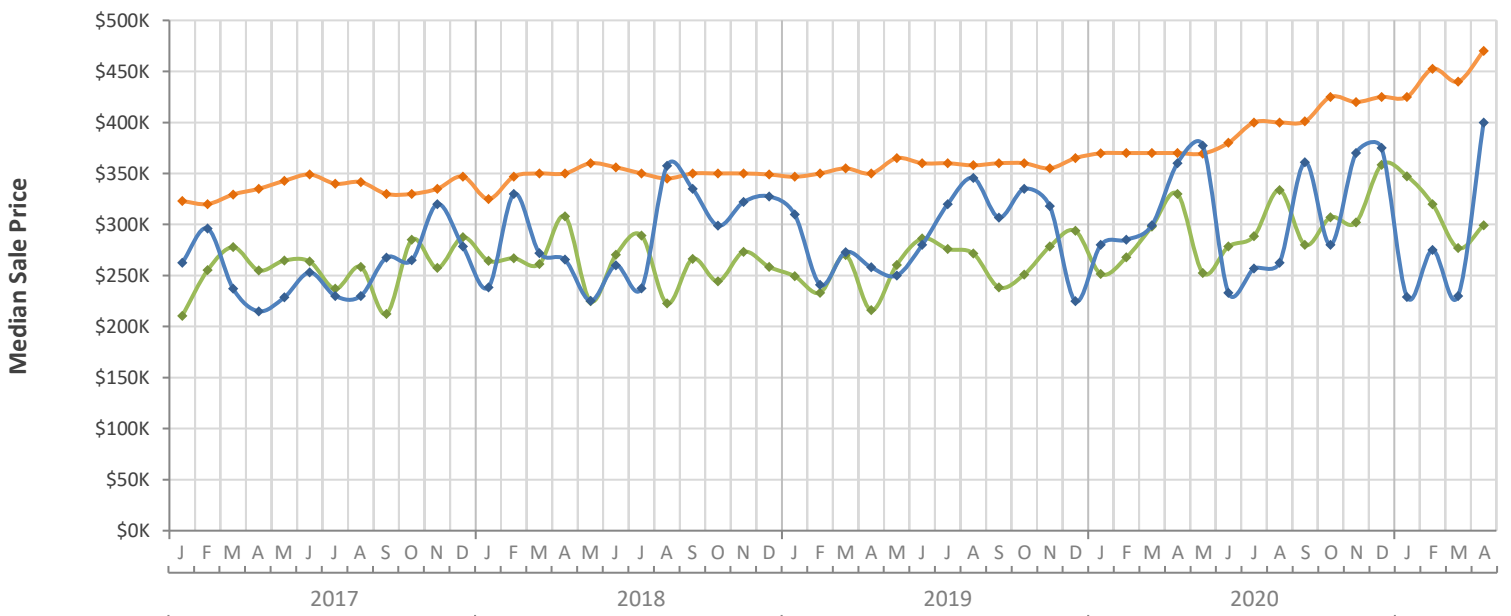
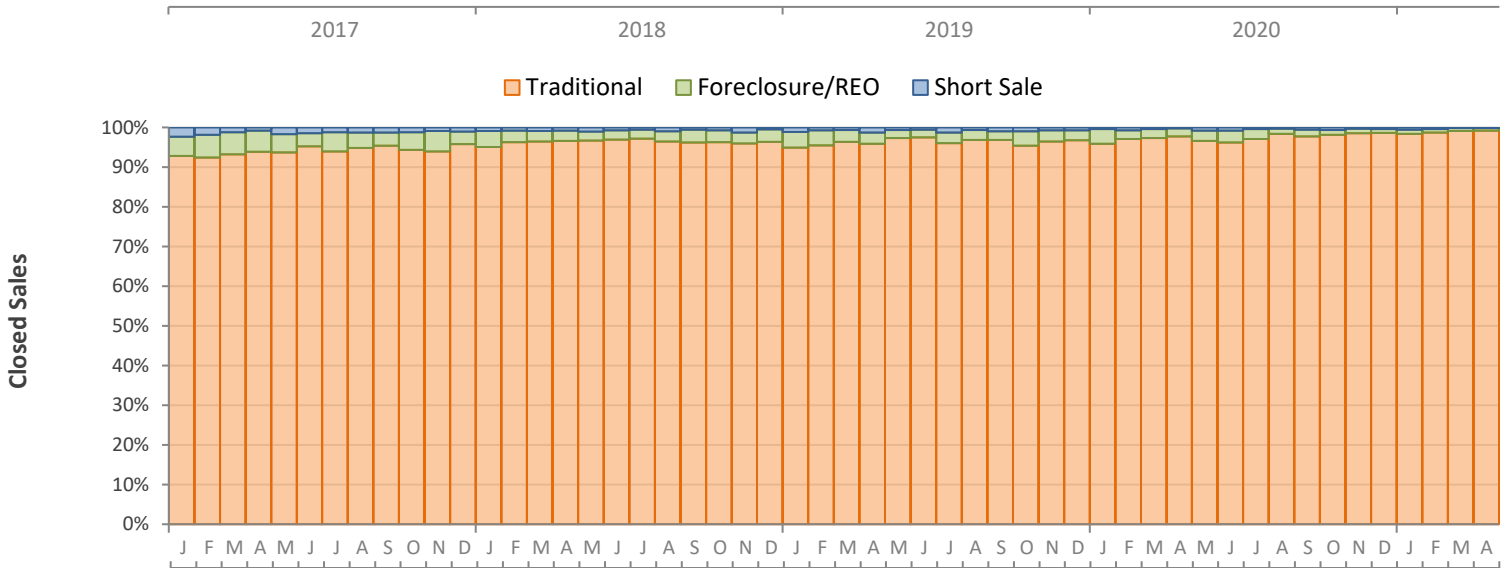
Monthly Distressed Market - April 2021

Single-Family Homes

Palm Beach County



		April 2021	April 2020	Percent Change Year-over-Year
Traditional	Closed Sales	1,973	1,164	69.5%
	Median Sale Price	\$470,000	\$370,000	27.0%
Foreclosure/REO	Closed Sales	13	24	-45.8%
	Median Sale Price	\$299,250	\$330,000	-9.3%
Short Sale	Closed Sales	3	3	0.0%
	Median Sale Price	\$399,999	\$360,000	11.1%



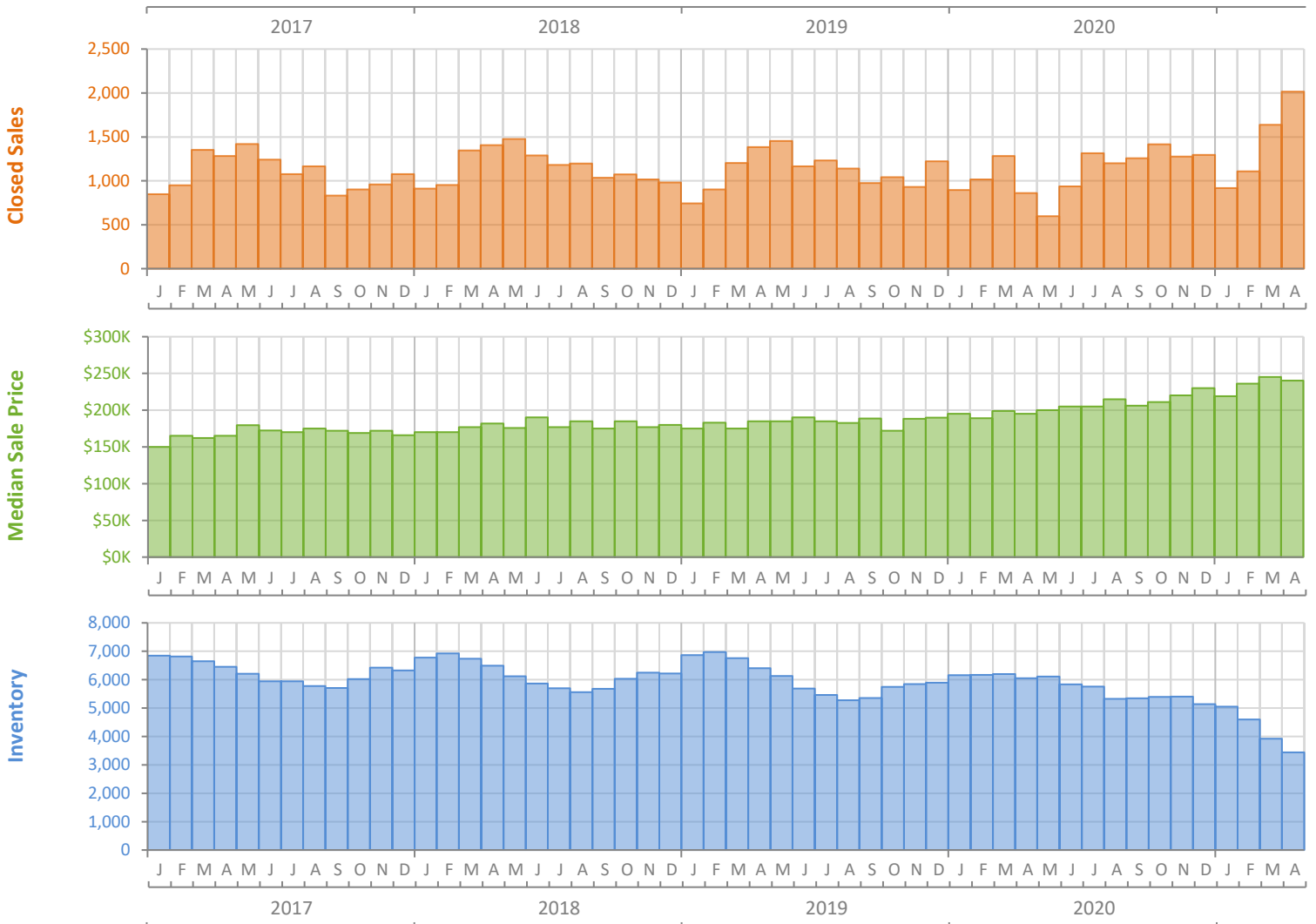
Monthly Market Summary - April 2021

Townhouses and Condos

Palm Beach County



	April 2021	April 2020	Percent Change Year-over-Year
Closed Sales	2,017	861	134.3%
Paid in Cash	1,213	426	184.7%
Median Sale Price	\$240,250	\$195,000	23.2%
Average Sale Price	\$425,069	\$345,789	22.9%
Dollar Volume	\$857.4 Million	\$297.7 Million	188.0%
Med. Pct. of Orig. List Price Received	96.1%	94.3%	1.9%
Median Time to Contract	28 Days	37 Days	-24.3%
Median Time to Sale	72 Days	85 Days	-15.3%
New Pending Sales	1,641	521	215.0%
New Listings	1,752	926	89.2%
Pending Inventory	2,774	1,372	102.2%
Inventory (Active Listings)	3,436	6,053	-43.2%
Months Supply of Inventory	2.8	5.5	-49.1%



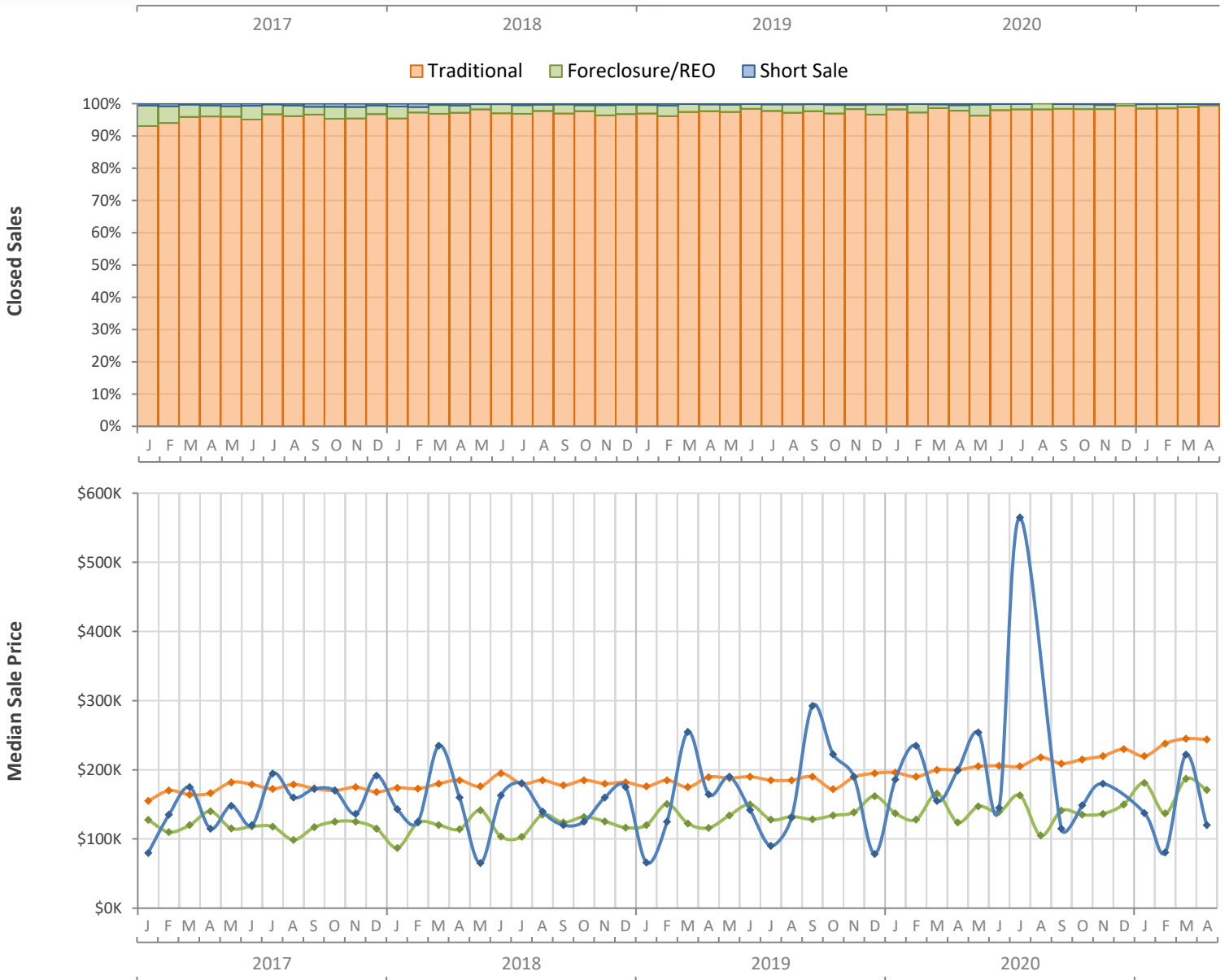
Monthly Distressed Market - April 2021

Townhouses and Condos

Palm Beach County



		April 2021	April 2020	Percent Change Year-over-Year
Traditional	Closed Sales	2,006	842	138.2%
	Median Sale Price	\$244,000	\$199,950	22.0%
Foreclosure/REO	Closed Sales	9	15	-40.0%
	Median Sale Price	\$171,000	\$124,000	37.9%
Short Sale	Closed Sales	2	4	-50.0%
	Median Sale Price	\$120,000	\$199,250	-39.8%



Produced by Florida REALTORS® with data provided by Florida's multiple listing services. Statistics for each month compiled from MLS feeds on the 15th day of the following month. Data released on Friday, May 21, 2021. Next data release is Tuesday, June 22, 2021.