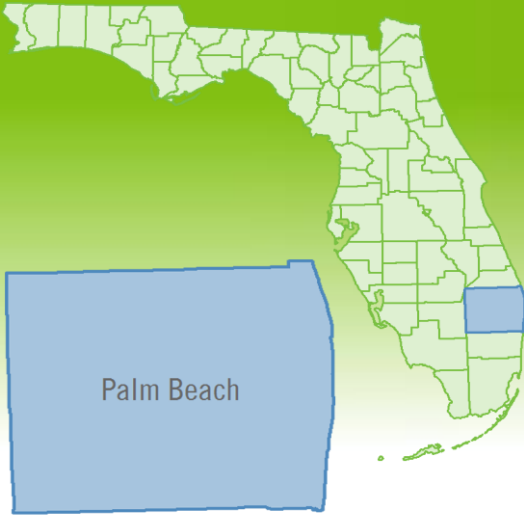


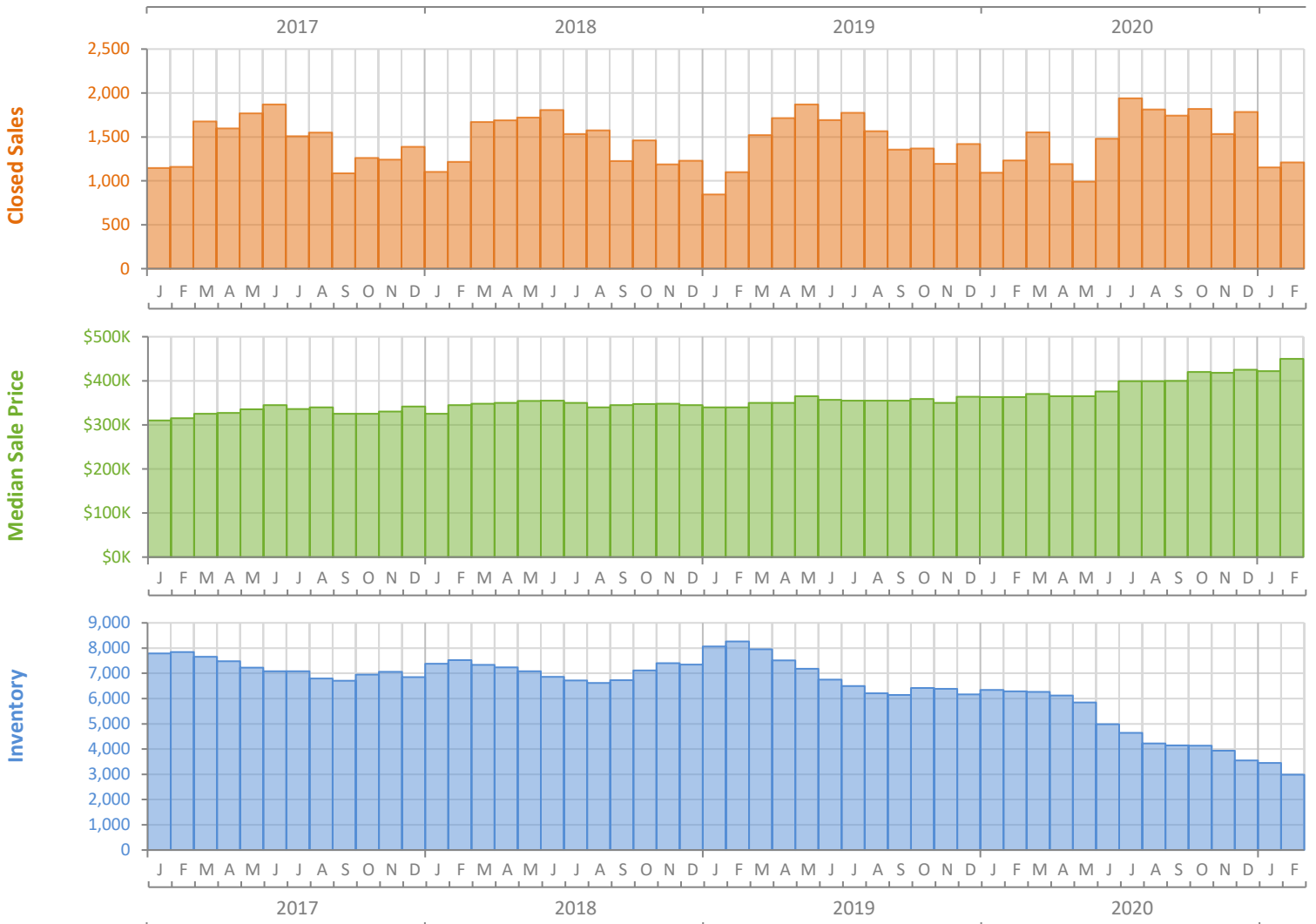
Monthly Market Summary - February 2021

Single Family Homes

Palm Beach County



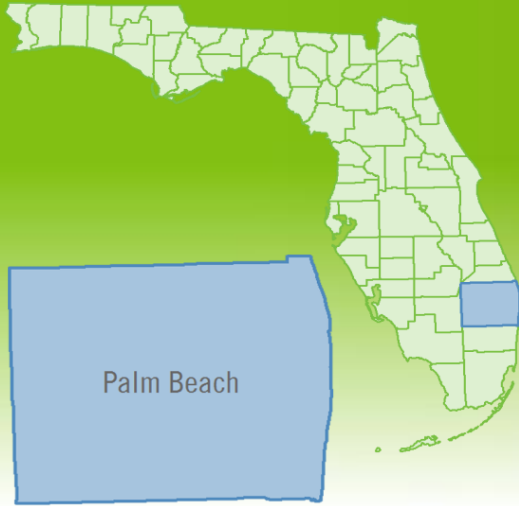
	February 2021	February 2020	Percent Change Year-over-Year
Closed Sales	1,211	1,233	-1.8%
Paid in Cash	496	438	13.2%
Median Sale Price	\$450,000	\$363,000	24.0%
Average Sale Price	\$845,677	\$608,819	38.9%
Dollar Volume	\$1.0 Billion	\$750.7 Million	36.4%
Med. Pct. of Orig. List Price Received	96.6%	95.0%	1.7%
Median Time to Contract	30 Days	61 Days	-50.8%
Median Time to Sale	73 Days	103 Days	-29.1%
New Pending Sales	1,975	1,898	4.1%
New Listings	1,763	2,039	-13.5%
Pending Inventory	4,100	2,958	38.6%
Inventory (Active Listings)	2,987	6,282	-52.5%
Months Supply of Inventory	2.0	4.2	-52.4%



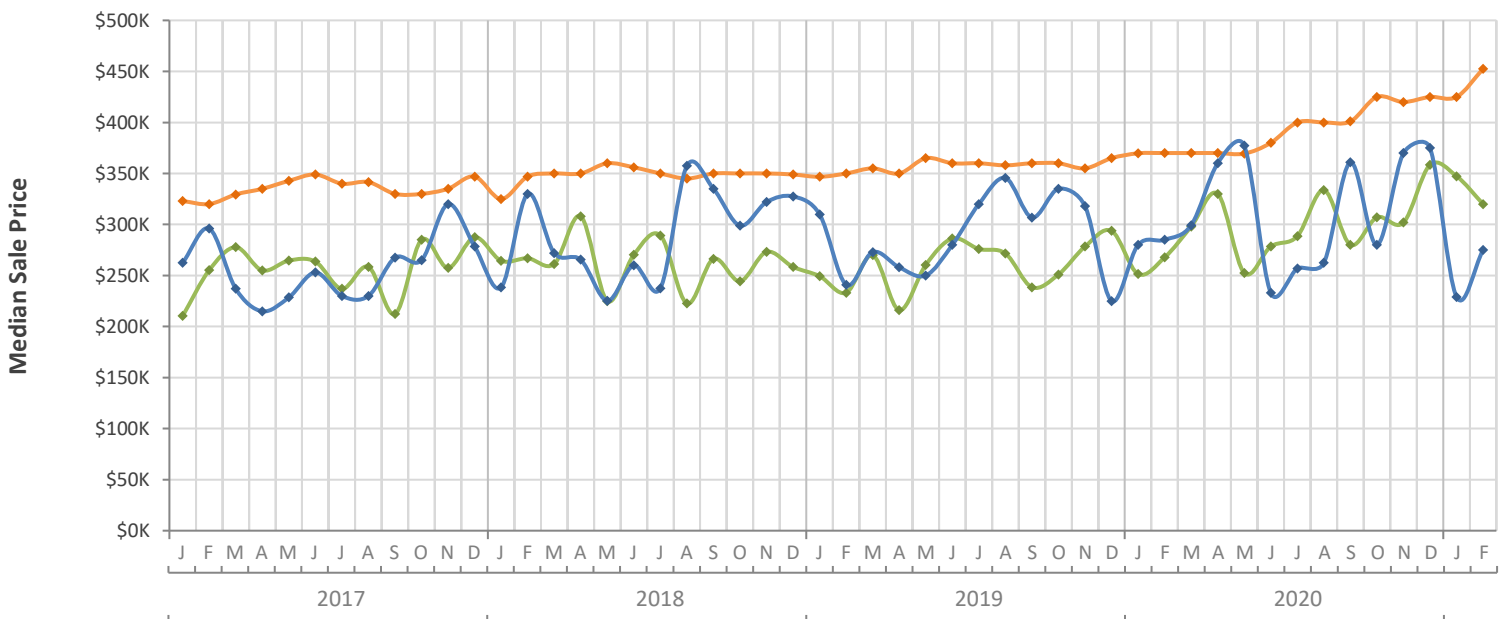
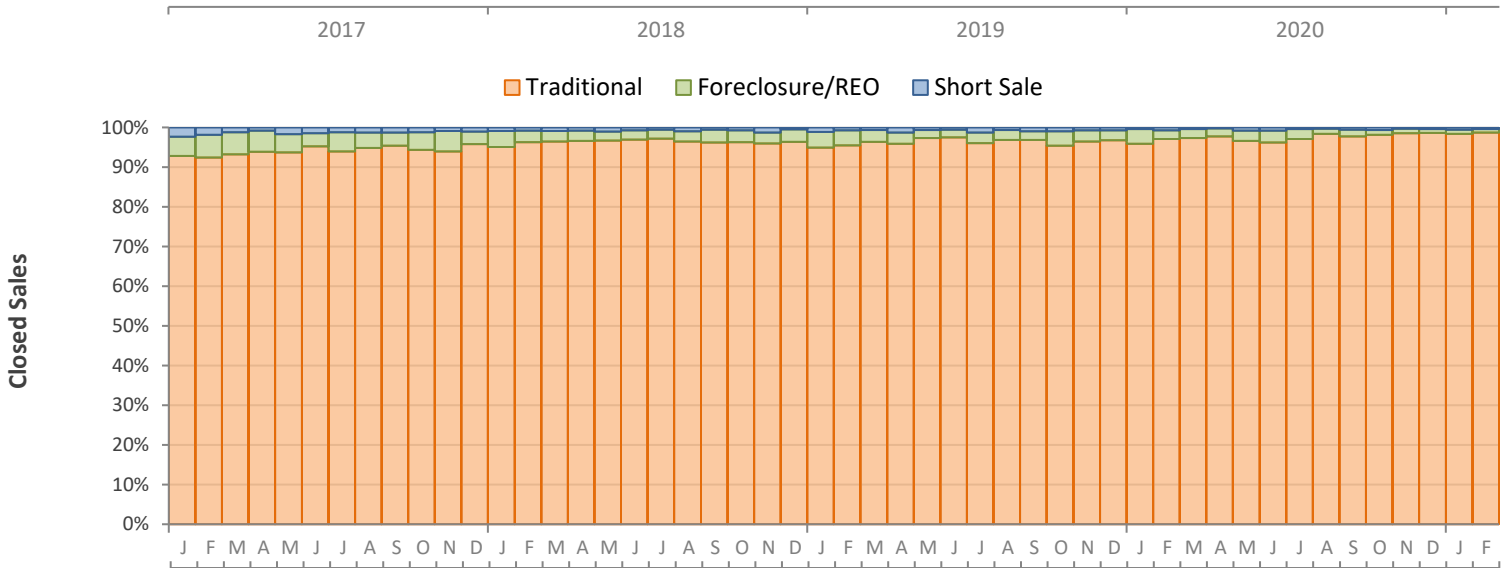
Monthly Distressed Market - February 2021

Single Family Homes

Palm Beach County



		February 2021	February 2020	Percent Change Year-over-Year
Traditional	Closed Sales	1,195	1,197	-0.2%
	Median Sale Price	\$452,500	\$370,000	22.3%
Foreclosure/REO	Closed Sales	11	27	-59.3%
	Median Sale Price	\$320,000	\$267,750	19.5%
Short Sale	Closed Sales	5	9	-44.4%
	Median Sale Price	\$275,000	\$285,000	-3.5%



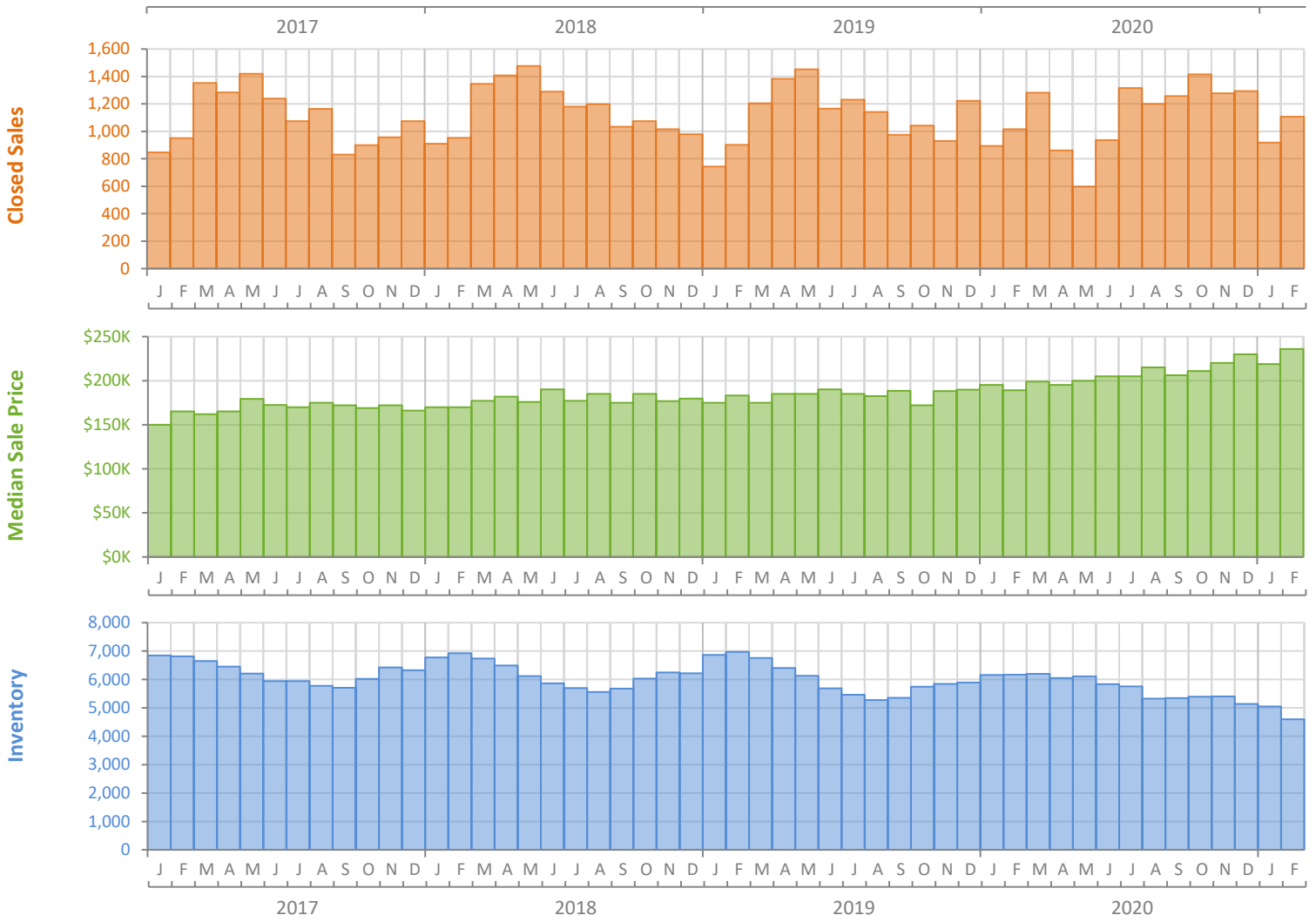
Monthly Market Summary - February 2021

Townhouses and Condos

Palm Beach County



	February 2021	February 2020	Percent Change Year-over-Year
Closed Sales	1,107	1,015	9.1%
Paid in Cash	645	634	1.7%
Median Sale Price	\$236,000	\$189,000	24.9%
Average Sale Price	\$435,929	\$332,494	31.1%
Dollar Volume	\$482.6 Million	\$337.5 Million	43.0%
Med. Pct. of Orig. List Price Received	95.3%	93.7%	1.7%
Median Time to Contract	40 Days	59 Days	-32.2%
Median Time to Sale	82 Days	97 Days	-15.5%
New Pending Sales	1,841	1,563	17.8%
New Listings	1,788	1,838	-2.7%
Pending Inventory	3,595	2,409	49.2%
Inventory (Active Listings)	4,600	6,170	-25.4%
Months Supply of Inventory	4.1	5.4	-24.1%



Monthly Distressed Market - February 2021

Townhouses and Condos

Palm Beach County



		February 2021	February 2020	Percent Change Year-over-Year
Traditional	Closed Sales	1,091	987	10.5%
	Median Sale Price	\$238,000	\$190,000	25.3%
Foreclosure/REO	Closed Sales	15	27	-44.4%
	Median Sale Price	\$137,000	\$128,100	6.9%
Short Sale	Closed Sales	1	1	0.0%
	Median Sale Price	\$80,750	\$235,000	-65.6%

