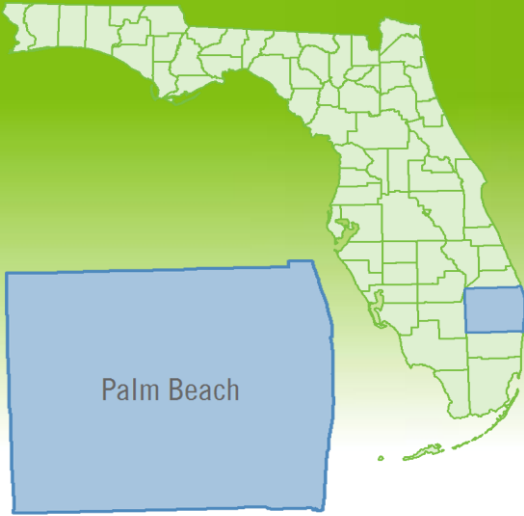


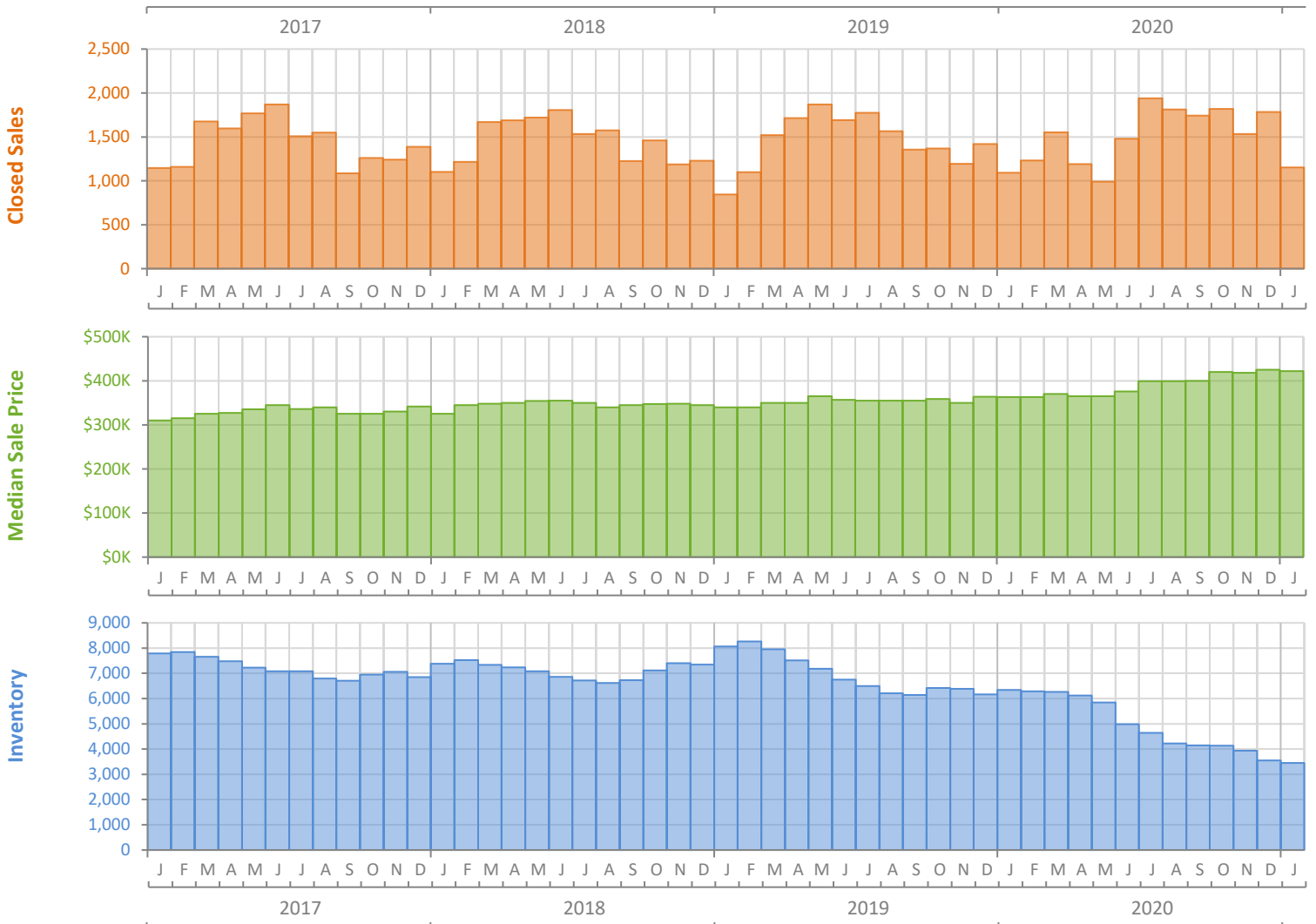
Monthly Market Summary - January 2021

Single Family Homes

Palm Beach County



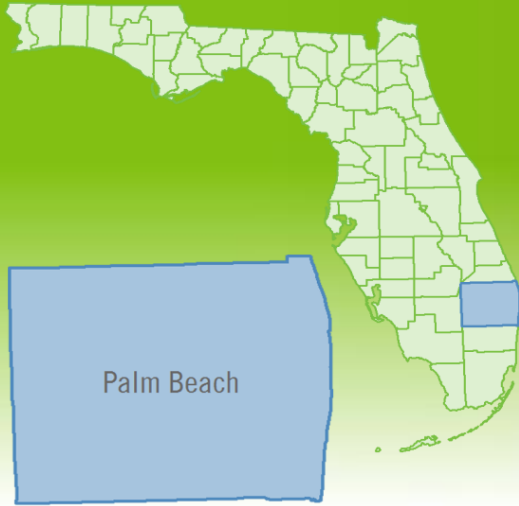
	January 2021	January 2020	Percent Change Year-over-Year
Closed Sales	1,154	1,094	5.5%
Paid in Cash	414	409	1.2%
Median Sale Price	\$422,000	\$363,000	16.3%
Average Sale Price	\$849,145	\$609,770	39.3%
Dollar Volume	\$979.9 Million	\$667.1 Million	46.9%
Med. Pct. of Orig. List Price Received	96.7%	94.8%	2.0%
Median Time to Contract	27 Days	52 Days	-48.1%
Median Time to Sale	72 Days	97 Days	-25.8%
New Pending Sales	1,777	1,717	3.5%
New Listings	1,853	2,137	-13.3%
Pending Inventory	3,376	2,443	38.2%
Inventory (Active Listings)	3,446	6,347	-45.7%
Months Supply of Inventory	2.3	4.3	-46.5%



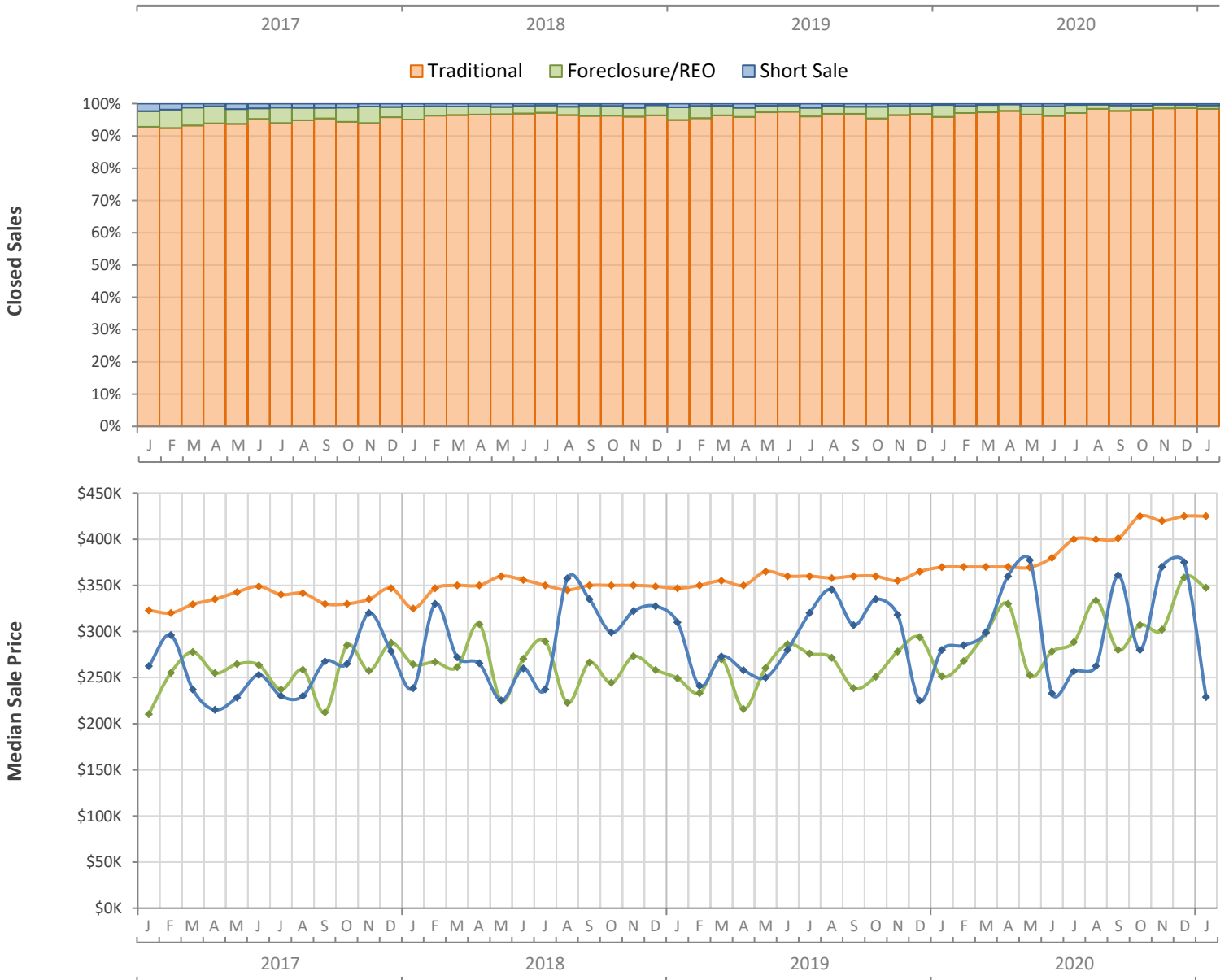
Monthly Distressed Market - January 2021

Single Family Homes

Palm Beach County



		January 2021	January 2020	Percent Change Year-over-Year
Traditional	Closed Sales	1,135	1,049	8.2%
	Median Sale Price	\$425,000	\$369,750	14.9%
Foreclosure/REO	Closed Sales	12	40	-70.0%
	Median Sale Price	\$347,313	\$251,500	38.1%
Short Sale	Closed Sales	7	5	40.0%
	Median Sale Price	\$229,000	\$280,000	-18.2%



Produced by Florida REALTORS® with data provided by Florida's multiple listing services. Statistics for each month compiled from MLS feeds on the 15th day of the following month. Data released on Friday, February 19, 2021. Next data release is Monday, March 22, 2021.

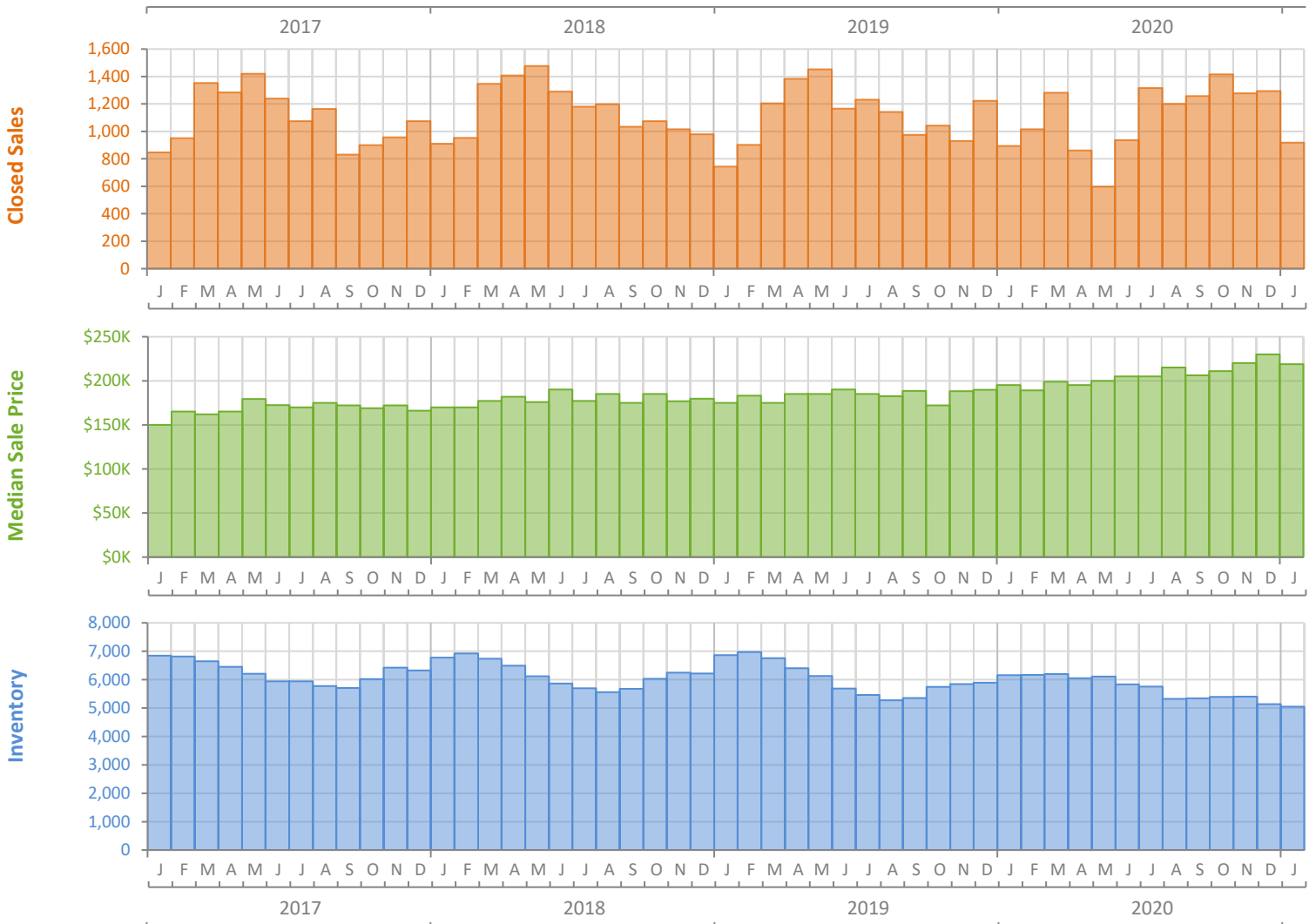
Monthly Market Summary - January 2021

Townhouses and Condos

Palm Beach County



	January 2021	January 2020	Percent Change Year-over-Year
Closed Sales	919	895	2.7%
Paid in Cash	511	520	-1.7%
Median Sale Price	\$218,900	\$195,000	12.3%
Average Sale Price	\$388,033	\$332,928	16.6%
Dollar Volume	\$356.6 Million	\$298.0 Million	19.7%
Med. Pct. of Orig. List Price Received	95.4%	93.8%	1.7%
Median Time to Contract	42 Days	50 Days	-16.0%
Median Time to Sale	85 Days	91 Days	-6.6%
New Pending Sales	1,643	1,441	14.0%
New Listings	1,823	2,055	-11.3%
Pending Inventory	2,877	1,985	44.9%
Inventory (Active Listings)	5,045	6,162	-18.1%
Months Supply of Inventory	4.5	5.5	-18.2%



Monthly Distressed Market - January 2021

Townhouses and Condos

Palm Beach County



		January 2021	January 2020	Percent Change Year-over-Year
Traditional	Closed Sales	905	879	3.0%
	Median Sale Price	\$219,750	\$196,000	12.1%
Foreclosure/REO	Closed Sales	12	13	-7.7%
	Median Sale Price	\$181,000	\$137,228	31.9%
Short Sale	Closed Sales	2	3	-33.3%
	Median Sale Price	\$137,500	\$186,000	-26.1%

