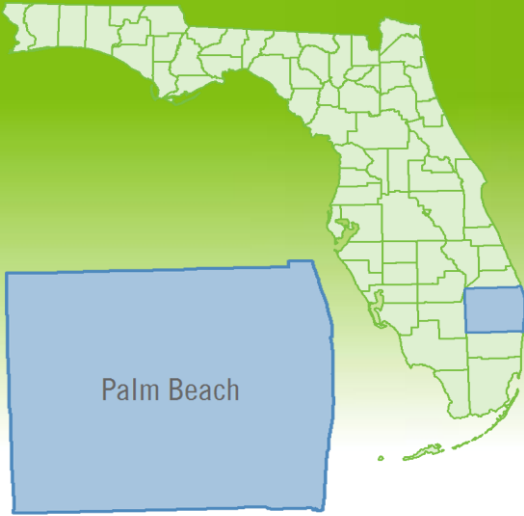


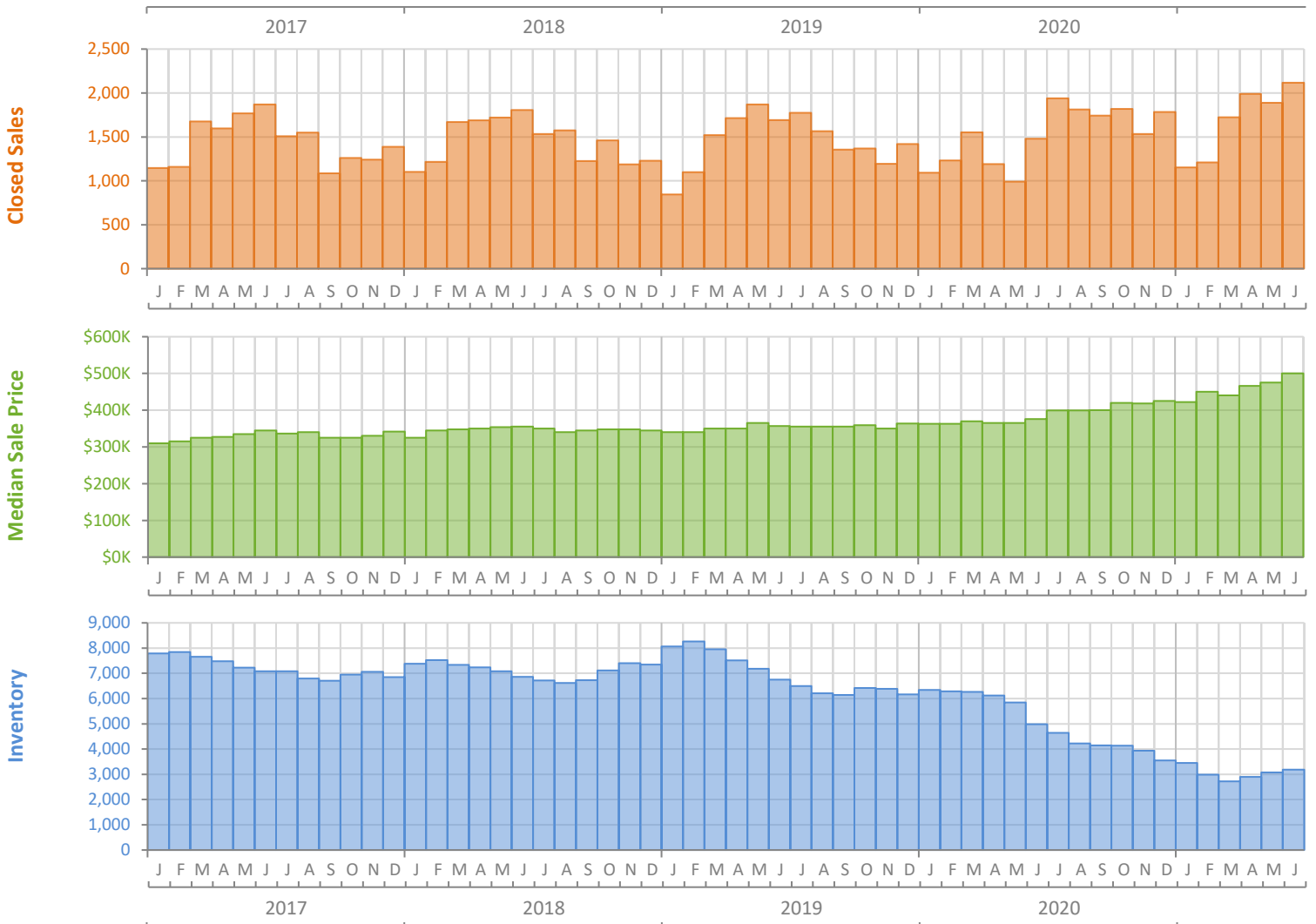
Monthly Market Summary - June 2021

Single-Family Homes

Palm Beach County



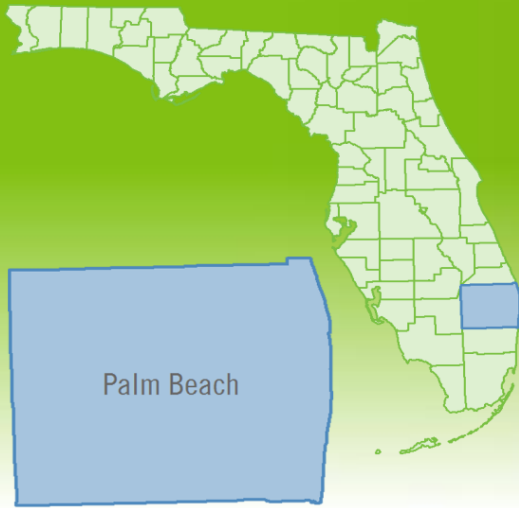
	June 2021	June 2020	Percent Change Year-over-Year
Closed Sales	2,117	1,478	43.2%
Paid in Cash	934	436	114.2%
Median Sale Price	\$500,000	\$376,000	33.0%
Average Sale Price	\$1,031,919	\$673,758	53.2%
Dollar Volume	\$2.2 Billion	\$995.8 Million	119.4%
Med. Pct. of Orig. List Price Received	100.0%	95.0%	5.3%
Median Time to Contract	11 Days	56 Days	-80.4%
Median Time to Sale	61 Days	102 Days	-40.2%
New Pending Sales	1,108	2,287	-51.6%
New Listings	2,043	1,846	10.7%
Pending Inventory	2,180	3,291	-33.8%
Inventory (Active Listings)	3,185	4,989	-36.2%
Months Supply of Inventory	1.8	3.7	-51.4%



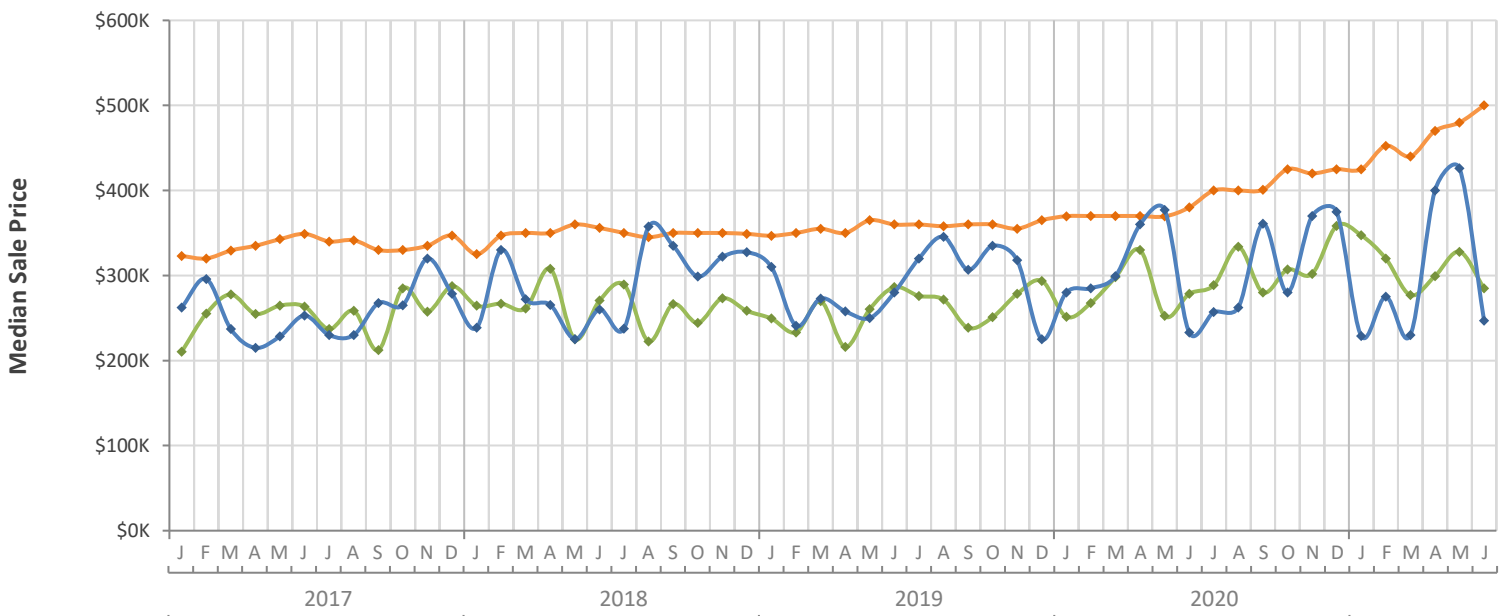
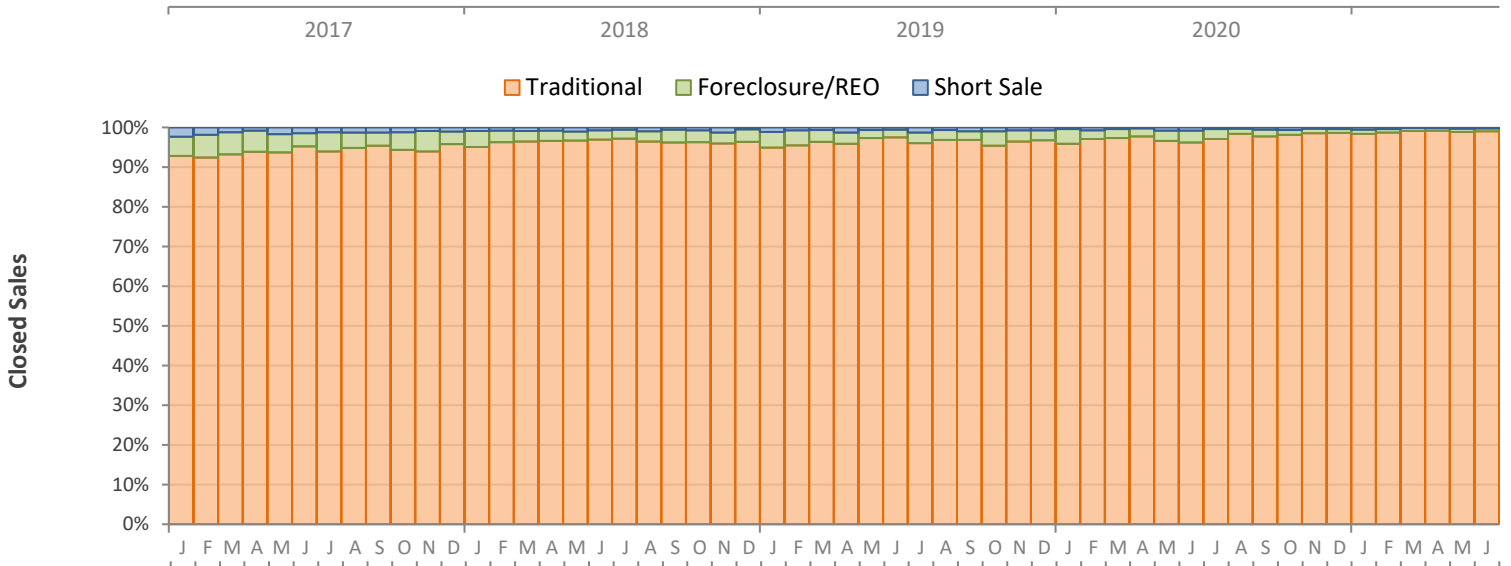
Monthly Distressed Market - June 2021

Single-Family Homes

Palm Beach County



		June 2021	June 2020	Percent Change Year-over-Year
Traditional	Closed Sales	2,097	1,422	47.5%
	Median Sale Price	\$500,000	\$380,000	31.6%
Foreclosure/REO	Closed Sales	15	44	-65.9%
	Median Sale Price	\$285,000	\$278,444	2.4%
Short Sale	Closed Sales	5	12	-58.3%
	Median Sale Price	\$247,000	\$233,000	6.0%



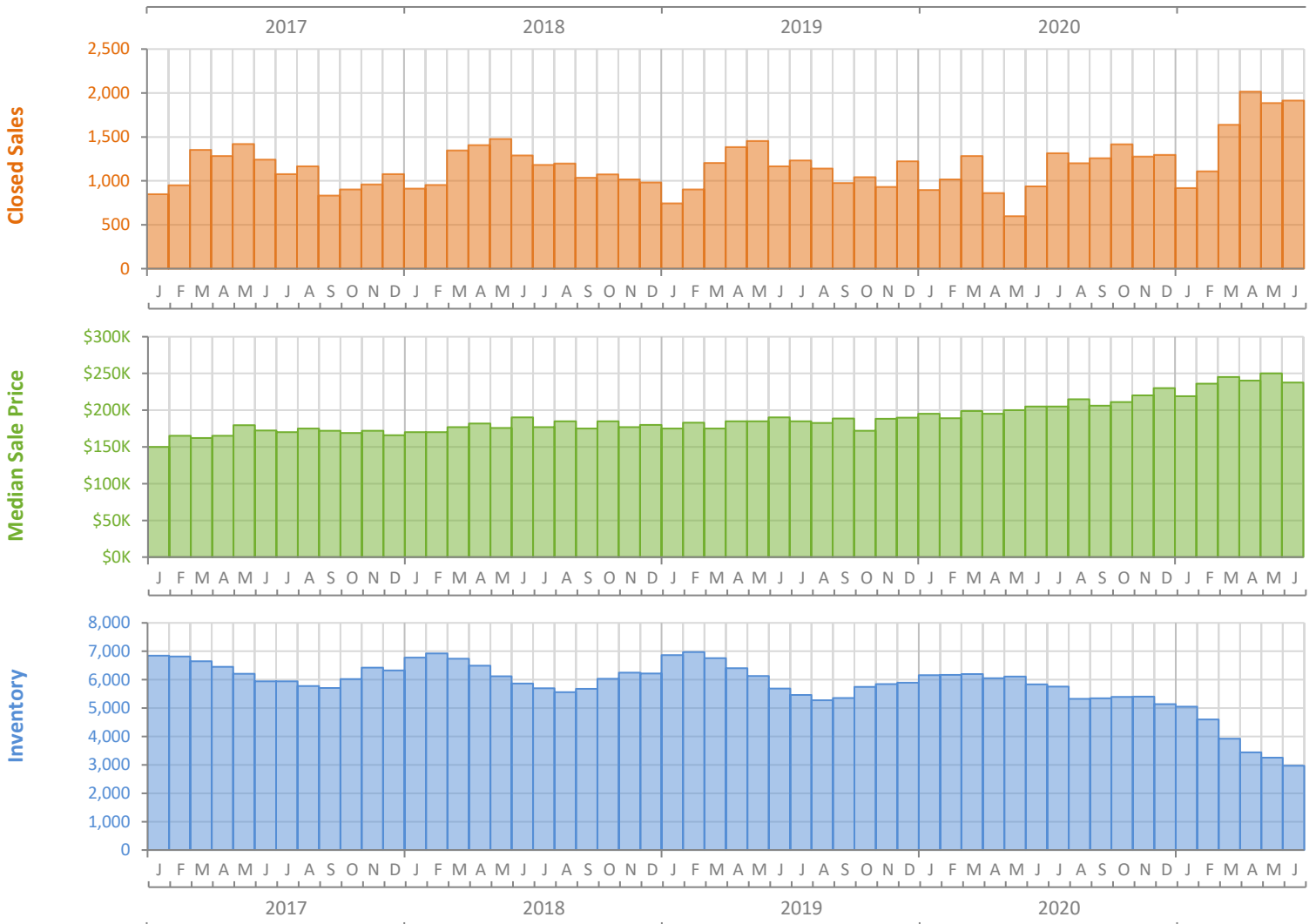
Monthly Market Summary - June 2021

Townhouses and Condos

Palm Beach County



	June 2021	June 2020	Percent Change Year-over-Year
Closed Sales	1,913	937	104.2%
Paid in Cash	1,188	473	151.2%
Median Sale Price	\$237,500	\$205,000	15.9%
Average Sale Price	\$409,595	\$304,657	34.4%
Dollar Volume	\$783.6 Million	\$285.5 Million	174.5%
Med. Pct. of Orig. List Price Received	97.6%	94.1%	3.7%
Median Time to Contract	19 Days	67 Days	-71.6%
Median Time to Sale	64 Days	107 Days	-40.2%
New Pending Sales	1,147	1,486	-22.8%
New Listings	1,592	1,670	-4.7%
Pending Inventory	2,054	2,170	-5.3%
Inventory (Active Listings)	2,966	5,832	-49.1%
Months Supply of Inventory	2.1	5.8	-63.8%



Monthly Distressed Market - June 2021

Townhouses and Condos

Palm Beach County



		June 2021	June 2020	Percent Change Year-over-Year
Traditional	Closed Sales	1,900	918	107.0%
	Median Sale Price	\$238,000	\$206,000	15.5%
Foreclosure/REO	Closed Sales	11	18	-38.9%
	Median Sale Price	\$124,000	\$139,125	-10.9%
Short Sale	Closed Sales	2	1	100.0%
	Median Sale Price	\$104,950	\$145,000	-27.6%

