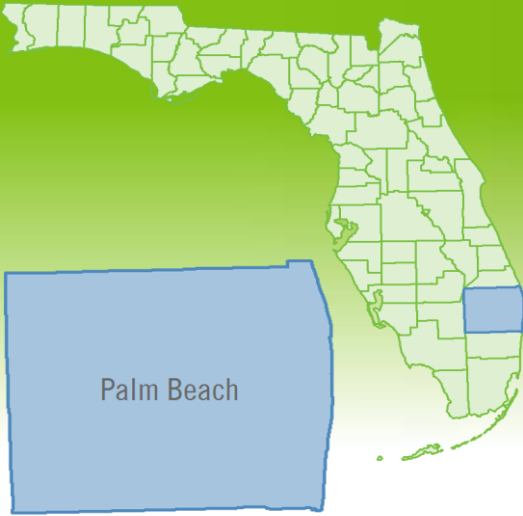


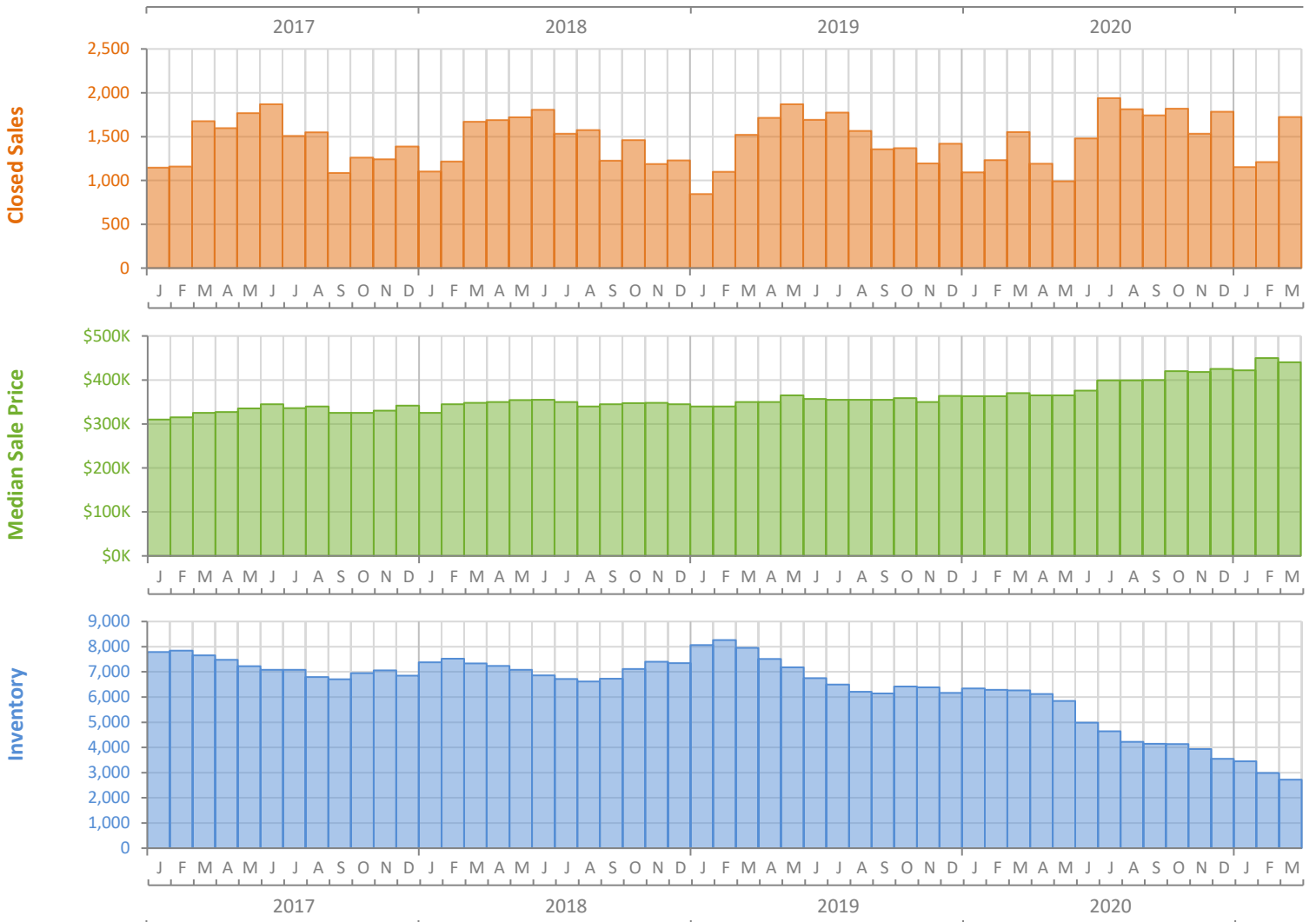
Monthly Market Summary - March 2021

Single Family Homes

Palm Beach County



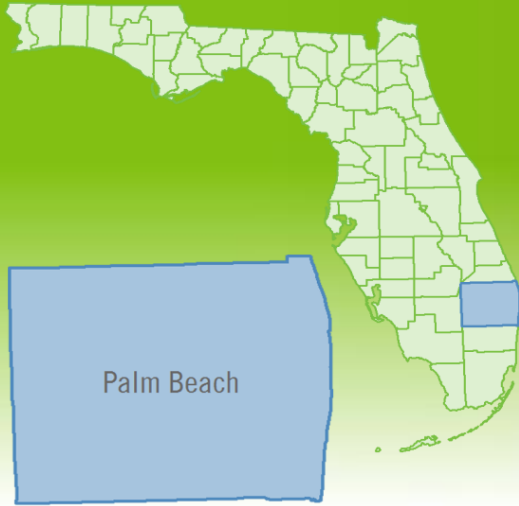
	March 2021	March 2020	Percent Change Year-over-Year
Closed Sales	1,723	1,554	10.9%
Paid in Cash	675	510	32.4%
Median Sale Price	\$440,000	\$370,000	18.9%
Average Sale Price	\$1,045,598	\$611,000	71.1%
Dollar Volume	\$1.8 Billion	\$949.5 Million	89.7%
Med. Pct. of Orig. List Price Received	97.6%	95.4%	2.3%
Median Time to Contract	18 Days	44 Days	-59.1%
Median Time to Sale	63 Days	88 Days	-28.4%
New Pending Sales	2,142	1,350	58.7%
New Listings	2,144	1,908	12.4%
Pending Inventory	4,558	2,511	81.5%
Inventory (Active Listings)	2,718	6,265	-56.6%
Months Supply of Inventory	1.8	4.2	-57.1%



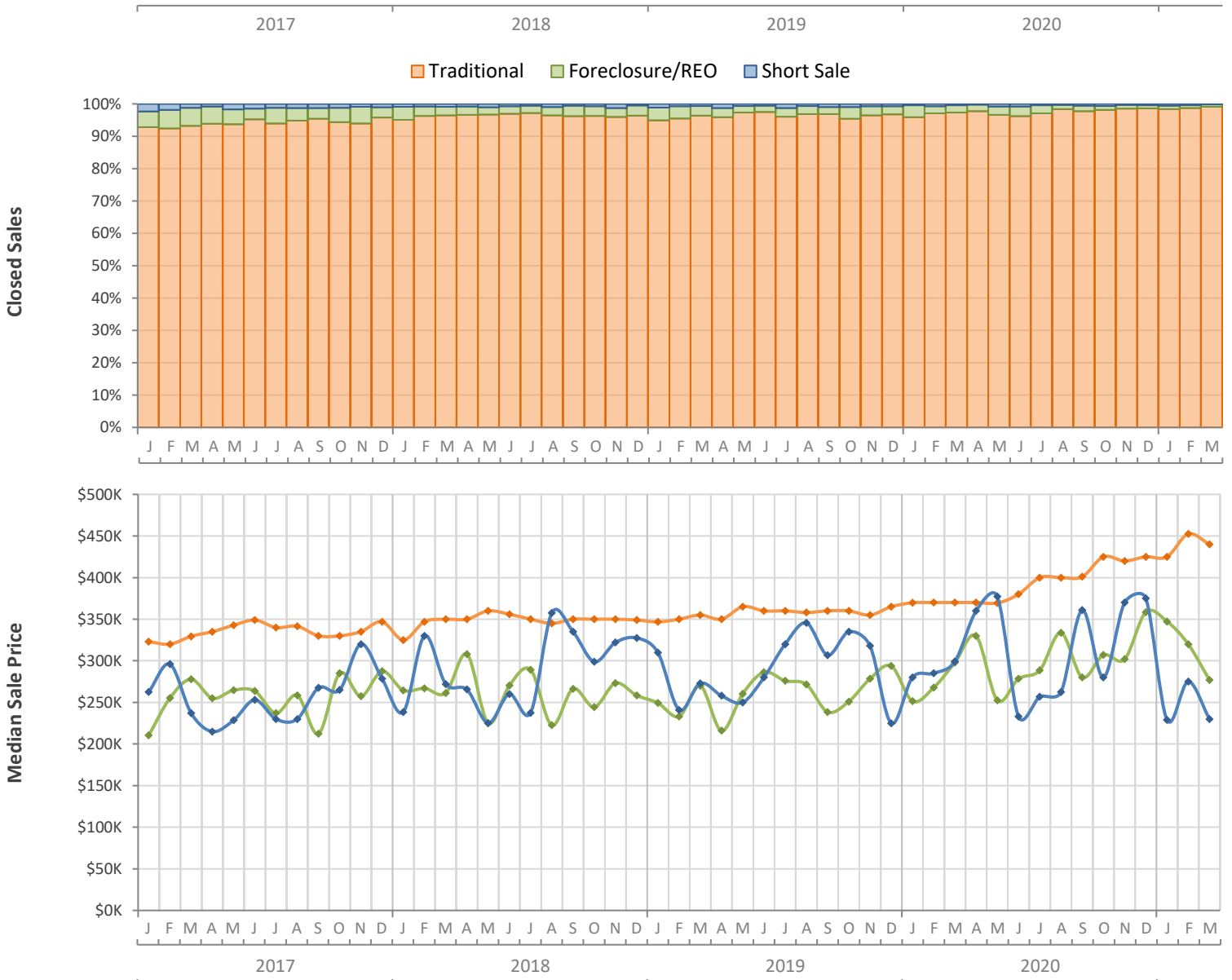
Monthly Distressed Market - March 2021

Single Family Homes

Palm Beach County



		March 2021	March 2020	Percent Change Year-over-Year
Traditional	Closed Sales	1,708	1,513	12.9%
	Median Sale Price	\$440,000	\$370,000	18.9%
Foreclosure/REO	Closed Sales	12	34	-64.7%
	Median Sale Price	\$276,950	\$297,975	-7.1%
Short Sale	Closed Sales	3	7	-57.1%
	Median Sale Price	\$230,000	\$299,250	-23.1%



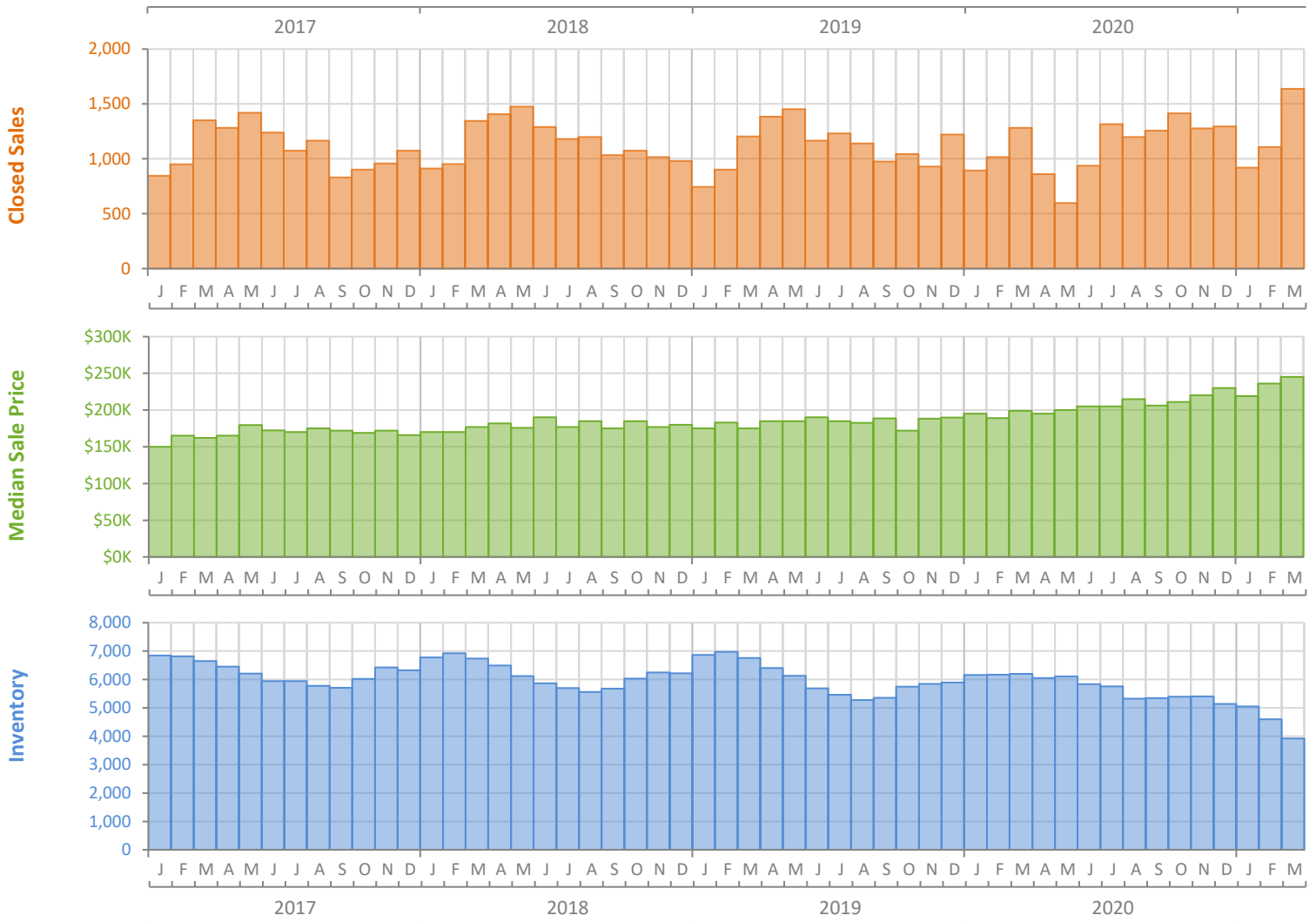
Monthly Market Summary - March 2021

Townhouses and Condos

Palm Beach County



	March 2021	March 2020	Percent Change Year-over-Year
Closed Sales	1,639	1,282	27.8%
Paid in Cash	978	733	33.4%
Median Sale Price	\$245,000	\$199,000	23.1%
Average Sale Price	\$418,611	\$355,747	17.7%
Dollar Volume	\$686.1 Million	\$456.1 Million	50.4%
Med. Pct. of Orig. List Price Received	95.5%	94.4%	1.2%
Median Time to Contract	36 Days	48 Days	-25.0%
Median Time to Sale	76 Days	89 Days	-14.6%
New Pending Sales	2,197	993	121.2%
New Listings	1,921	1,565	22.7%
Pending Inventory	4,182	1,892	121.0%
Inventory (Active Listings)	3,921	6,201	-36.8%
Months Supply of Inventory	3.4	5.4	-37.0%



Monthly Distressed Market - March 2021

Townhouses and Condos

Palm Beach County



		March 2021	March 2020	Percent Change Year-over-Year
Traditional	Closed Sales	1,622	1,264	28.3%
	Median Sale Price	\$245,000	\$200,000	22.5%
Foreclosure/REO	Closed Sales	16	15	6.7%
	Median Sale Price	\$187,000	\$165,500	13.0%
Short Sale	Closed Sales	1	3	-66.7%
	Median Sale Price	\$222,000	\$155,000	43.2%

