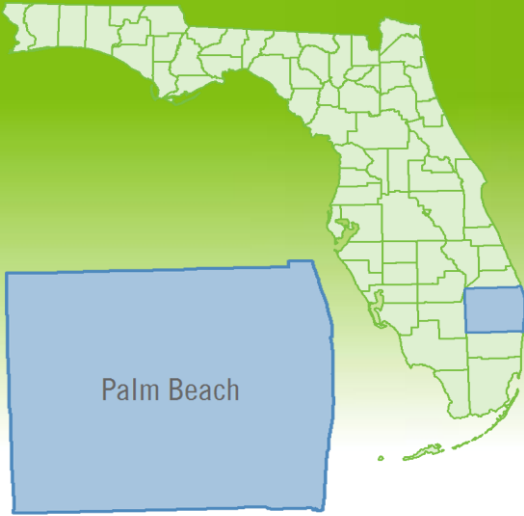


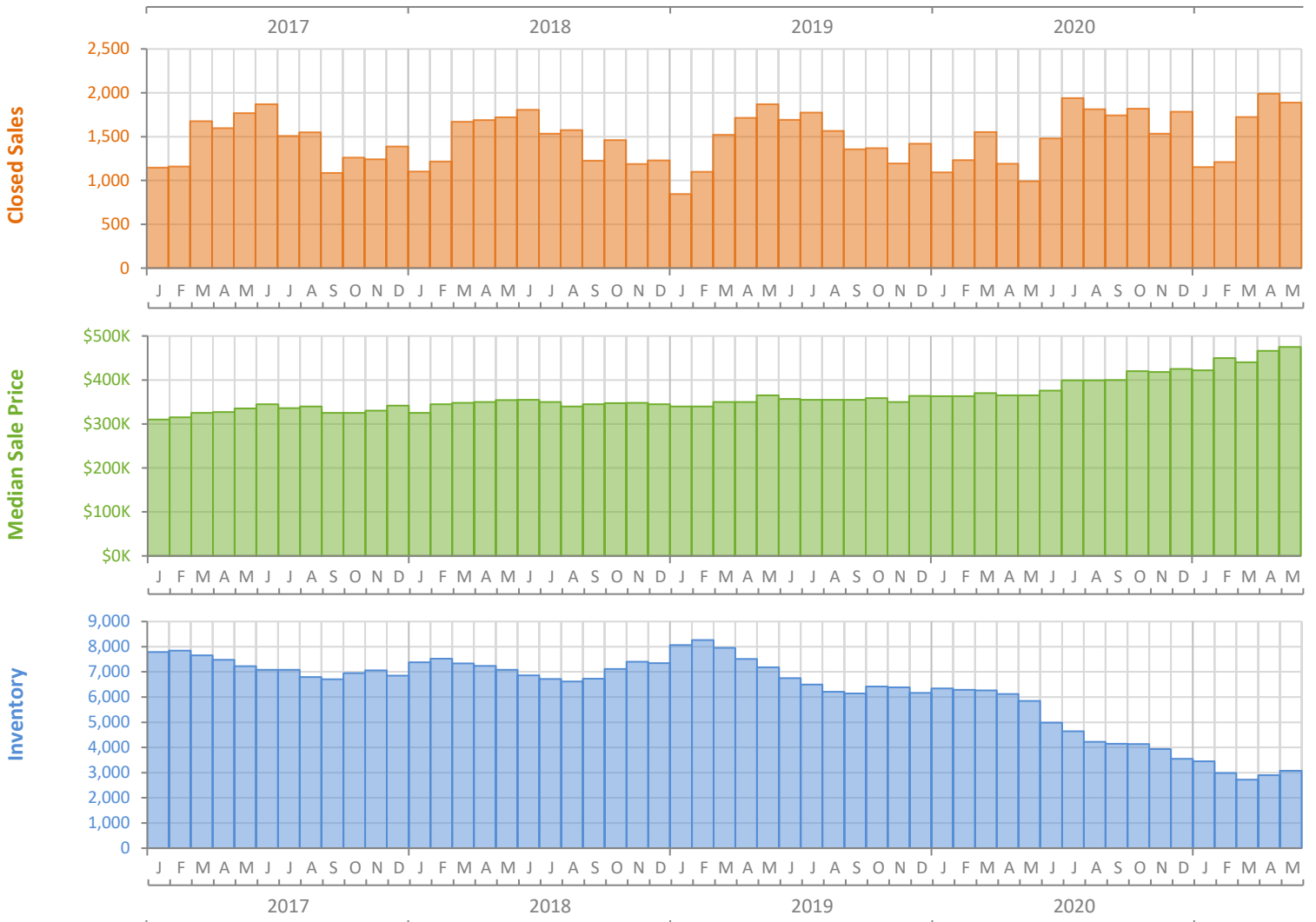
Monthly Market Summary - May 2021

Single-Family Homes

Palm Beach County



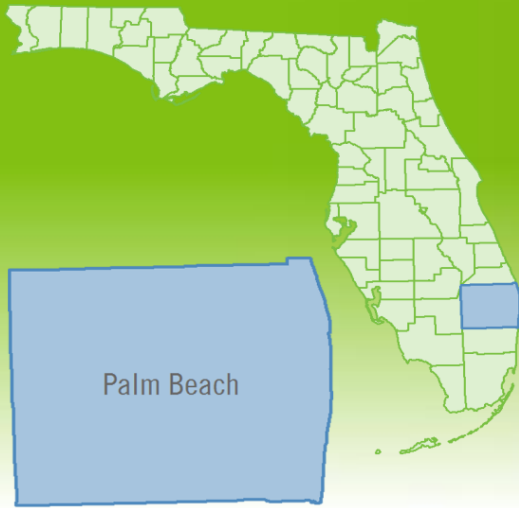
	May 2021	May 2020	Percent Change Year-over-Year
Closed Sales	1,890	991	90.7%
Paid in Cash	835	315	165.1%
Median Sale Price	\$475,000	\$365,000	30.1%
Average Sale Price	\$983,654	\$655,752	50.0%
Dollar Volume	\$1.9 Billion	\$649.9 Million	186.1%
Med. Pct. of Orig. List Price Received	99.5%	95.0%	4.7%
Median Time to Contract	11 Days	37 Days	-70.3%
Median Time to Sale	58 Days	84 Days	-31.0%
New Pending Sales	1,308	1,698	-23.0%
New Listings	2,069	1,931	7.1%
Pending Inventory	2,734	2,619	4.4%
Inventory (Active Listings)	3,075	5,850	-47.4%
Months Supply of Inventory	1.8	4.3	-58.1%



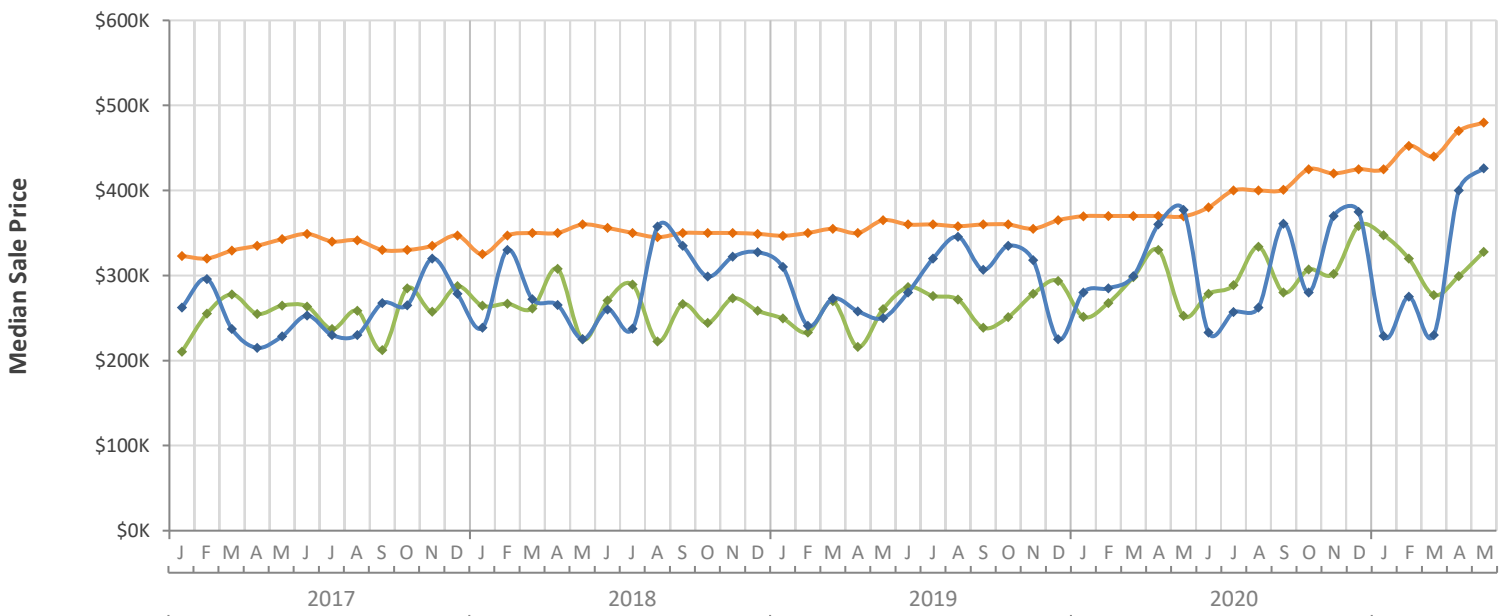
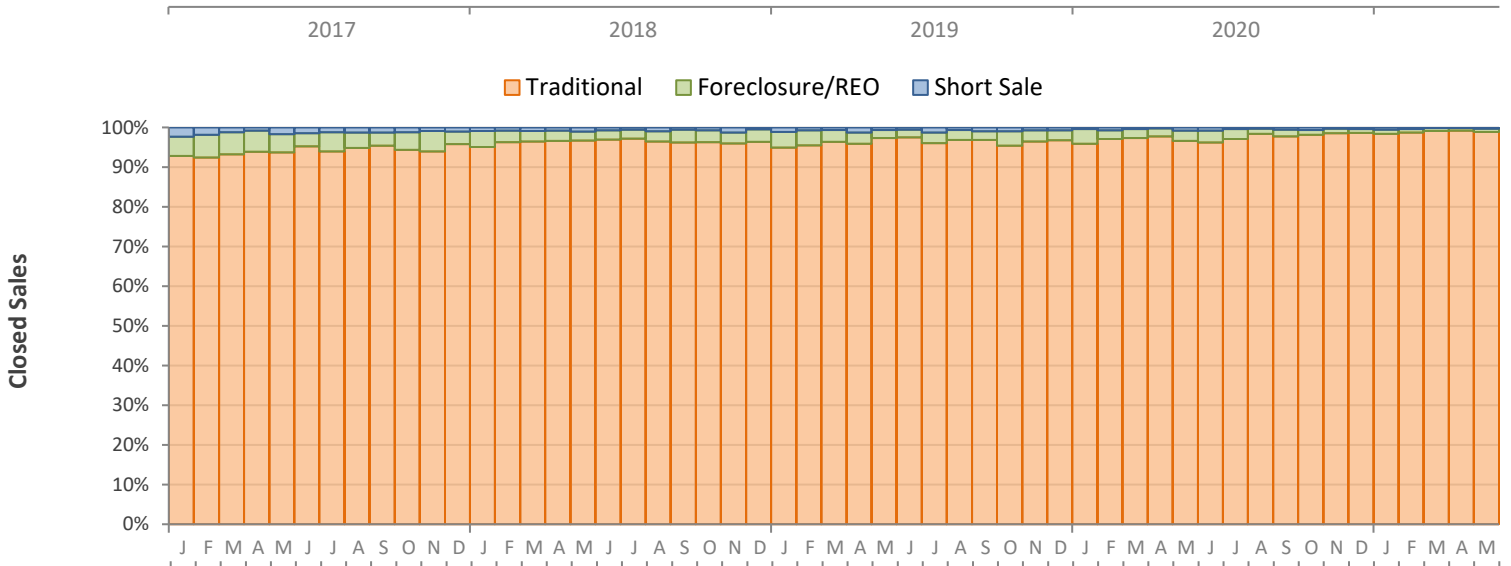
Monthly Distressed Market - May 2021

Single-Family Homes

Palm Beach County



		May 2021	May 2020	Percent Change Year-over-Year
Traditional	Closed Sales	1,869	957	95.3%
	Median Sale Price	\$479,900	\$369,450	29.9%
Foreclosure/REO	Closed Sales	15	26	-42.3%
	Median Sale Price	\$328,000	\$252,500	29.9%
Short Sale	Closed Sales	6	8	-25.0%
	Median Sale Price	\$425,950	\$377,250	12.9%



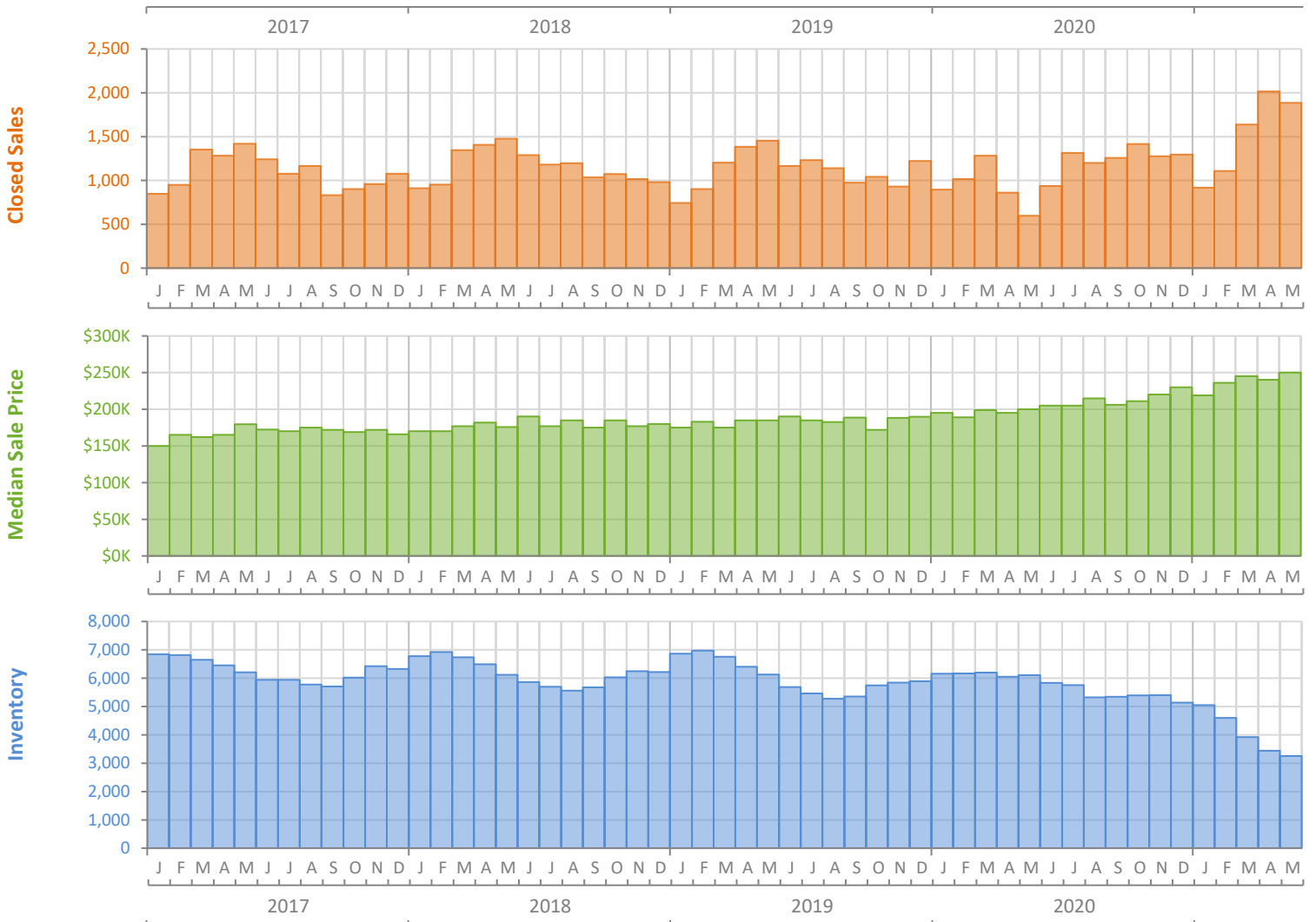
Monthly Market Summary - May 2021

Townhouses and Condos

Palm Beach County



	May 2021	May 2020	Percent Change Year-over-Year
Closed Sales	1,887	597	216.1%
Paid in Cash	1,175	318	269.5%
Median Sale Price	\$250,000	\$200,000	25.0%
Average Sale Price	\$481,771	\$343,898	40.1%
Dollar Volume	\$909.1 Million	\$205.3 Million	342.8%
Med. Pct. of Orig. List Price Received	96.8%	92.5%	4.6%
Median Time to Contract	22 Days	52 Days	-57.7%
Median Time to Sale	67 Days	94 Days	-28.7%
New Pending Sales	1,396	1,104	26.4%
New Listings	1,791	1,716	4.4%
Pending Inventory	2,495	1,762	41.6%
Inventory (Active Listings)	3,251	6,109	-46.8%
Months Supply of Inventory	2.4	5.9	-59.3%



Monthly Distressed Market - May 2021

Townhouses and Condos

Palm Beach County



		May 2021	May 2020	Percent Change Year-over-Year
Traditional	Closed Sales	1,877	575	226.4%
	Median Sale Price	\$250,000	\$205,000	22.0%
Foreclosure/REO	Closed Sales	9	20	-55.0%
	Median Sale Price	\$133,500	\$147,200	-9.3%
Short Sale	Closed Sales	1	2	-50.0%
	Median Sale Price	\$262,000	\$254,000	3.1%

