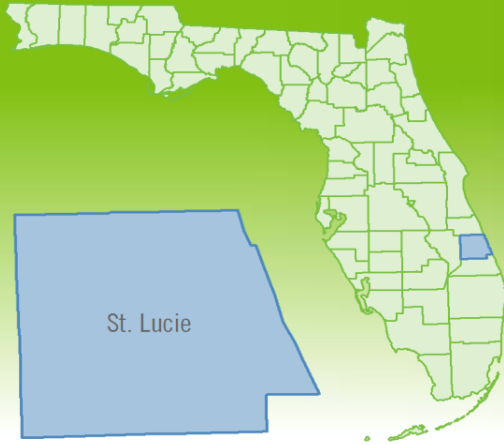


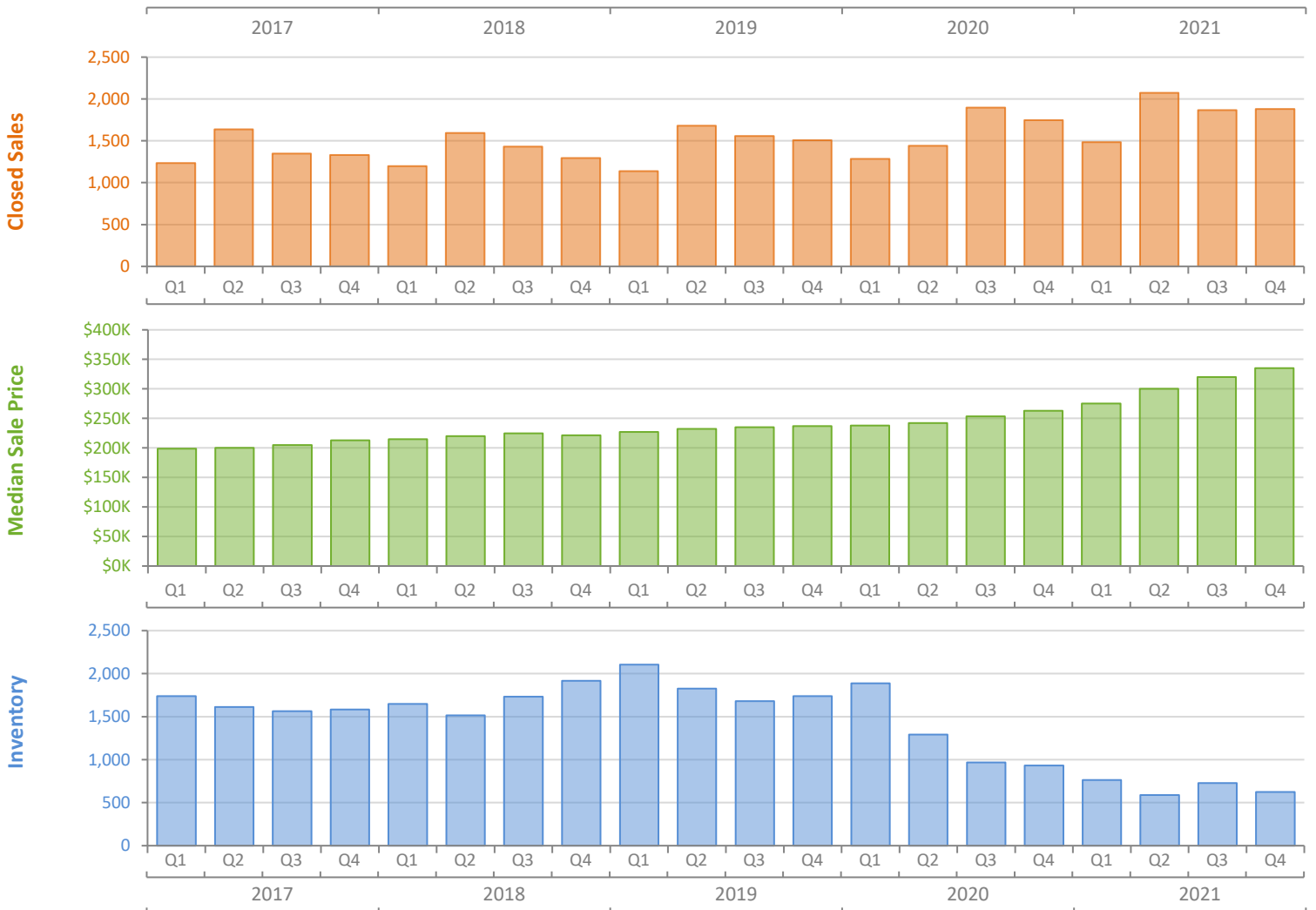
# Quarterly Market Summary - Q4 2021

## Single-Family Homes

### St. Lucie County



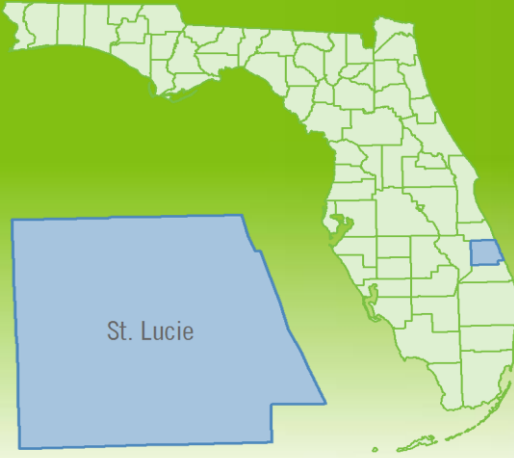
	Q4 2021	Q4 2020	Percent Change Year-over-Year
Closed Sales	1,879	1,748	7.5%
Paid in Cash	471	358	31.6%
Median Sale Price	\$335,000	\$262,835	27.5%
Average Sale Price	\$372,469	\$285,837	30.3%
Dollar Volume	\$699.9 Million	\$499.6 Million	40.1%
Med. Pct. of Orig. List Price Received	100.0%	99.0%	1.0%
Median Time to Contract	10 Days	16 Days	-37.5%
Median Time to Sale	55 Days	66 Days	-16.7%
New Pending Sales	1,965	1,846	6.4%
New Listings	1,954	1,831	6.7%
Pending Inventory	1,219	1,214	0.4%
Inventory (Active Listings)	625	932	-32.9%
Months Supply of Inventory	1.0	1.8	-44.4%



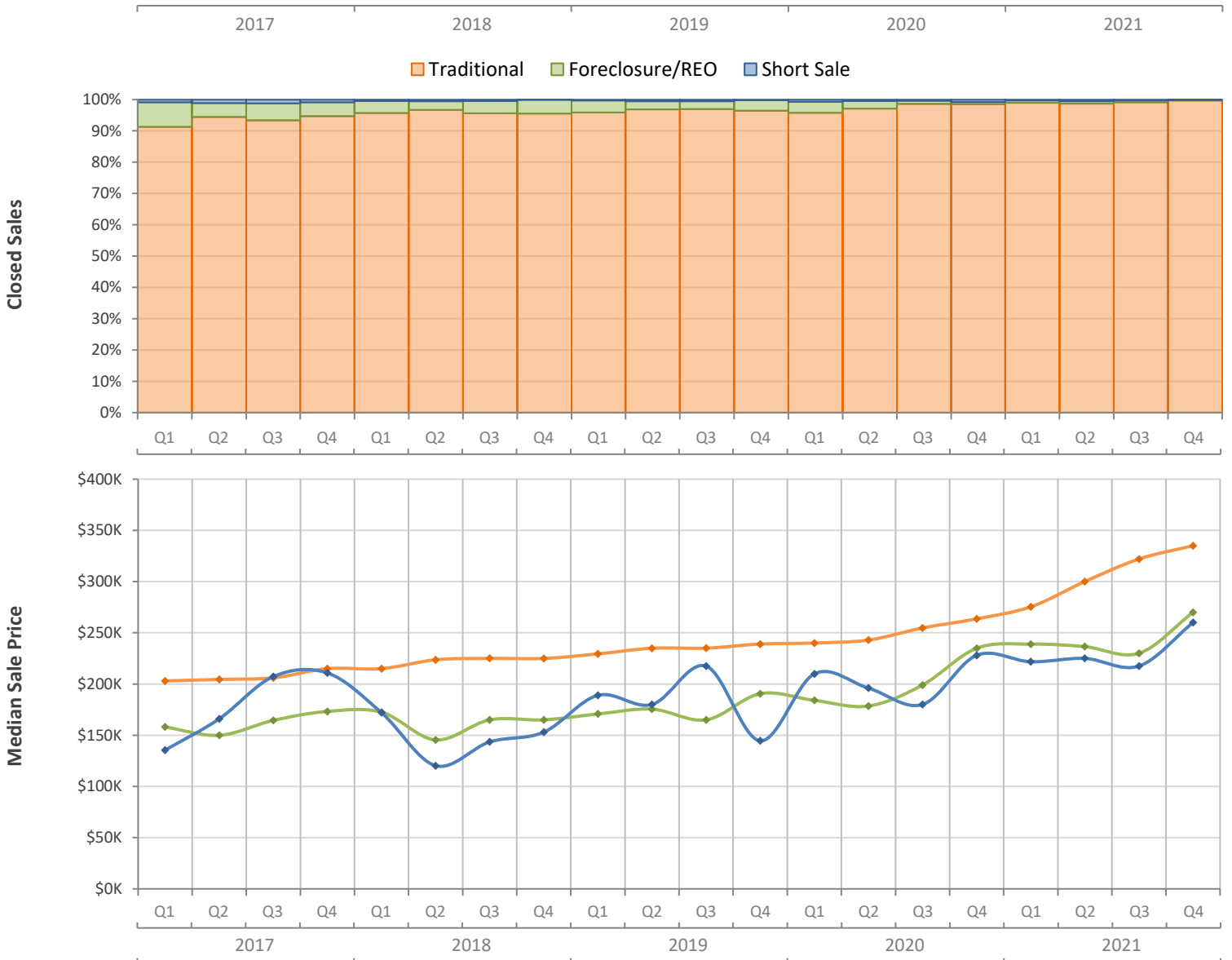
# Quarterly Distressed Market - Q4 2021

## Single-Family Homes

### St. Lucie County



		Q4 2021	Q4 2020	Percent Change Year-over-Year
Traditional	Closed Sales	1,873	1,723	8.7%
	Median Sale Price	\$335,000	\$263,585	27.1%
Foreclosure/REO	Closed Sales	3	11	-72.7%
	Median Sale Price	\$270,000	\$234,900	14.9%
Short Sale	Closed Sales	3	14	-78.6%
	Median Sale Price	\$260,000	\$228,000	14.0%



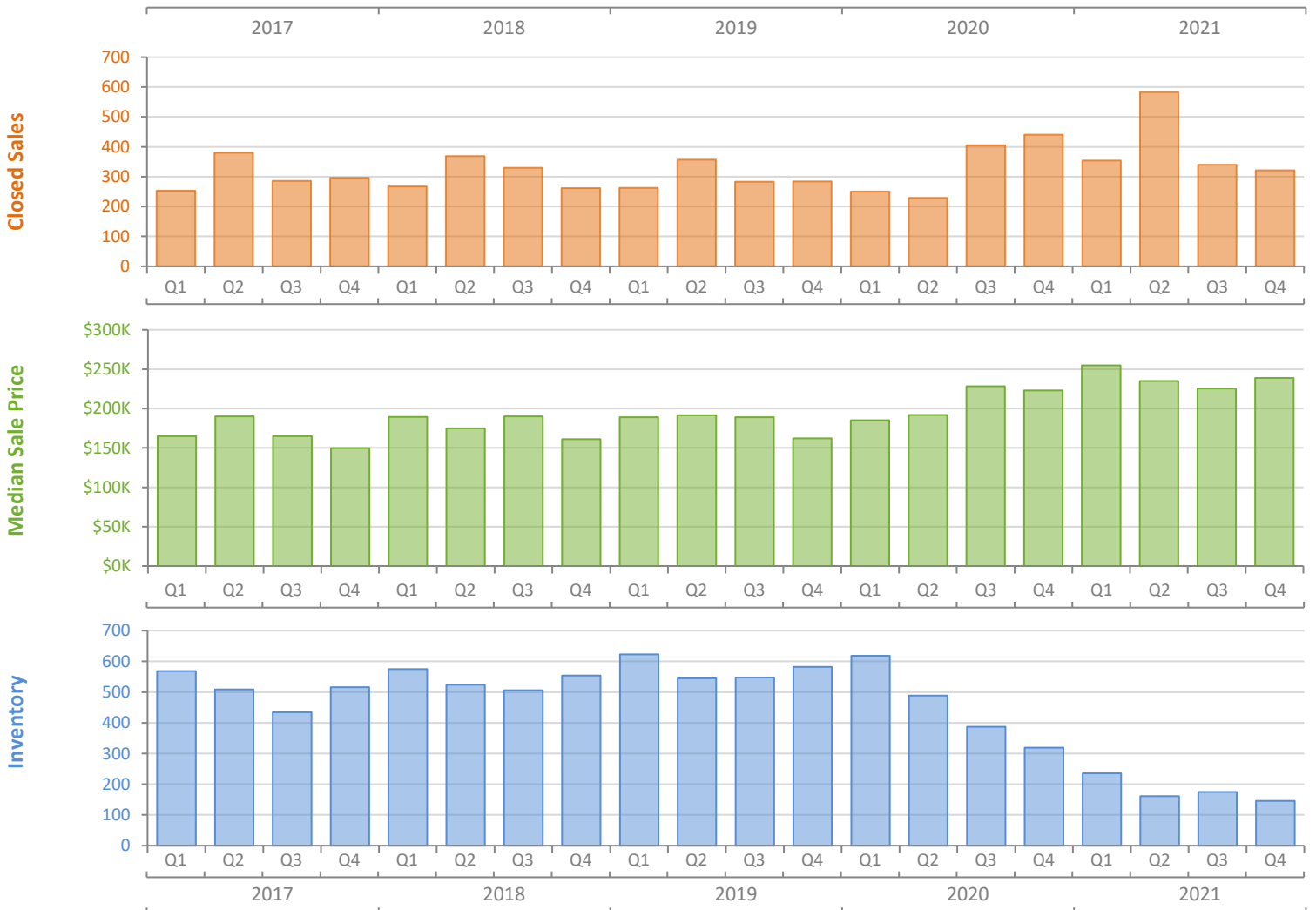
# Quarterly Market Summary - Q4 2021

## Townhouses and Condos

### St. Lucie County



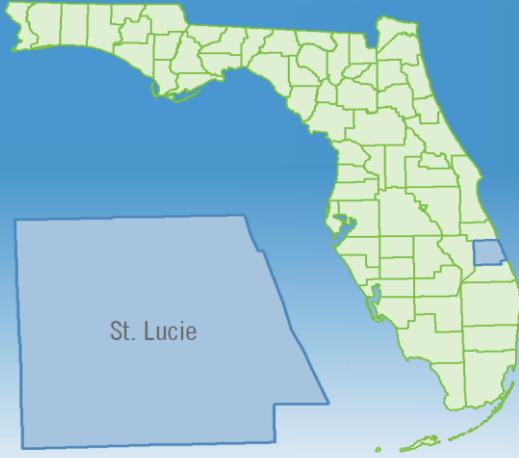
	Q4 2021	Q4 2020	Percent Change Year-over-Year
Closed Sales	321	441	-27.2%
Paid in Cash	171	213	-19.7%
Median Sale Price	\$239,000	\$223,000	7.2%
Average Sale Price	\$310,944	\$265,282	17.2%
Dollar Volume	\$99.8 Million	\$117.0 Million	-14.7%
Med. Pct. of Orig. List Price Received	98.4%	96.0%	2.5%
Median Time to Contract	11 Days	41 Days	-73.2%
Median Time to Sale	52 Days	83 Days	-37.3%
New Pending Sales	324	421	-23.0%
New Listings	326	385	-15.3%
Pending Inventory	133	181	-26.5%
Inventory (Active Listings)	146	319	-54.2%
Months Supply of Inventory	1.1	2.9	-62.1%



# Quarterly Distressed Market - Q4 2021

## Townhouses and Condos

### St. Lucie County



		Q4 2021	Q4 2020	Percent Change Year-over-Year
Traditional	Closed Sales	319	438	-27.2%
	Median Sale Price	\$240,000	\$225,000	6.7%
Foreclosure/REO	Closed Sales	2	2	0.0%
	Median Sale Price	\$147,003	\$149,900	-1.9%
Short Sale	Closed Sales	0	1	-100.0%
	Median Sale Price	(No Sales)	\$133,500	N/A

