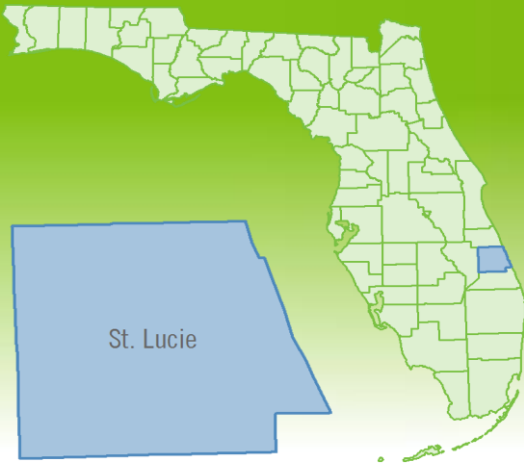


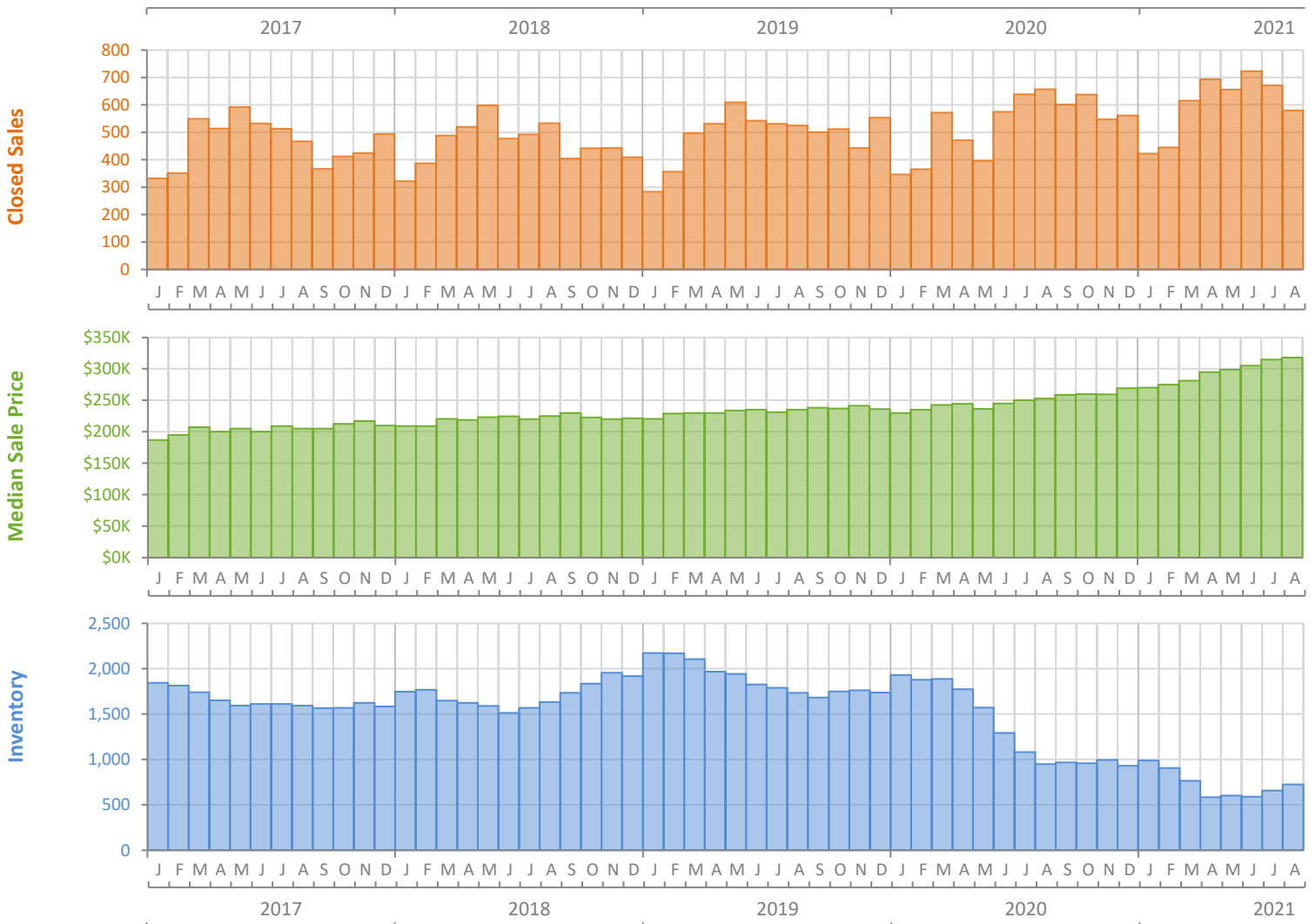
Monthly Market Summary - August 2021

Single-Family Homes

St. Lucie County



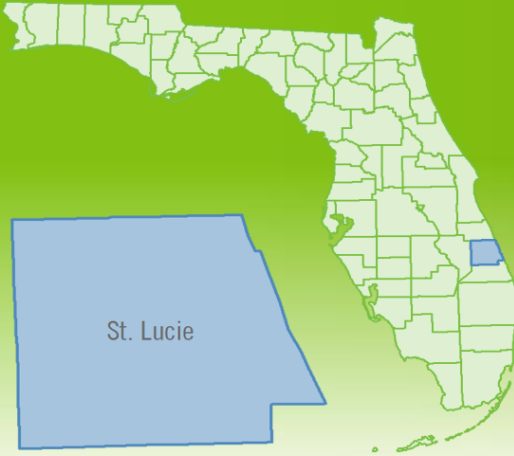
	August 2021	August 2020	Percent Change Year-over-Year
Closed Sales	580	657	-11.7%
Paid in Cash	156	134	16.4%
Median Sale Price	\$317,900	\$252,900	25.7%
Average Sale Price	\$332,567	\$273,824	21.5%
Dollar Volume	\$192.9 Million	\$179.9 Million	7.2%
Med. Pct. of Orig. List Price Received	100.0%	98.2%	1.8%
Median Time to Contract	9 Days	26 Days	-65.4%
Median Time to Sale	53 Days	75 Days	-29.3%
New Pending Sales	696	645	7.9%
New Listings	781	675	15.7%
Pending Inventory	1,299	1,037	25.3%
Inventory (Active Listings)	724	948	-23.6%
Months Supply of Inventory	1.2	1.9	-36.8%



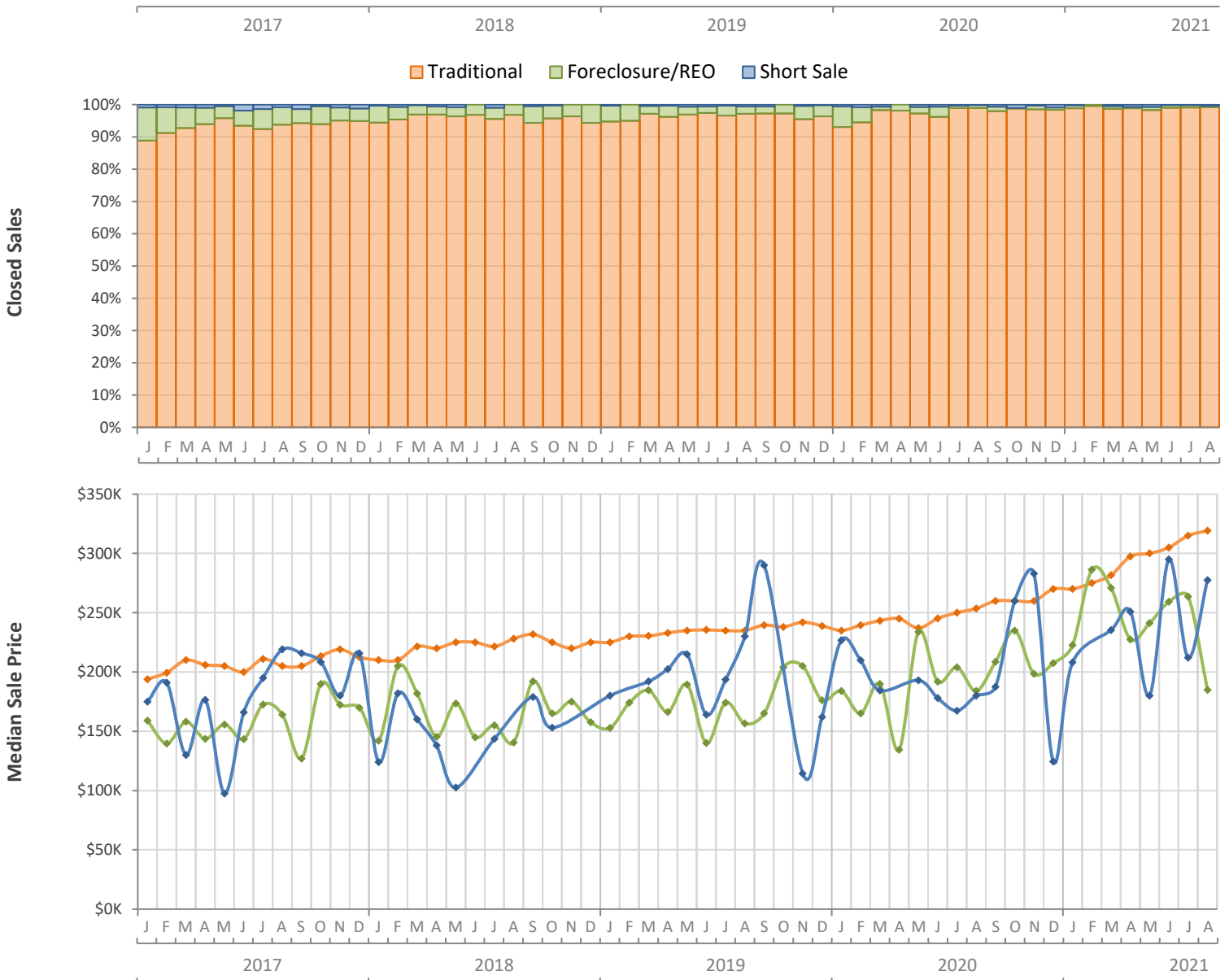
Monthly Distressed Market - August 2021

Single-Family Homes

St. Lucie County



		August 2021	August 2020	Percent Change Year-over-Year
Traditional	Closed Sales	575	650	-11.5%
	Median Sale Price	\$319,121	\$253,500	25.9%
Foreclosure/REO	Closed Sales	3	6	-50.0%
	Median Sale Price	\$184,900	\$183,990	0.5%
Short Sale	Closed Sales	2	1	100.0%
	Median Sale Price	\$277,500	\$180,000	54.2%

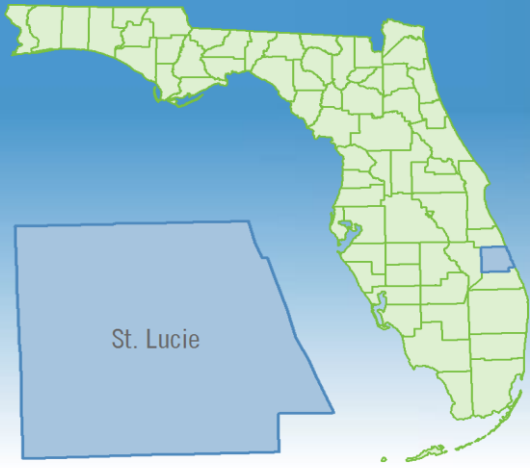


Produced by Florida REALTORS® with data provided by Florida's multiple listing services. Statistics for each month compiled from MLS feeds on the 15th day of the following month. Data released on Wednesday, September 22, 2021. Next data release is Thursday, October 21, 2021.

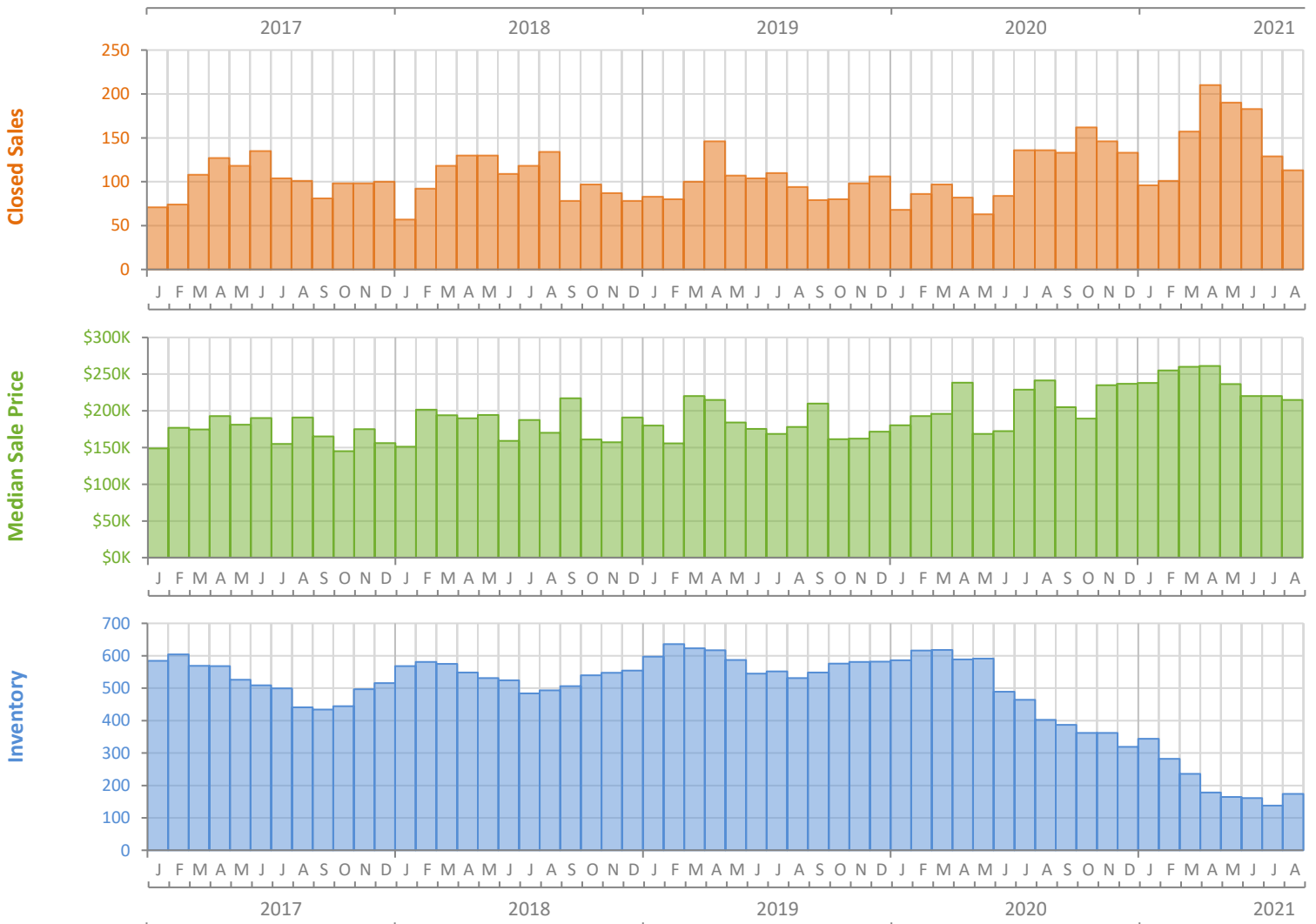
Monthly Market Summary - August 2021

Townhouses and Condos

St. Lucie County



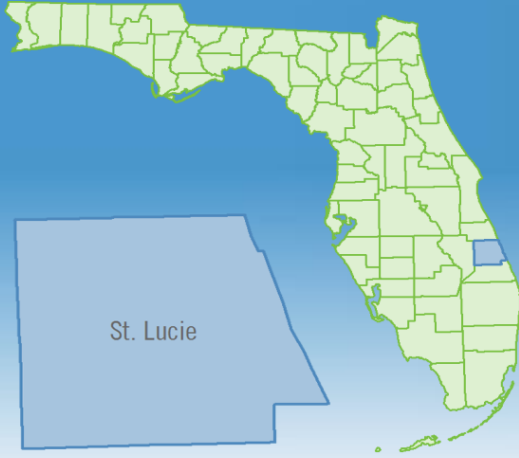
	August 2021	August 2020	Percent Change Year-over-Year
Closed Sales	113	136	-16.9%
Paid in Cash	67	62	8.1%
Median Sale Price	\$215,000	\$241,500	-11.0%
Average Sale Price	\$277,119	\$278,086	-0.3%
Dollar Volume	\$31.3 Million	\$37.8 Million	-17.2%
Med. Pct. of Orig. List Price Received	100.0%	95.9%	4.3%
Median Time to Contract	8 Days	62 Days	-87.1%
Median Time to Sale	47 Days	112 Days	-58.0%
New Pending Sales	114	136	-16.2%
New Listings	152	143	6.3%
Pending Inventory	154	184	-16.3%
Inventory (Active Listings)	174	402	-56.7%
Months Supply of Inventory	1.2	4.3	-72.1%



Monthly Distressed Market - August 2021

Townhouses and Condos

St. Lucie County



		August 2021	August 2020	Percent Change Year-over-Year
Traditional	Closed Sales	109	136	-19.9%
	Median Sale Price	\$220,500	\$241,500	-8.7%
Foreclosure/REO	Closed Sales	4	0	N/A
	Median Sale Price	\$137,112	(No Sales)	N/A
Short Sale	Closed Sales	0	0	N/A
	Median Sale Price	(No Sales)	(No Sales)	N/A

