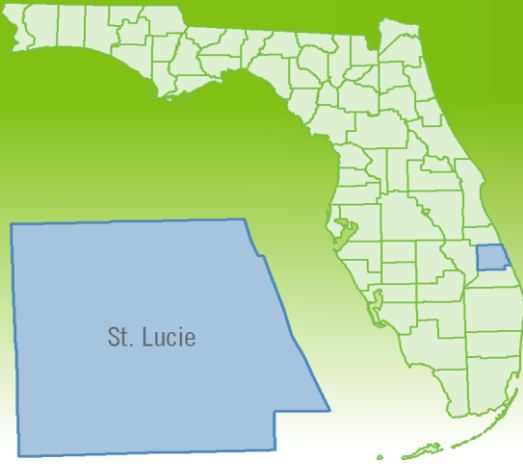


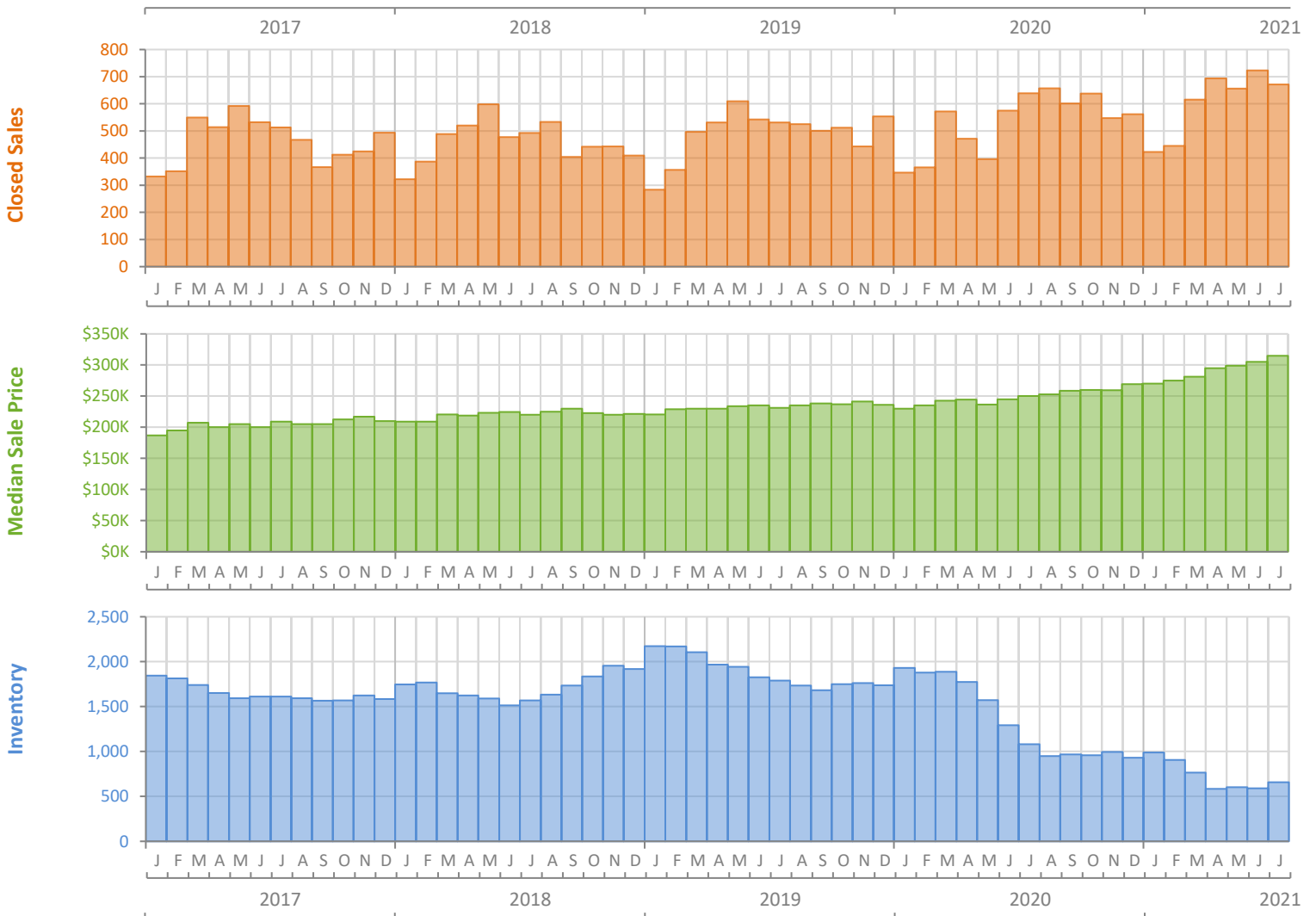
Monthly Market Summary - July 2021

Single-Family Homes

St. Lucie County



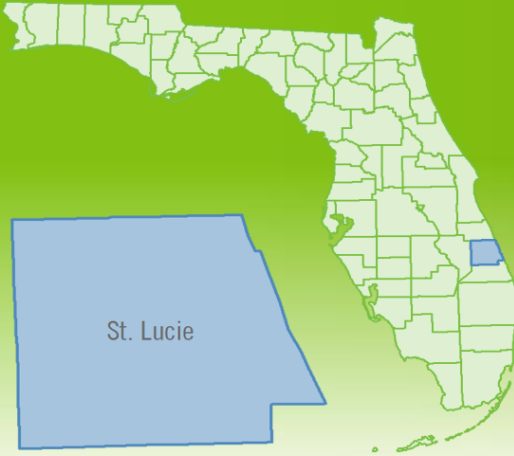
	July 2021	July 2020	Percent Change Year-over-Year
Closed Sales	671	639	5.0%
Paid in Cash	161	112	43.8%
Median Sale Price	\$315,000	\$250,000	26.0%
Average Sale Price	\$336,405	\$273,272	23.1%
Dollar Volume	\$225.7 Million	\$174.6 Million	29.3%
Med. Pct. of Orig. List Price Received	100.0%	97.8%	2.2%
Median Time to Contract	8 Days	36 Days	-77.8%
Median Time to Sale	52 Days	91 Days	-42.9%
New Pending Sales	619	773	-19.9%
New Listings	700	622	12.5%
Pending Inventory	1,251	1,334	-6.2%
Inventory (Active Listings)	659	1,082	-39.1%
Months Supply of Inventory	1.1	2.2	-50.0%



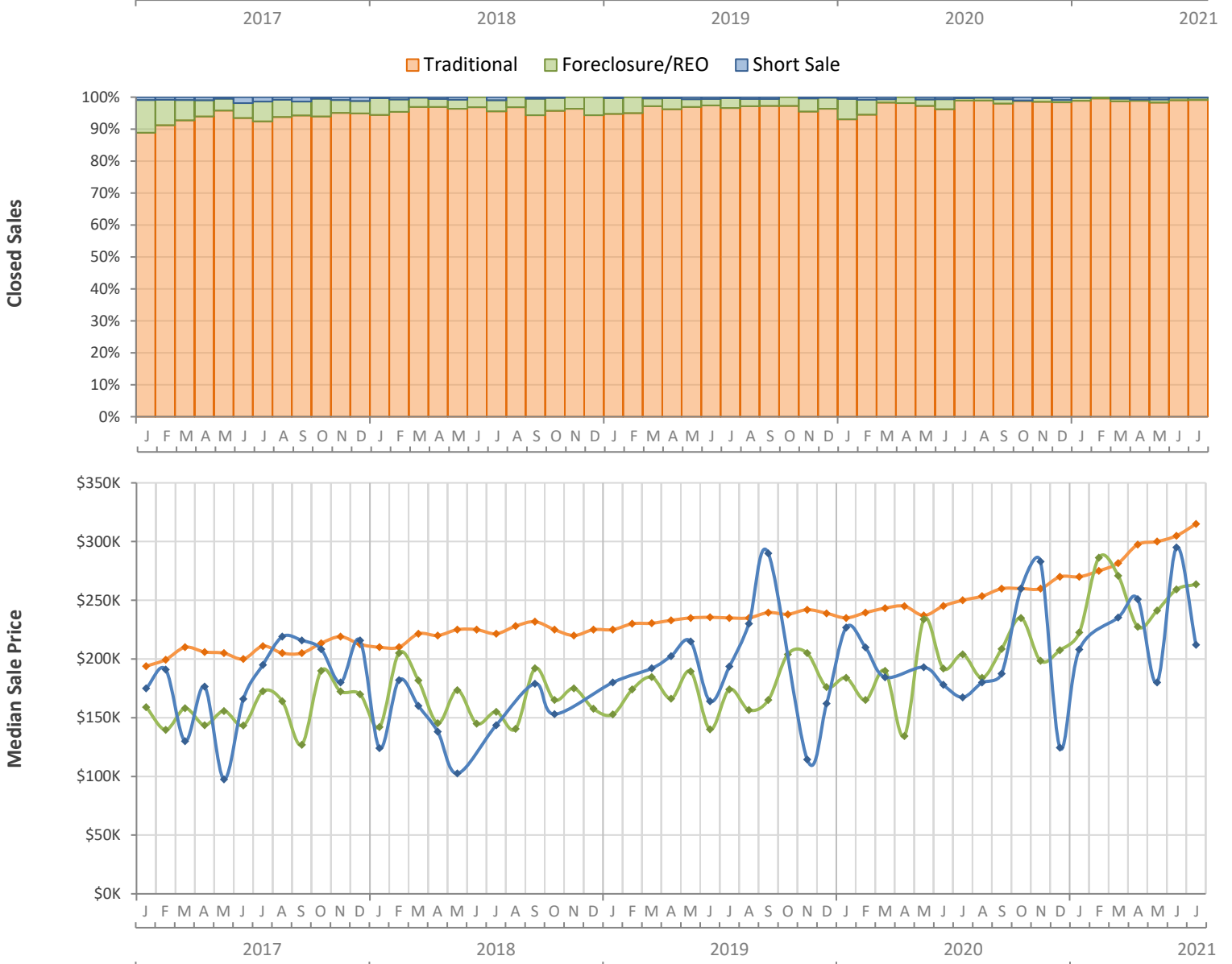
Monthly Distressed Market - July 2021

Single-Family Homes

St. Lucie County



		July 2021	July 2020	Percent Change Year-over-Year
Traditional	Closed Sales	665	632	5.2%
	Median Sale Price	\$315,000	\$250,000	26.0%
Foreclosure/REO	Closed Sales	5	5	0.0%
	Median Sale Price	\$263,550	\$204,000	29.2%
Short Sale	Closed Sales	1	2	-50.0%
	Median Sale Price	\$212,000	\$167,375	26.7%

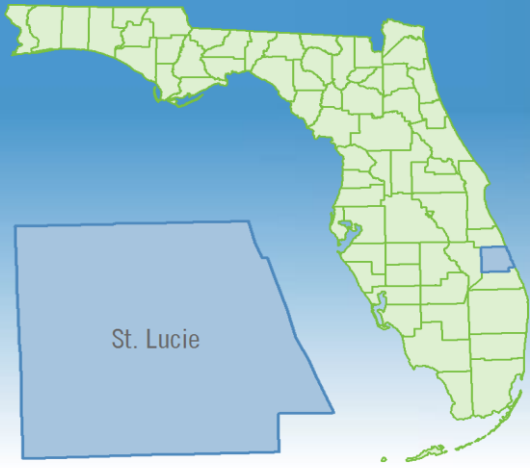


Produced by Florida REALTORS® with data provided by Florida's multiple listing services. Statistics for each month compiled from MLS feeds on the 15th day of the following month. Data released on Monday, August 23, 2021. Next data release is Wednesday, September 22, 2021.

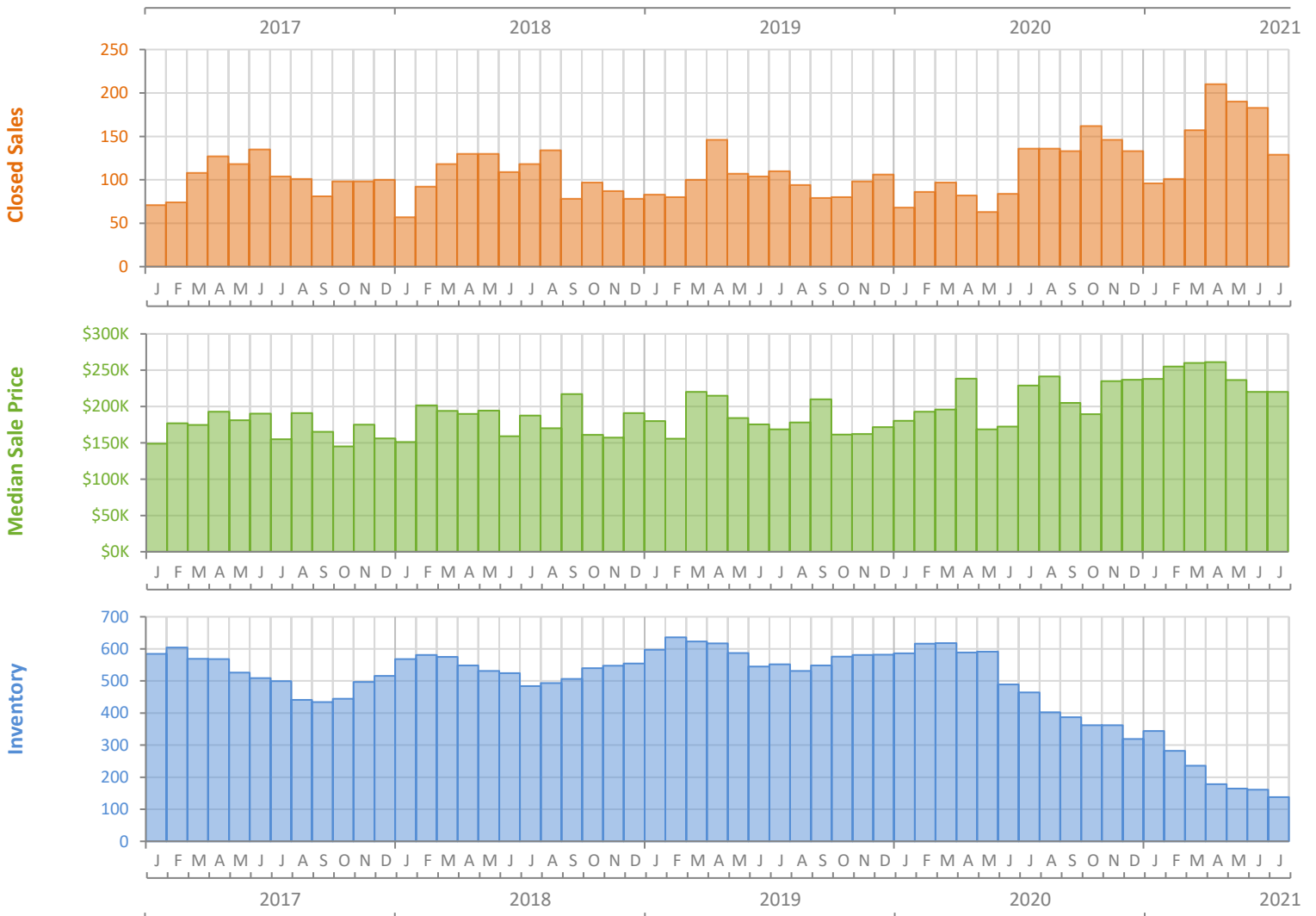
Monthly Market Summary - July 2021

Townhouses and Condos

St. Lucie County



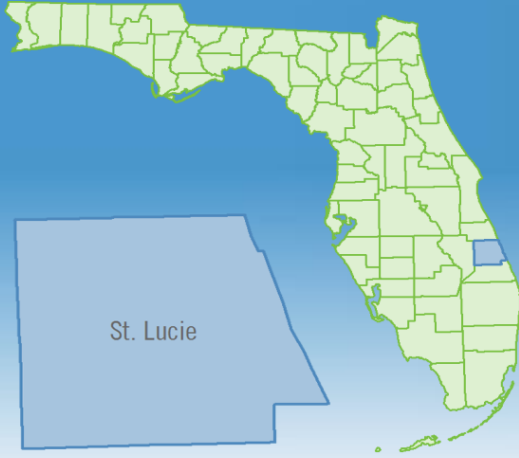
	July 2021	July 2020	Percent Change Year-over-Year
Closed Sales	129	136	-5.1%
Paid in Cash	80	62	29.0%
Median Sale Price	\$220,000	\$229,000	-3.9%
Average Sale Price	\$311,579	\$253,799	22.8%
Dollar Volume	\$40.2 Million	\$34.5 Million	16.4%
Med. Pct. of Orig. List Price Received	99.2%	94.6%	4.9%
Median Time to Contract	10 Days	77 Days	-87.0%
Median Time to Sale	55 Days	117 Days	-53.0%
New Pending Sales	120	149	-19.5%
New Listings	128	142	-9.9%
Pending Inventory	159	191	-16.8%
Inventory (Active Listings)	138	464	-70.3%
Months Supply of Inventory	0.9	5.2	-82.7%



Monthly Distressed Market - July 2021

Townhouses and Condos

St. Lucie County



		July 2021	July 2020	Percent Change Year-over-Year
Traditional	Closed Sales	127	134	-5.2%
	Median Sale Price	\$220,000	\$230,500	-4.6%
Foreclosure/REO	Closed Sales	2	2	0.0%
	Median Sale Price	\$160,750	\$128,555	25.0%
Short Sale	Closed Sales	0	0	N/A
	Median Sale Price	(No Sales)	(No Sales)	N/A

