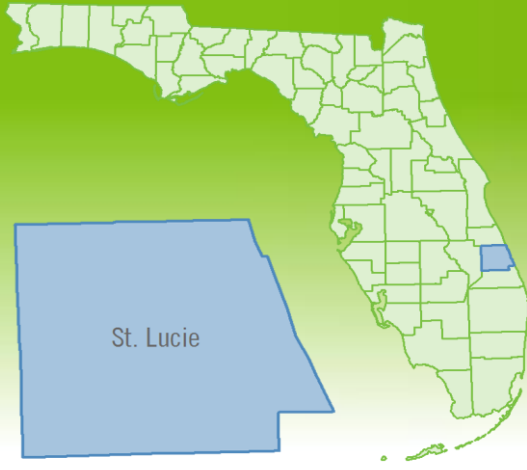


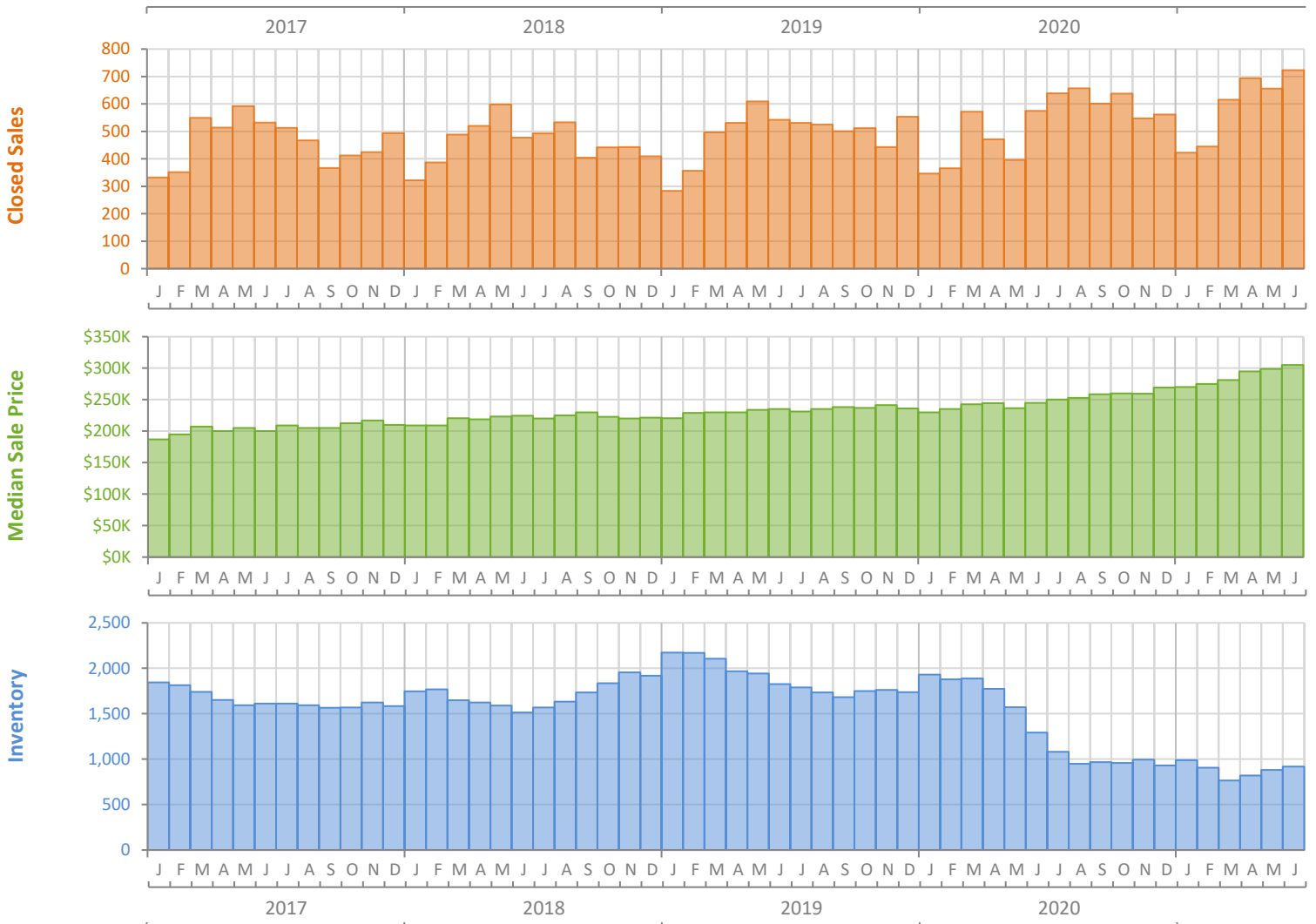
Monthly Market Summary - June 2021

Single-Family Homes

St. Lucie County



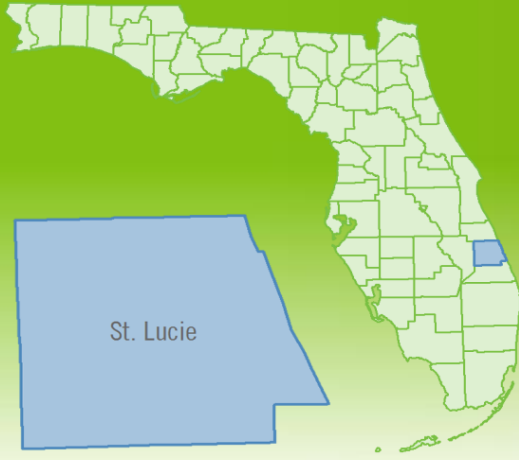
	June 2021	June 2020	Percent Change Year-over-Year
Closed Sales	723	575	25.7%
Paid in Cash	187	103	81.6%
Median Sale Price	\$305,000	\$244,900	24.5%
Average Sale Price	\$329,530	\$255,643	28.9%
Dollar Volume	\$238.3 Million	\$147.0 Million	62.1%
Med. Pct. of Orig. List Price Received	100.0%	97.1%	3.0%
Median Time to Contract	8 Days	47 Days	-83.0%
Median Time to Sale	54 Days	101 Days	-46.5%
New Pending Sales	509	795	-36.0%
New Listings	750	625	20.0%
Pending Inventory	1,071	1,269	-15.6%
Inventory (Active Listings)	917	1,292	-29.0%
Months Supply of Inventory	1.5	2.7	-44.4%



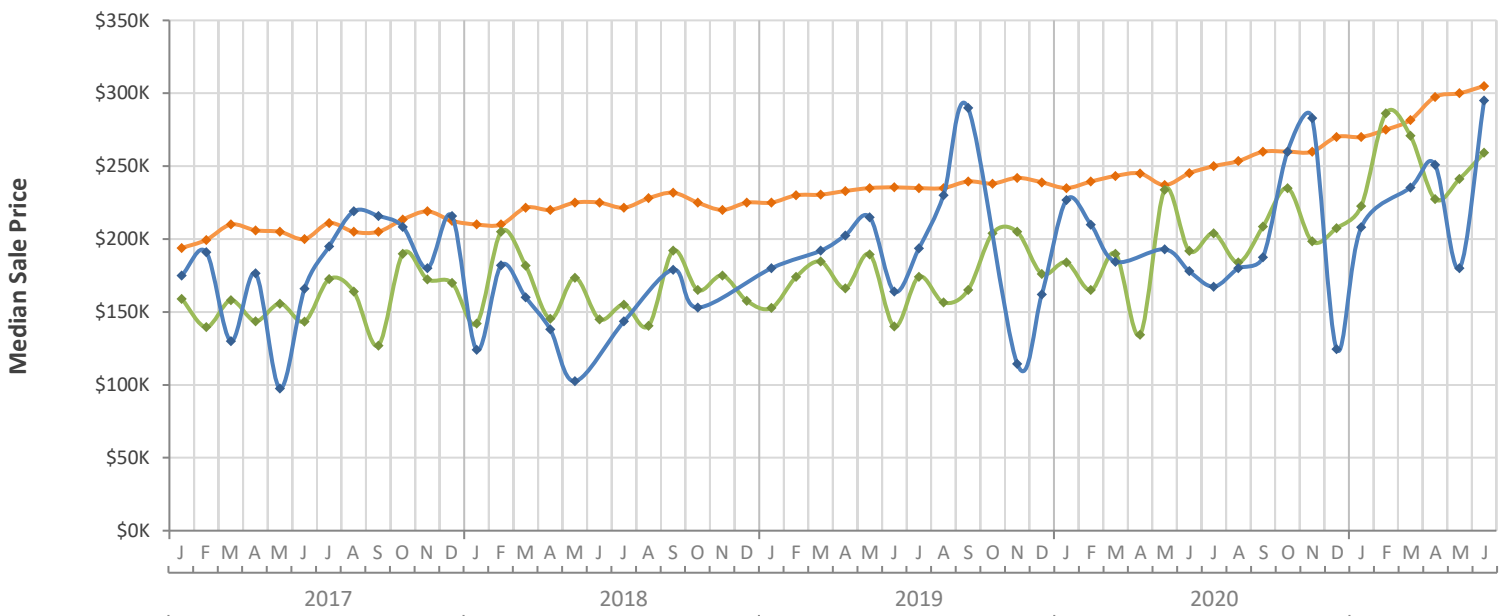
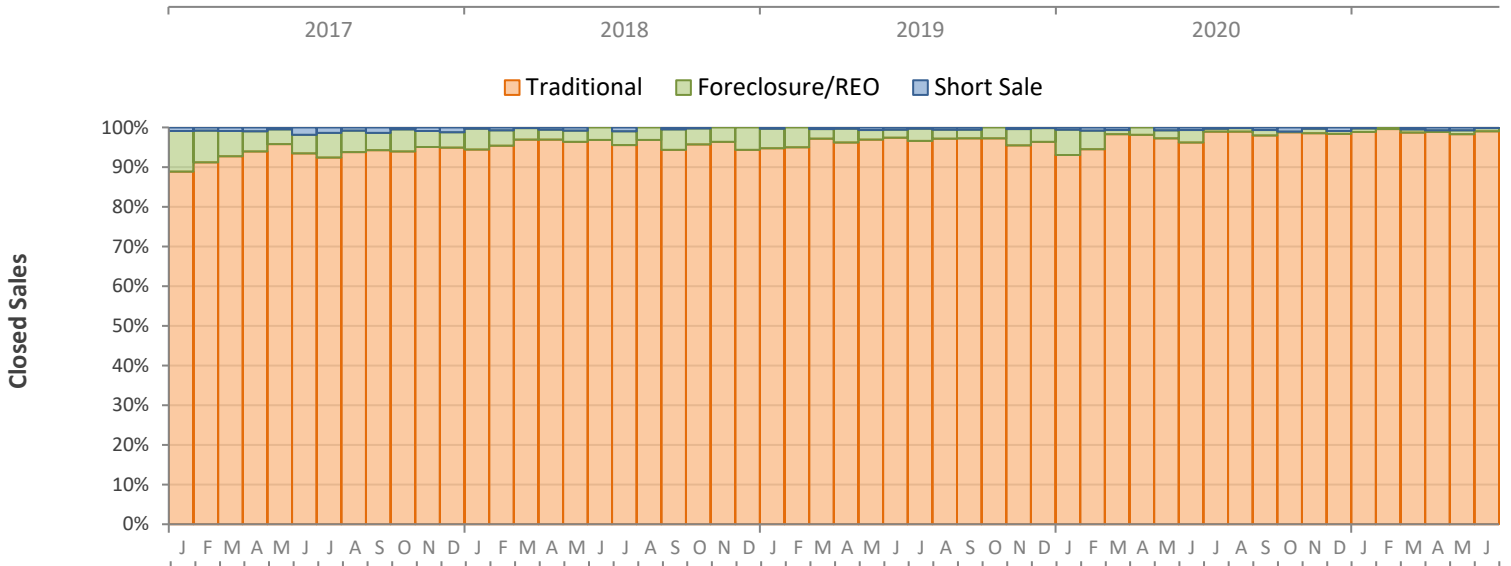
Monthly Distressed Market - June 2021

Single-Family Homes

St. Lucie County



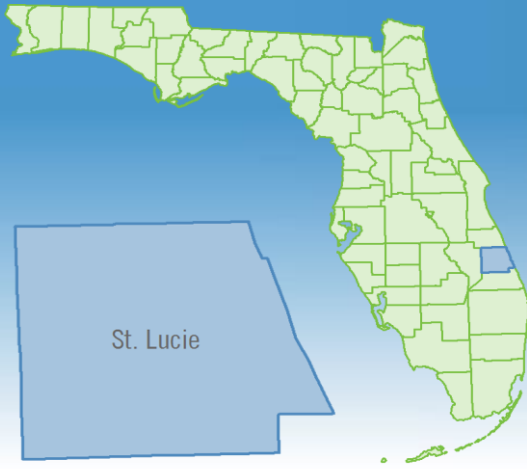
		June 2021	June 2020	Percent Change Year-over-Year
Traditional	Closed Sales	716	553	29.5%
	Median Sale Price	\$305,000	\$245,150	24.4%
Foreclosure/REO	Closed Sales	6	18	-66.7%
	Median Sale Price	\$259,200	\$191,875	35.1%
Short Sale	Closed Sales	1	4	-75.0%
	Median Sale Price	\$295,000	\$178,000	65.7%



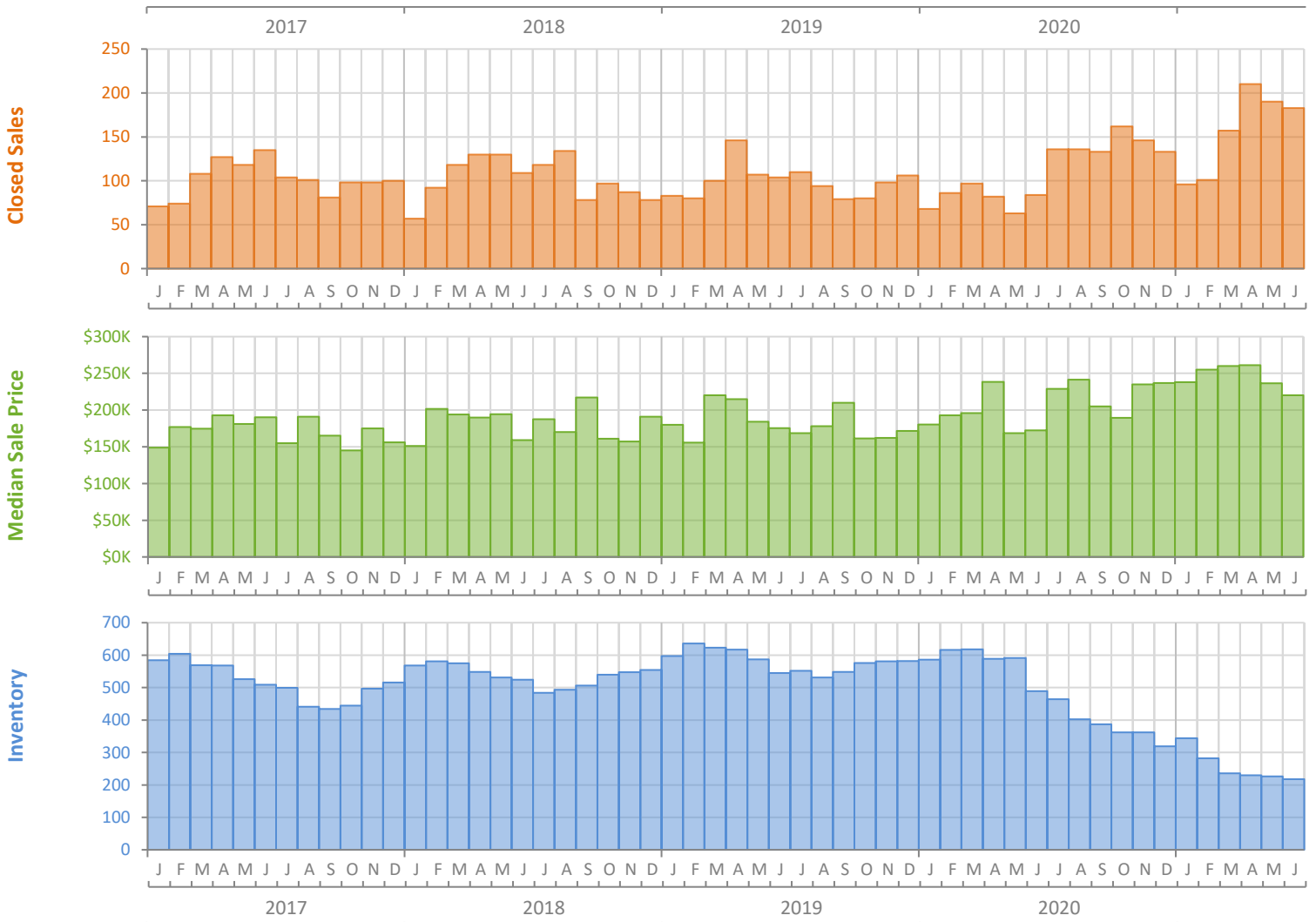
Monthly Market Summary - June 2021

Townhouses and Condos

St. Lucie County



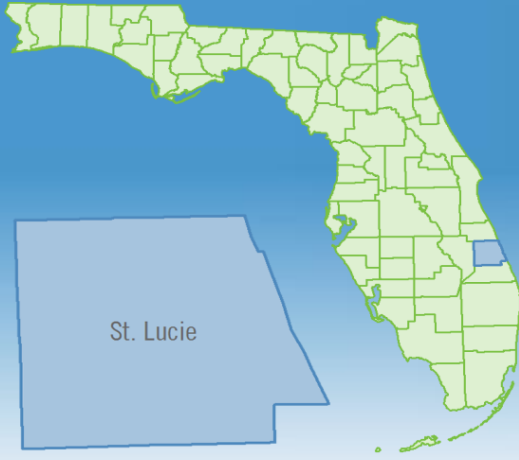
	June 2021	June 2020	Percent Change Year-over-Year
Closed Sales	183	84	117.9%
Paid in Cash	97	37	162.2%
Median Sale Price	\$220,000	\$172,450	27.6%
Average Sale Price	\$297,825	\$212,304	40.3%
Dollar Volume	\$54.5 Million	\$17.8 Million	205.6%
Med. Pct. of Orig. List Price Received	100.0%	94.7%	5.6%
Median Time to Contract	9 Days	66 Days	-86.4%
Median Time to Sale	51 Days	108 Days	-52.8%
New Pending Sales	93	144	-35.4%
New Listings	133	118	12.7%
Pending Inventory	128	185	-30.8%
Inventory (Active Listings)	218	489	-55.4%
Months Supply of Inventory	1.5	5.6	-73.2%



Monthly Distressed Market - June 2021

Townhouses and Condos

St. Lucie County



		June 2021	June 2020	Percent Change Year-over-Year
Traditional	Closed Sales	183	83	120.5%
	Median Sale Price	\$220,000	\$174,900	25.8%
Foreclosure/REO	Closed Sales	0	0	N/A
	Median Sale Price	(No Sales)	(No Sales)	N/A
Short Sale	Closed Sales	0	1	-100.0%
	Median Sale Price	(No Sales)	\$69,963	N/A

