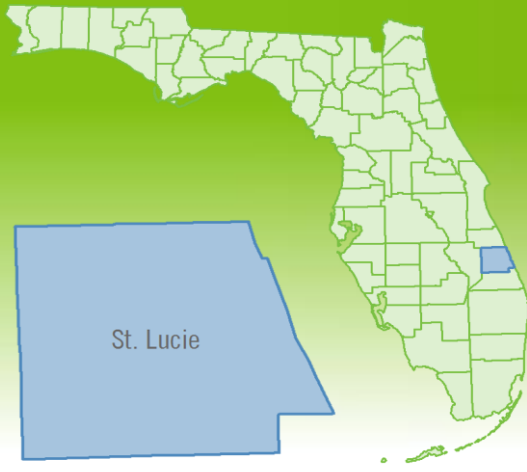


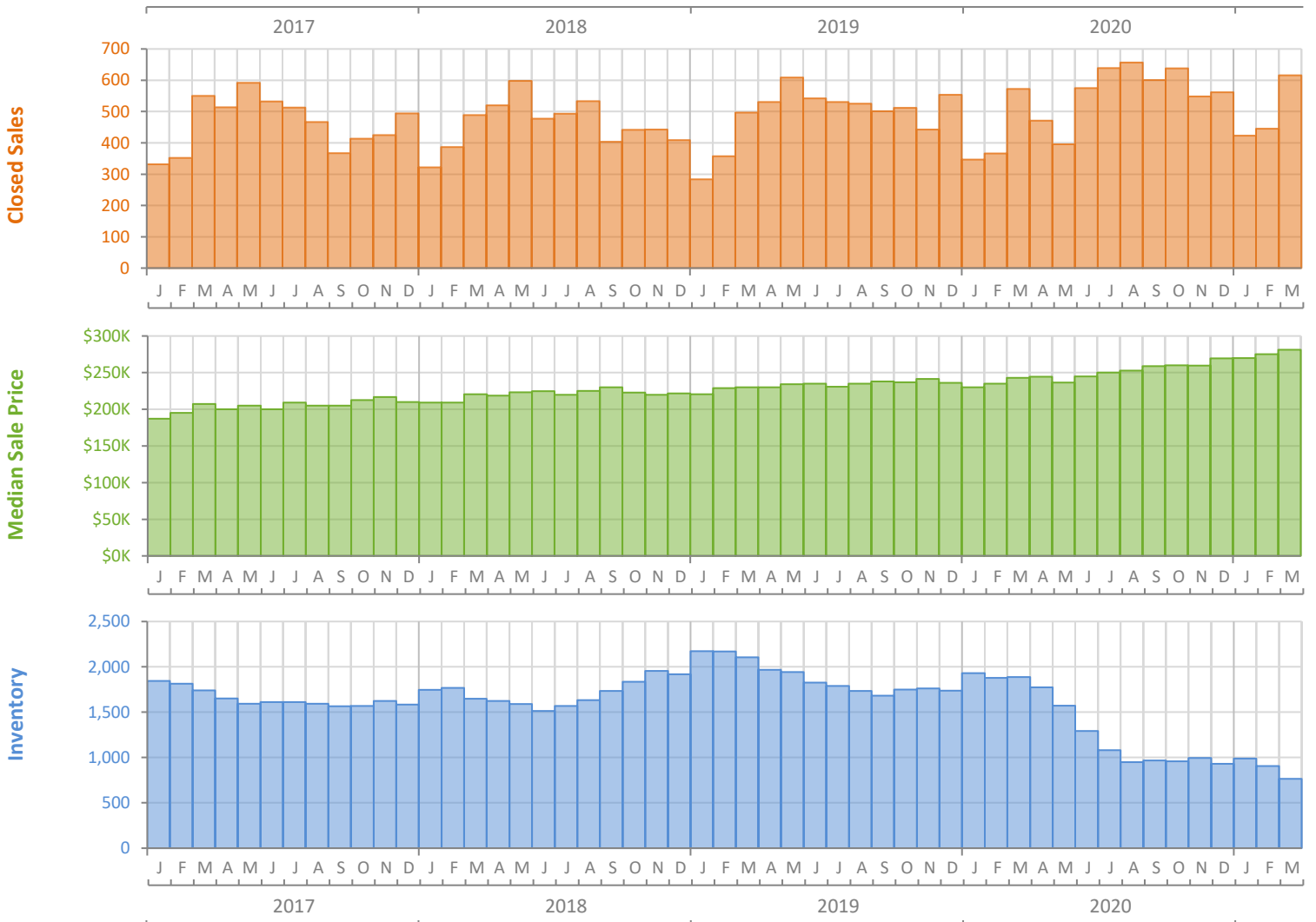
Monthly Market Summary - March 2021

Single Family Homes

St. Lucie County



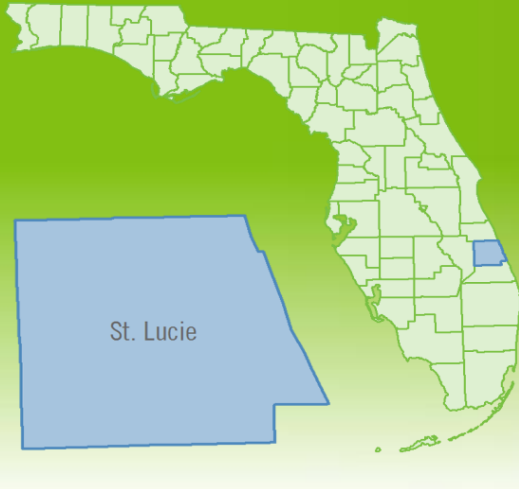
	March 2021	March 2020	Percent Change Year-over-Year
Closed Sales	616	572	7.7%
Paid in Cash	161	157	2.5%
Median Sale Price	\$281,153	\$242,743	15.8%
Average Sale Price	\$306,274	\$258,623	18.4%
Dollar Volume	\$188.7 Million	\$147.9 Million	27.5%
Med. Pct. of Orig. List Price Received	100.0%	97.1%	3.0%
Median Time to Contract	11 Days	42 Days	-73.8%
Median Time to Sale	56 Days	84 Days	-33.3%
New Pending Sales	809	590	37.1%
New Listings	816	681	19.8%
Pending Inventory	1,785	996	79.2%
Inventory (Active Listings)	765	1,888	-59.5%
Months Supply of Inventory	1.4	3.8	-63.2%



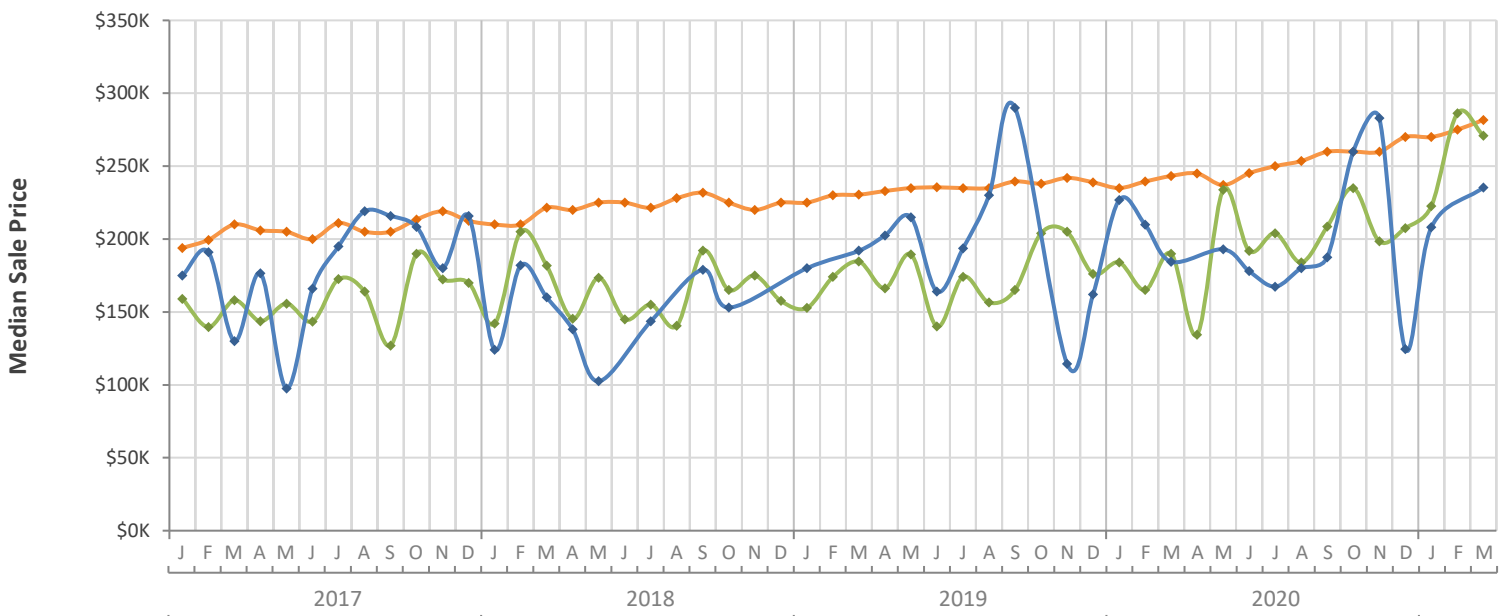
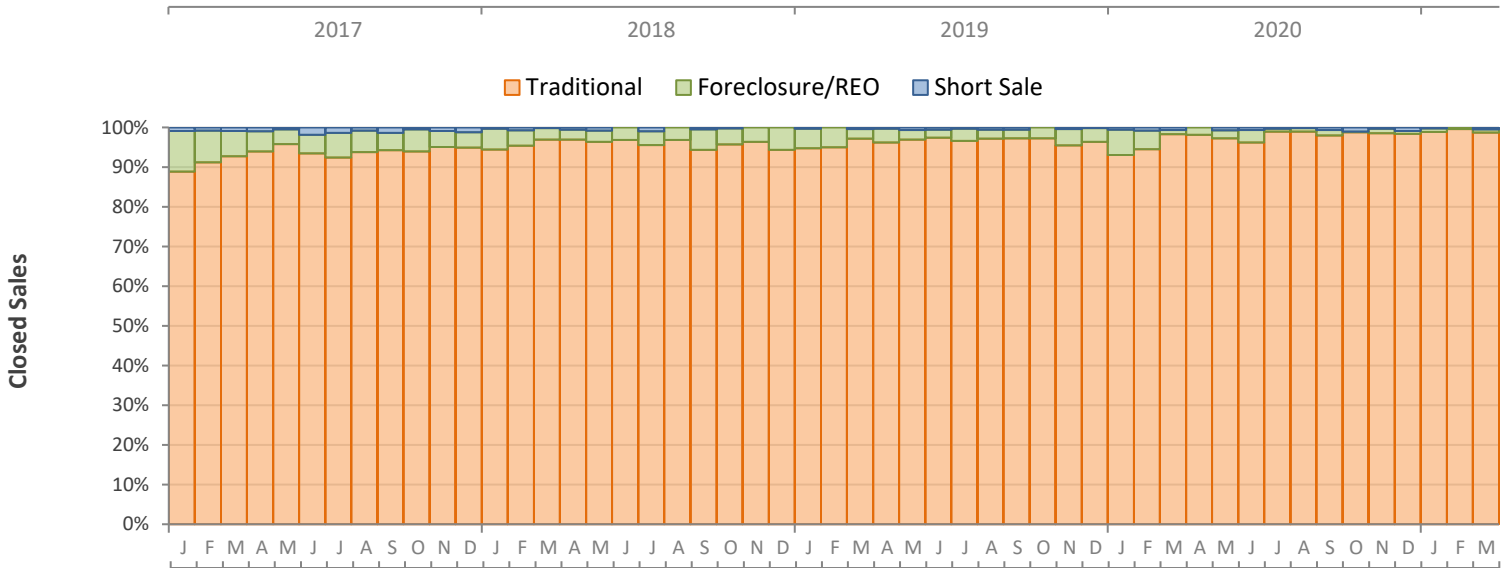
Monthly Distressed Market - March 2021

Single Family Homes

St. Lucie County



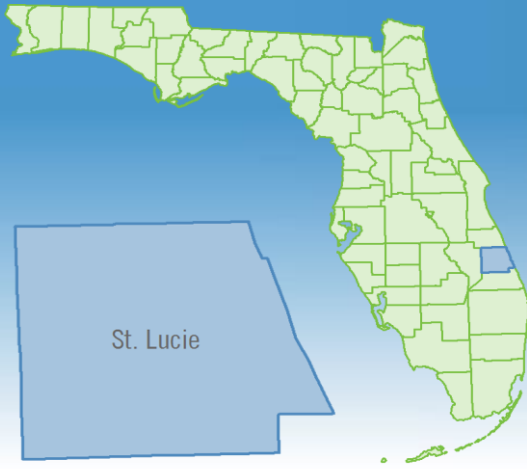
		March 2021	March 2020	Percent Change Year-over-Year
Traditional	Closed Sales	608	562	8.2%
	Median Sale Price	\$281,700	\$243,293	15.8%
Foreclosure/REO	Closed Sales	5	6	-16.7%
	Median Sale Price	\$271,000	\$190,000	42.6%
Short Sale	Closed Sales	3	4	-25.0%
	Median Sale Price	\$235,395	\$184,485	27.6%



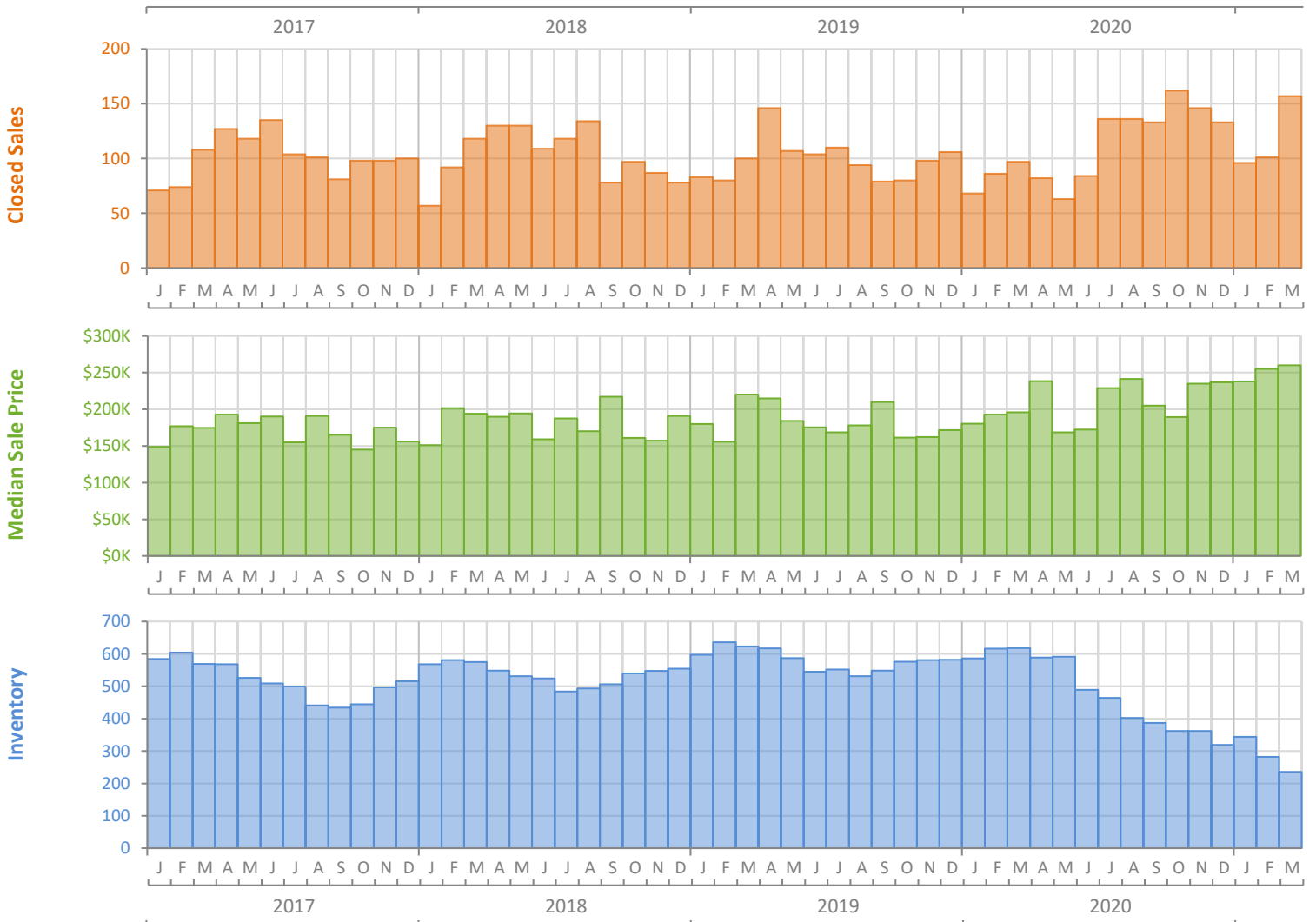
Monthly Market Summary - March 2021

Townhouses and Condos

St. Lucie County



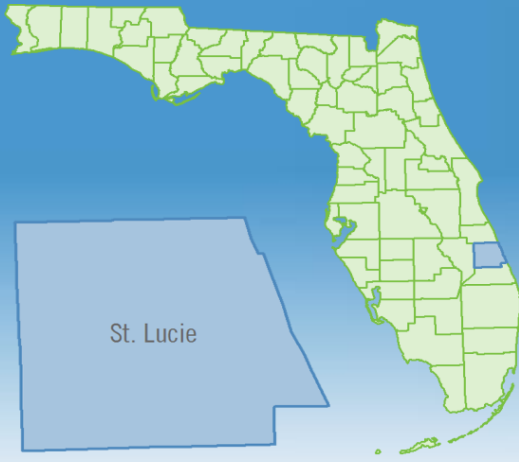
	March 2021	March 2020	Percent Change Year-over-Year
Closed Sales	157	97	61.9%
Paid in Cash	84	57	47.4%
Median Sale Price	\$260,000	\$196,000	32.7%
Average Sale Price	\$324,996	\$245,559	32.3%
Dollar Volume	\$51.0 Million	\$23.8 Million	114.2%
Med. Pct. of Orig. List Price Received	97.7%	95.4%	2.4%
Median Time to Contract	15 Days	70 Days	-78.6%
Median Time to Sale	62 Days	92 Days	-32.6%
New Pending Sales	216	81	166.7%
New Listings	198	130	52.3%
Pending Inventory	378	130	190.8%
Inventory (Active Listings)	236	618	-61.8%
Months Supply of Inventory	2.0	6.3	-68.3%



Monthly Distressed Market - March 2021

Townhouses and Condos

St. Lucie County



		March 2021	March 2020	Percent Change Year-over-Year
Traditional	Closed Sales	155	96	61.5%
	Median Sale Price	\$260,000	\$203,000	28.1%
Foreclosure/REO	Closed Sales	0	1	-100.0%
	Median Sale Price	(No Sales)	\$157,000	N/A
Short Sale	Closed Sales	2	0	N/A
	Median Sale Price	\$194,400	(No Sales)	N/A

