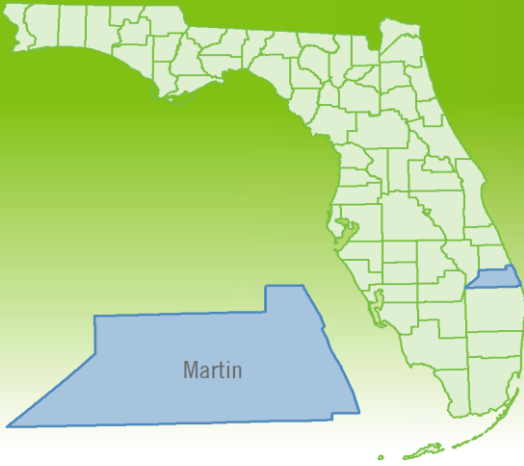


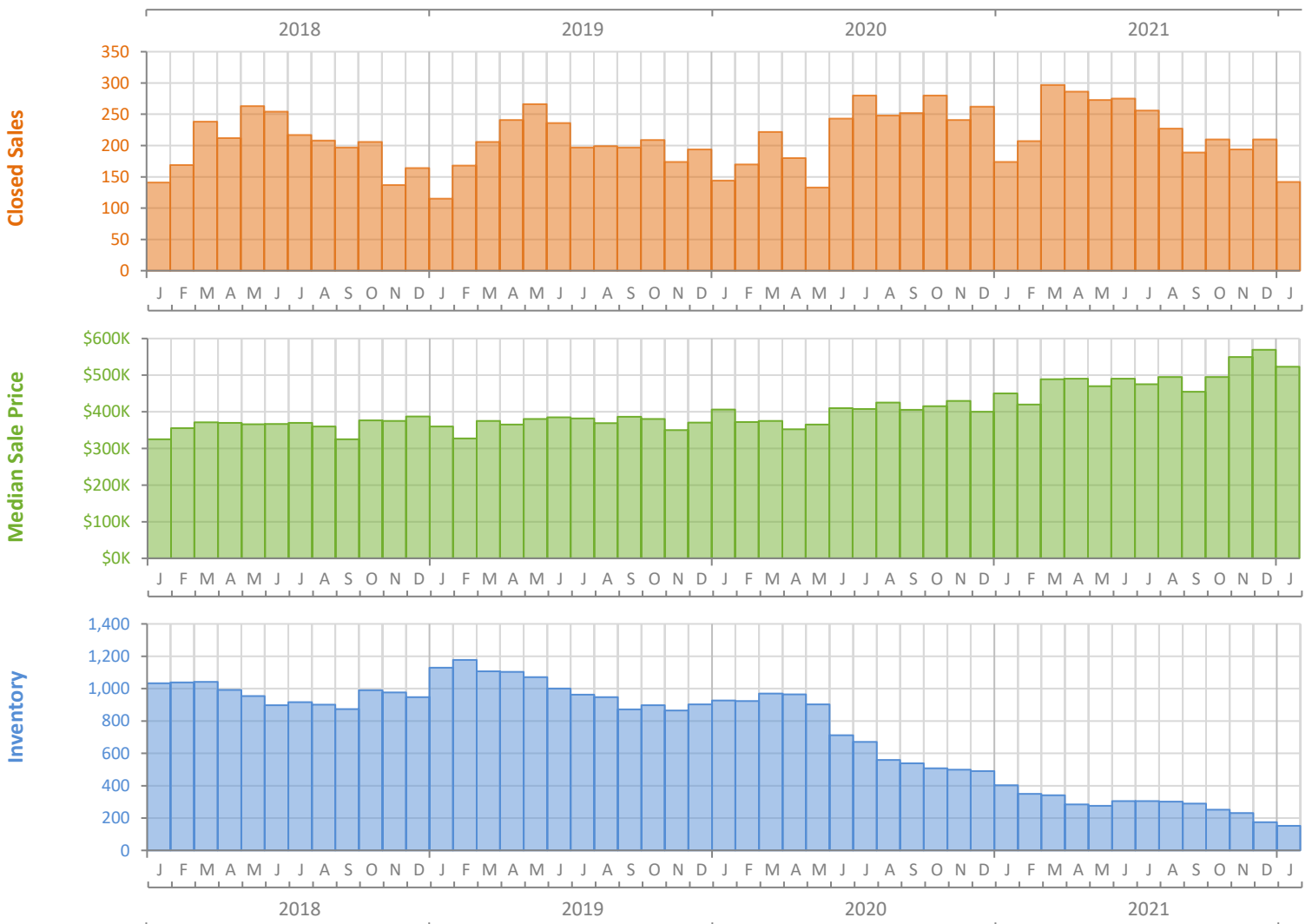
Monthly Market Summary - January 2022

Single-Family Homes

Martin County



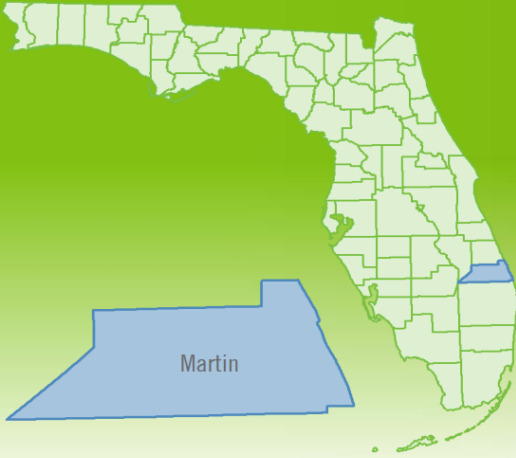
	January 2022	January 2021	Percent Change Year-over-Year
Closed Sales	142	174	-18.4%
Paid in Cash	77	73	5.5%
Median Sale Price	\$523,175	\$449,900	16.3%
Average Sale Price	\$1,034,061	\$727,707	42.1%
Dollar Volume	\$146.8 Million	\$126.6 Million	16.0%
Med. Pct. of Orig. List Price Received	98.4%	97.0%	1.4%
Median Time to Contract	13 Days	25 Days	-48.0%
Median Time to Sale	55 Days	68 Days	-19.1%
New Pending Sales	211	310	-31.9%
New Listings	212	250	-15.2%
Pending Inventory	277	484	-42.8%
Inventory (Active Listings)	152	403	-62.3%
Months Supply of Inventory	0.7	1.8	-61.1%



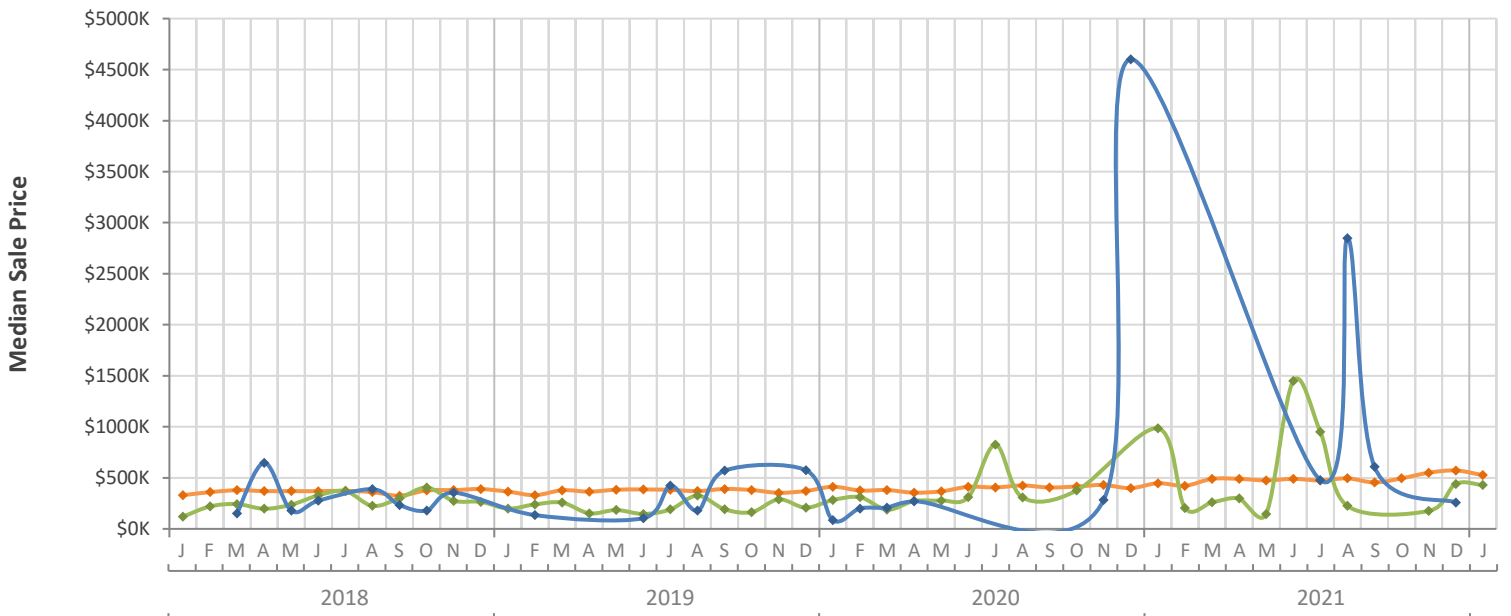
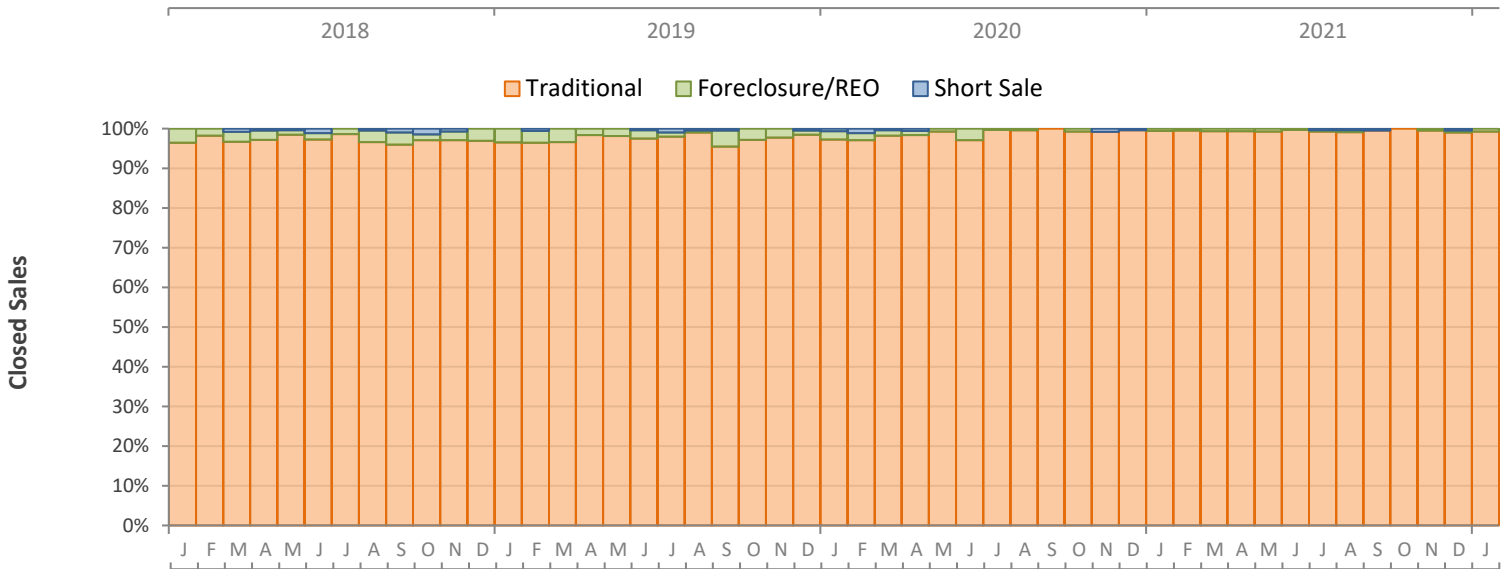
Monthly Distressed Market - January 2022

Single-Family Homes

Martin County



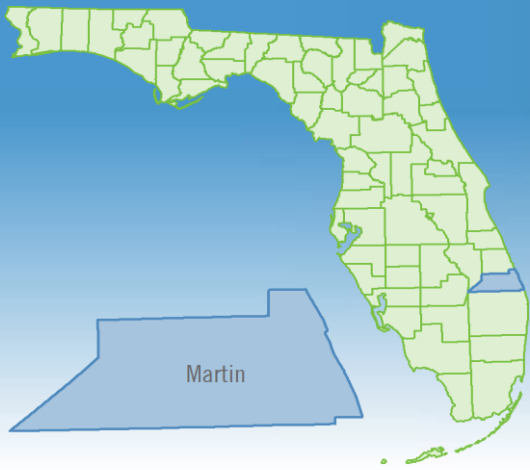
		January 2022	January 2021	Percent Change Year-over-Year
Traditional	Closed Sales	141	173	-18.5%
	Median Sale Price	\$526,350	\$447,450	17.6%
Foreclosure/REO	Closed Sales	1	1	0.0%
	Median Sale Price	\$430,000	\$985,000	-56.3%
Short Sale	Closed Sales	0	0	N/A
	Median Sale Price	(No Sales)	(No Sales)	N/A



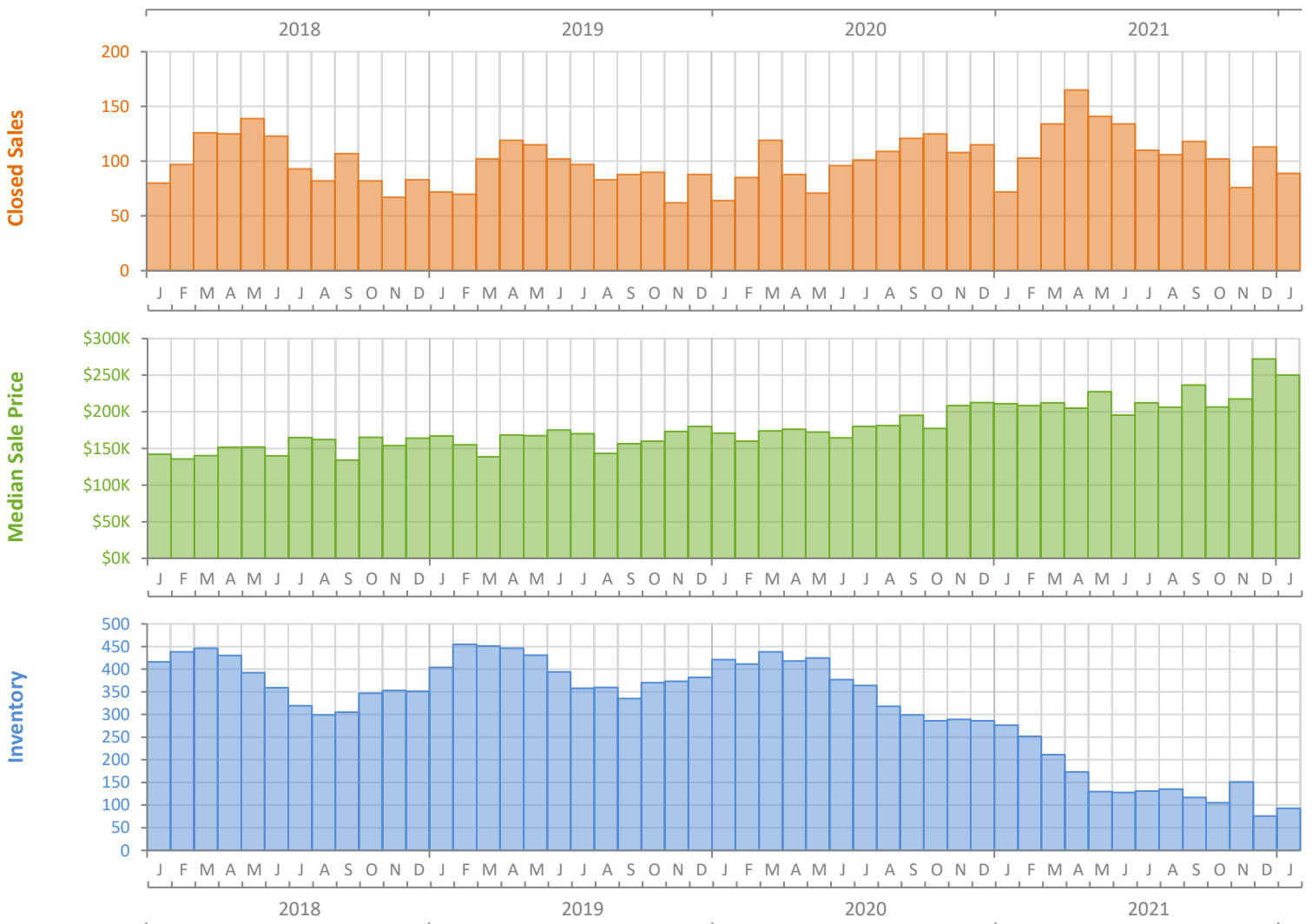
Monthly Market Summary - January 2022

Townhouses and Condos

Martin County



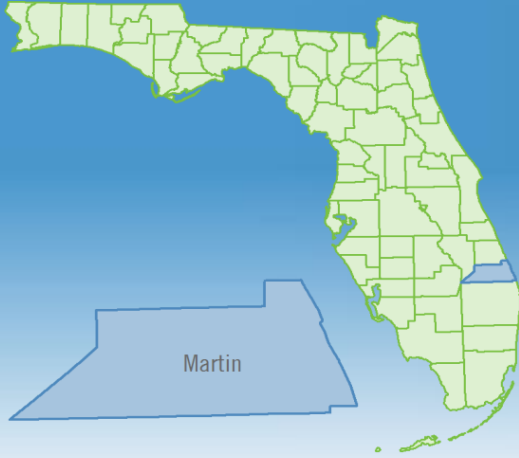
	January 2022	January 2021	Percent Change Year-over-Year
Closed Sales	89	72	23.6%
Paid in Cash	58	38	52.6%
Median Sale Price	\$250,000	\$210,950	18.5%
Average Sale Price	\$365,047	\$286,544	27.4%
Dollar Volume	\$32.5 Million	\$20.6 Million	57.5%
Med. Pct. of Orig. List Price Received	100.0%	95.5%	4.7%
Median Time to Contract	10 Days	39 Days	-74.4%
Median Time to Sale	49 Days	81 Days	-39.5%
New Pending Sales	107	150	-28.7%
New Listings	125	136	-8.1%
Pending Inventory	157	228	-31.1%
Inventory (Active Listings)	93	276	-66.3%
Months Supply of Inventory	0.8	2.7	-70.4%



Monthly Distressed Market - January 2022

Townhouses and Condos

Martin County



		January 2022	January 2021	Percent Change Year-over-Year
Traditional	Closed Sales	89	72	23.6%
	Median Sale Price	\$250,000	\$210,950	18.5%
Foreclosure/REO	Closed Sales	0	0	N/A
	Median Sale Price	(No Sales)	(No Sales)	N/A
Short Sale	Closed Sales	0	0	N/A
	Median Sale Price	(No Sales)	(No Sales)	N/A

