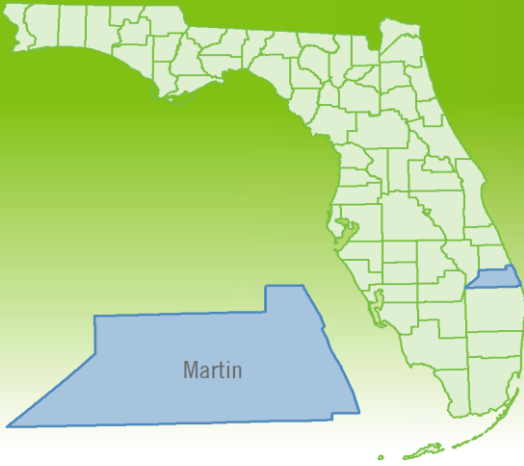


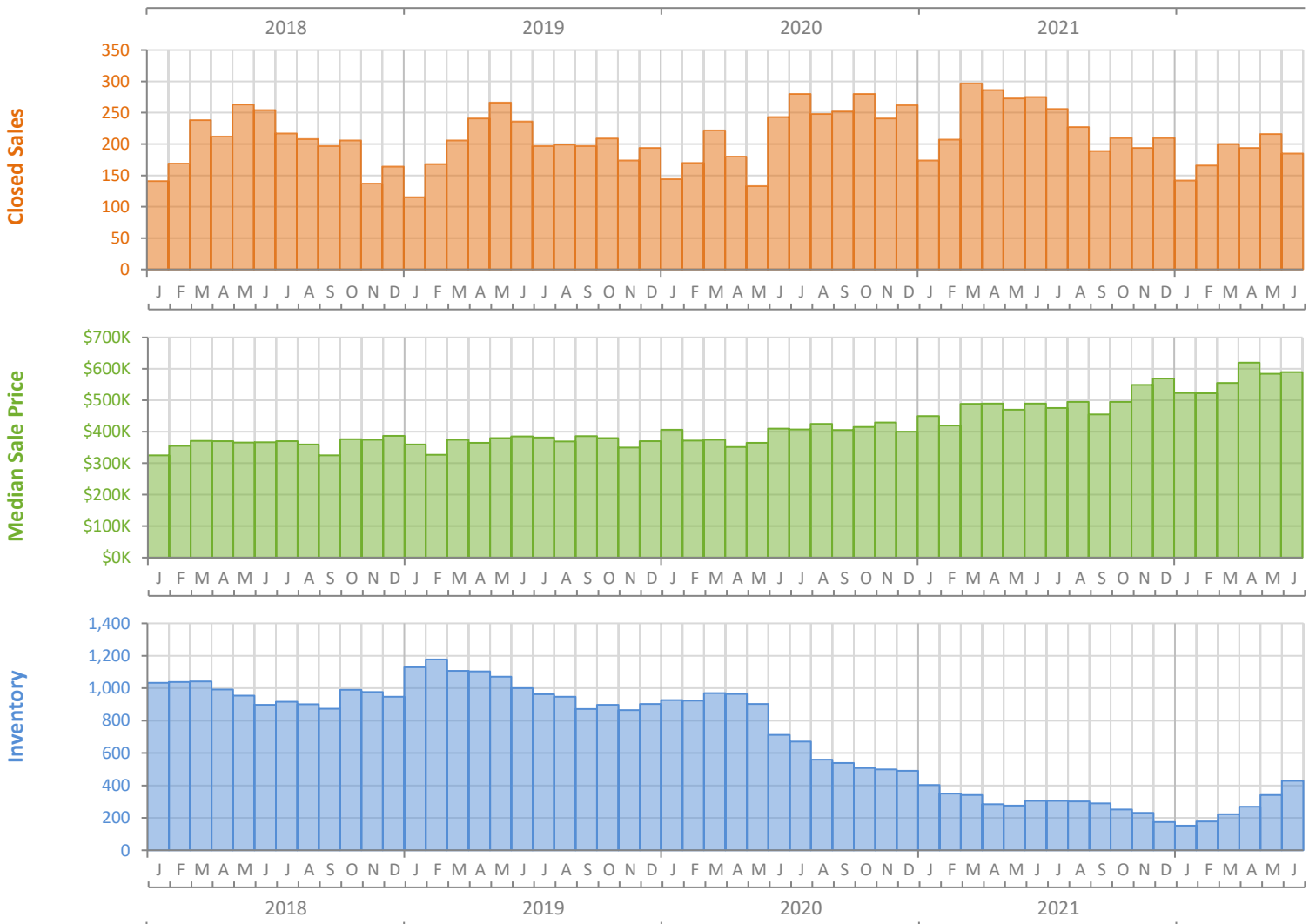
# Monthly Market Summary - June 2022

## Single-Family Homes

### Martin County



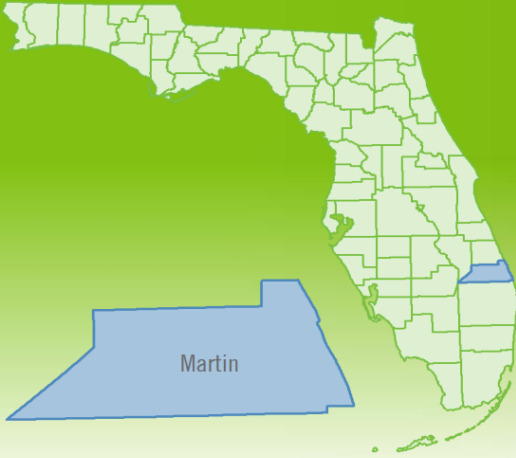
	June 2022	June 2021	Percent Change Year-over-Year
Closed Sales	185	275	-32.7%
Paid in Cash	95	118	-19.5%
Median Sale Price	\$590,000	\$490,000	20.4%
Average Sale Price	\$809,923	\$790,716	2.4%
Dollar Volume	\$149.8 Million	\$217.4 Million	-31.1%
Med. Pct. of Orig. List Price Received	98.1%	98.7%	-0.6%
Median Time to Contract	14 Days	11 Days	27.3%
Median Time to Sale	55 Days	59 Days	-6.8%
New Pending Sales	159	229	-30.6%
New Listings	265	277	-4.3%
Pending Inventory	228	369	-38.2%
Inventory (Active Listings)	429	304	41.1%
Months Supply of Inventory	2.2	1.2	83.3%



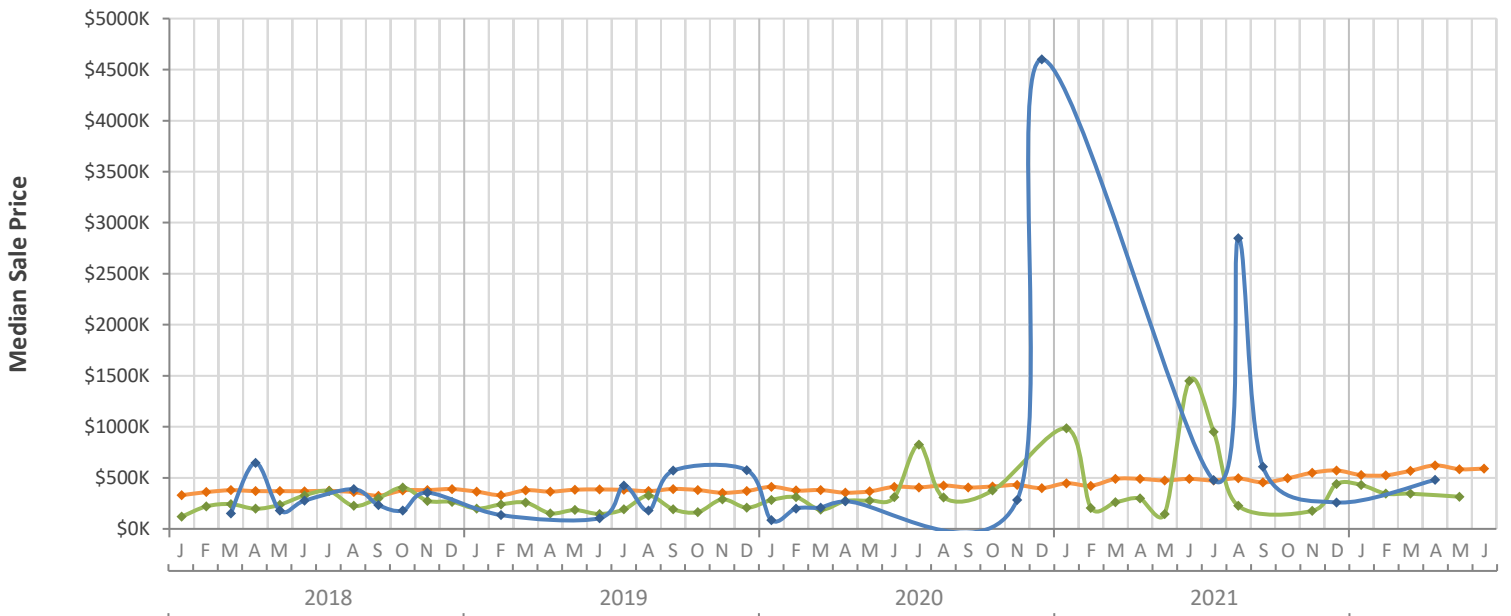
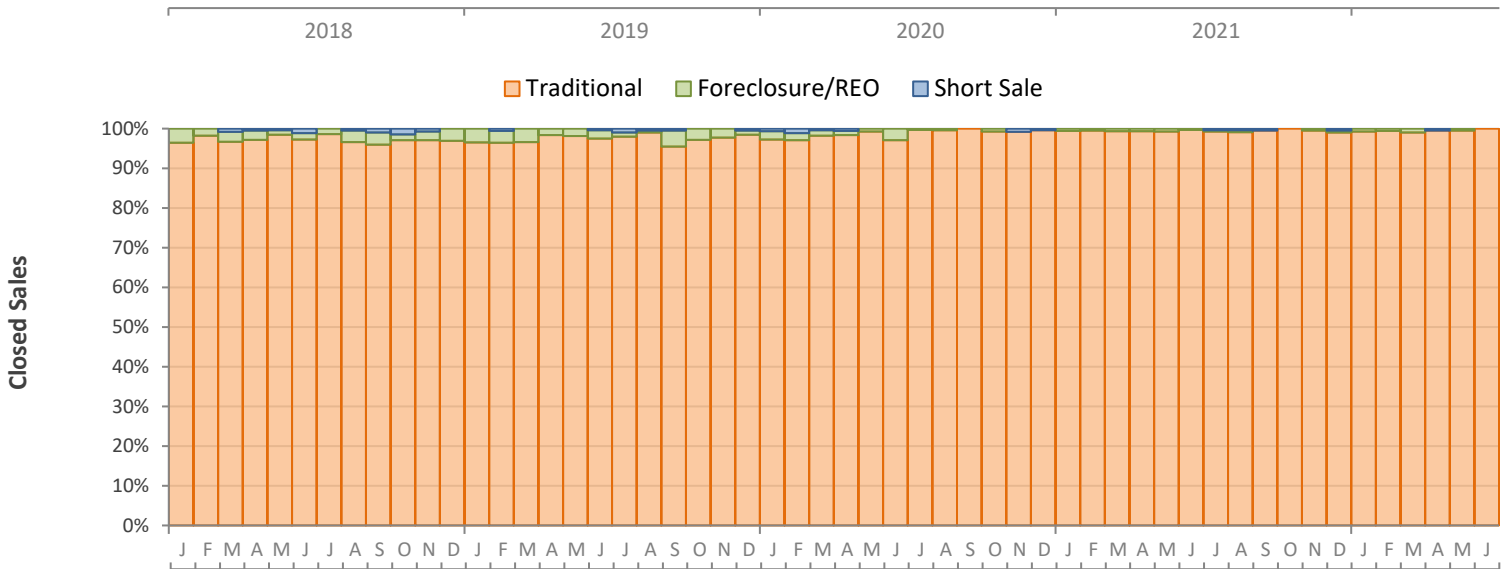
# Monthly Distressed Market - June 2022

## Single-Family Homes

### Martin County



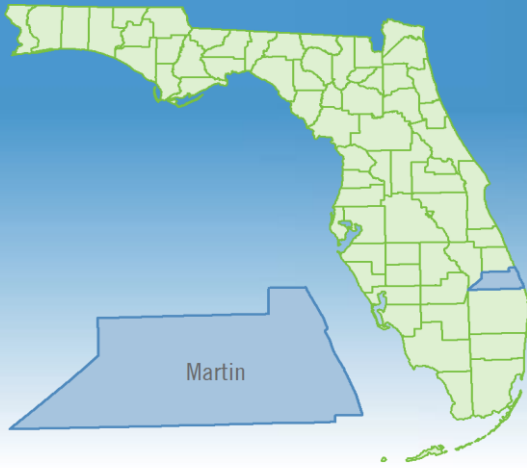
		June 2022	June 2021	Percent Change Year-over-Year
Traditional	Closed Sales	185	274	-32.5%
	Median Sale Price	\$590,000	\$490,000	20.4%
Foreclosure/REO	Closed Sales	0	1	-100.0%
	Median Sale Price	(No Sales)	\$1,450,000	N/A
Short Sale	Closed Sales	0	0	N/A
	Median Sale Price	(No Sales)	(No Sales)	N/A



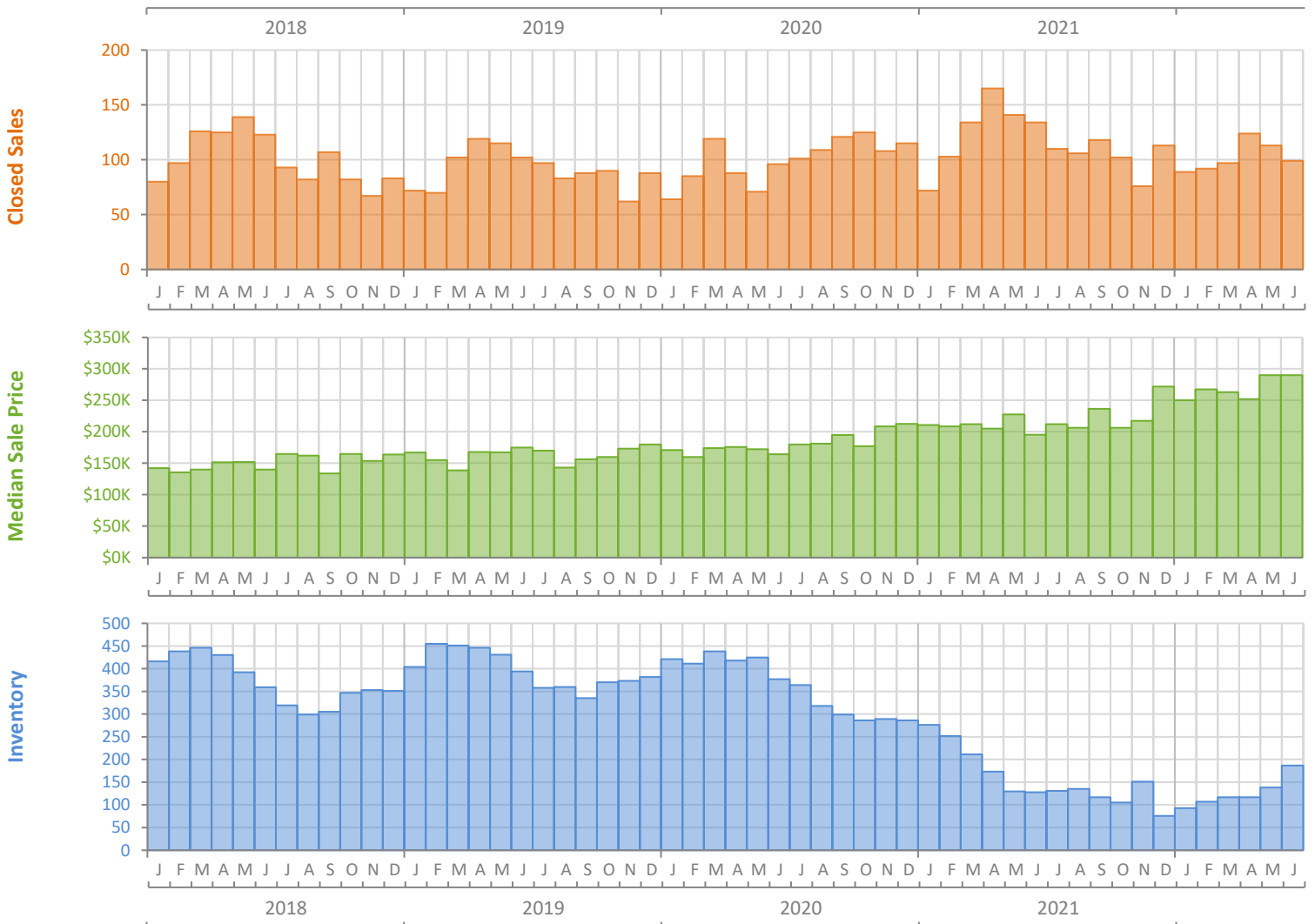
# Monthly Market Summary - June 2022

## Townhouses and Condos

### Martin County



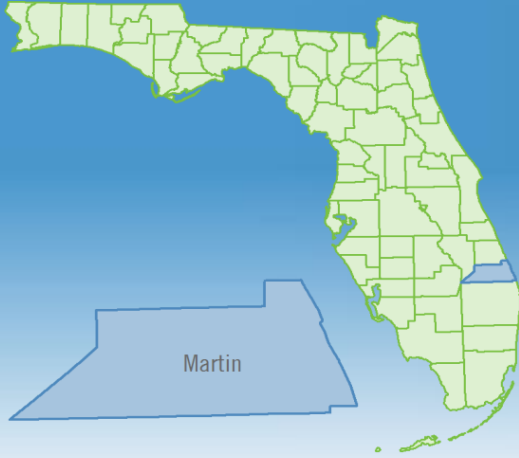
	June 2022	June 2021	Percent Change Year-over-Year
Closed Sales	99	134	-26.1%
Paid in Cash	59	79	-25.3%
Median Sale Price	\$290,000	\$195,450	48.4%
Average Sale Price	\$358,760	\$255,019	40.7%
Dollar Volume	\$35.5 Million	\$34.2 Million	3.9%
Med. Pct. of Orig. List Price Received	100.0%	98.1%	1.9%
Median Time to Contract	11 Days	19 Days	-42.1%
Median Time to Sale	51 Days	61 Days	-16.4%
New Pending Sales	73	113	-35.4%
New Listings	127	120	5.8%
Pending Inventory	153	208	-26.4%
Inventory (Active Listings)	187	128	46.1%
Months Supply of Inventory	1.8	1.1	63.6%



# Monthly Distressed Market - June 2022

## Townhouses and Condos

### Martin County



		June 2022	June 2021	Percent Change Year-over-Year
Traditional	Closed Sales	99	134	-26.1%
	Median Sale Price	\$290,000	\$195,450	48.4%
Foreclosure/REO	Closed Sales	0	0	N/A
	Median Sale Price	(No Sales)	(No Sales)	N/A
Short Sale	Closed Sales	0	0	N/A
	Median Sale Price	(No Sales)	(No Sales)	N/A

