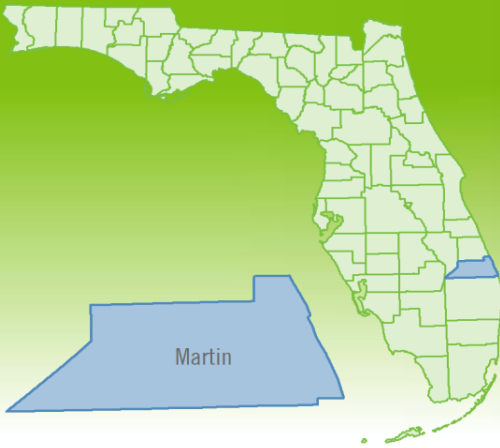


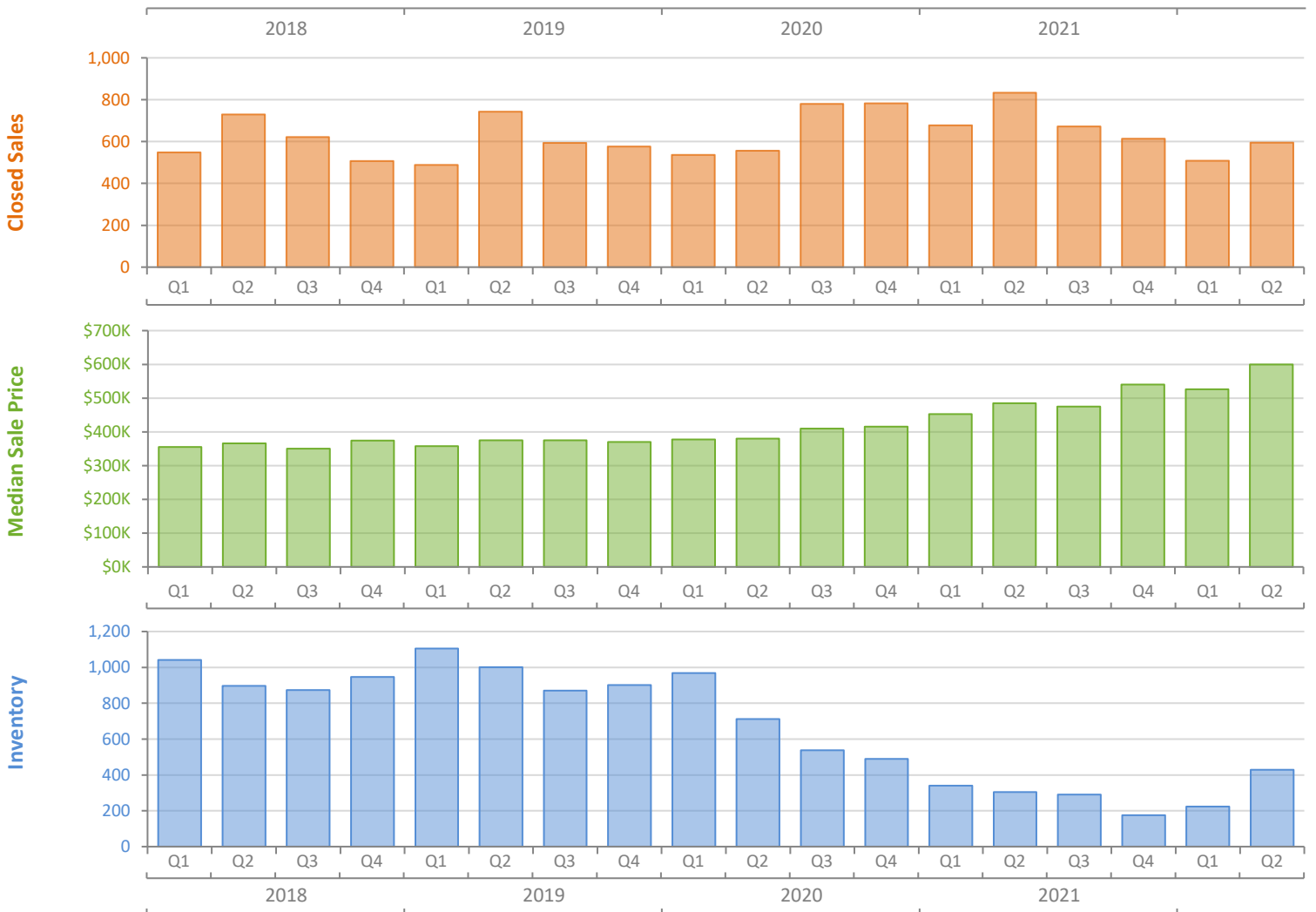
Quarterly Market Summary - Q2 2022

Single-Family Homes

Martin County



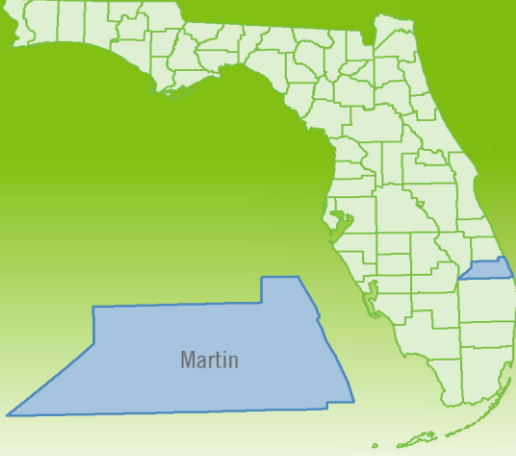
	Q2 2022	Q2 2021	Percent Change Year-over-Year
Closed Sales	595	834	-28.7%
Paid in Cash	314	369	-14.9%
Median Sale Price	\$600,000	\$485,000	23.7%
Average Sale Price	\$911,896	\$930,674	-2.0%
Dollar Volume	\$542.6 Million	\$776.2 Million	-30.1%
Med. Pct. of Orig. List Price Received	100.0%	98.9%	1.1%
Median Time to Contract	11 Days	11 Days	0.0%
Median Time to Sale	51 Days	59 Days	-13.6%
New Pending Sales	557	795	-29.9%
New Listings	803	868	-7.5%
Pending Inventory	228	369	-38.2%
Inventory (Active Listings)	429	304	41.1%
Months Supply of Inventory	2.2	1.2	83.3%



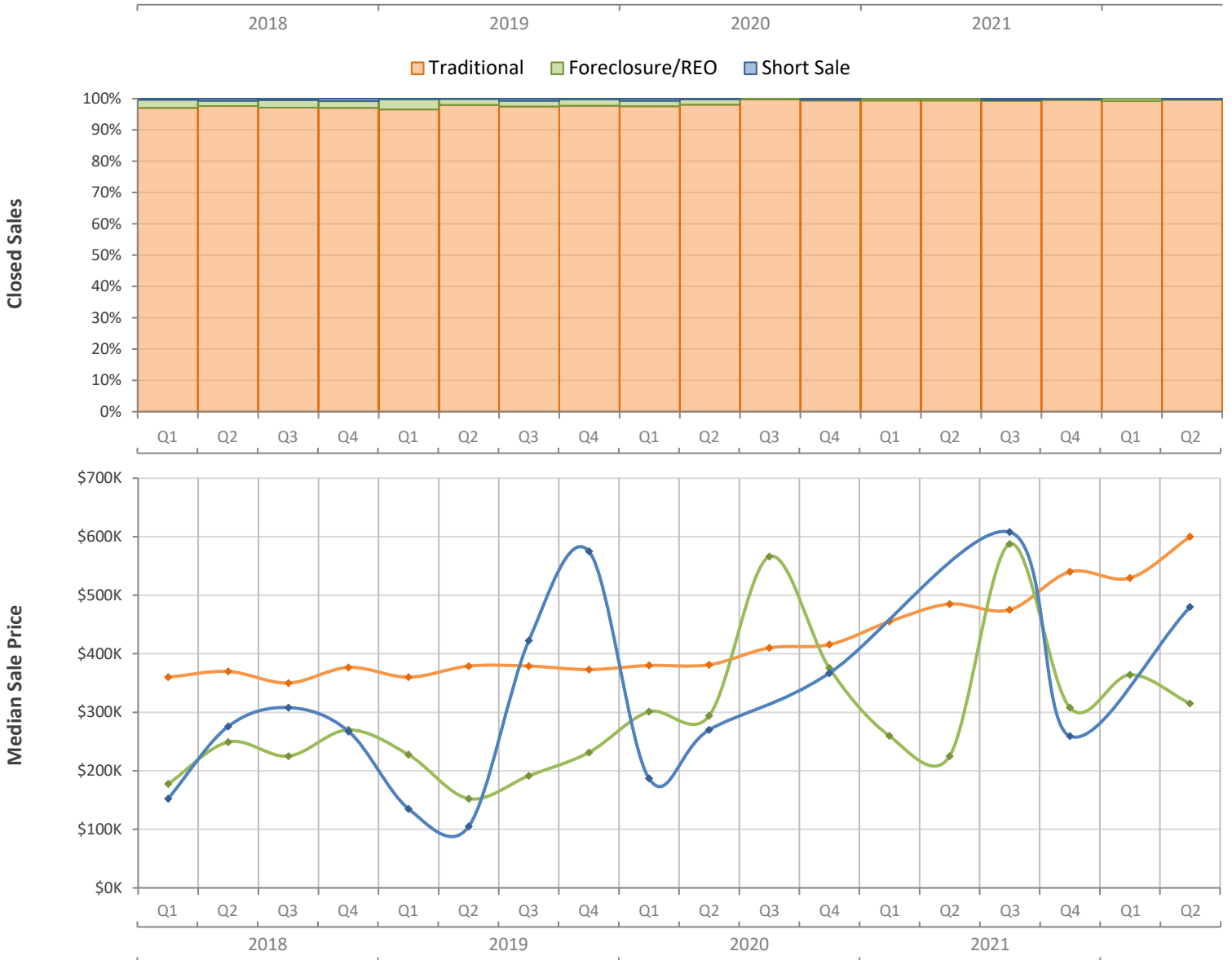
Quarterly Distressed Market - Q2 2022

Single-Family Homes

Martin County



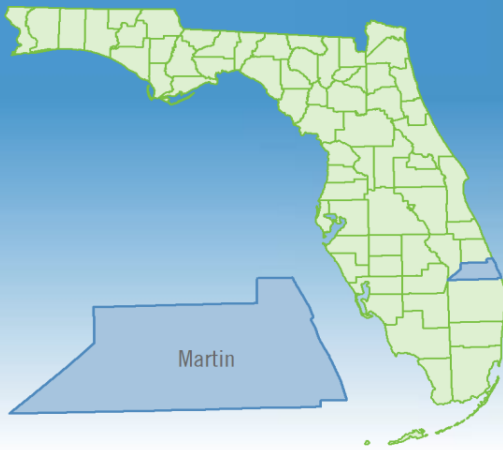
		Q2 2022	Q2 2021	Percent Change Year-over-Year
Traditional	Closed Sales	593	829	-28.5%
	Median Sale Price	\$600,000	\$485,000	23.7%
Foreclosure/REO	Closed Sales	1	5	-80.0%
	Median Sale Price	\$315,000	\$225,000	40.0%
Short Sale	Closed Sales	1	0	N/A
	Median Sale Price	\$479,900	(No Sales)	N/A



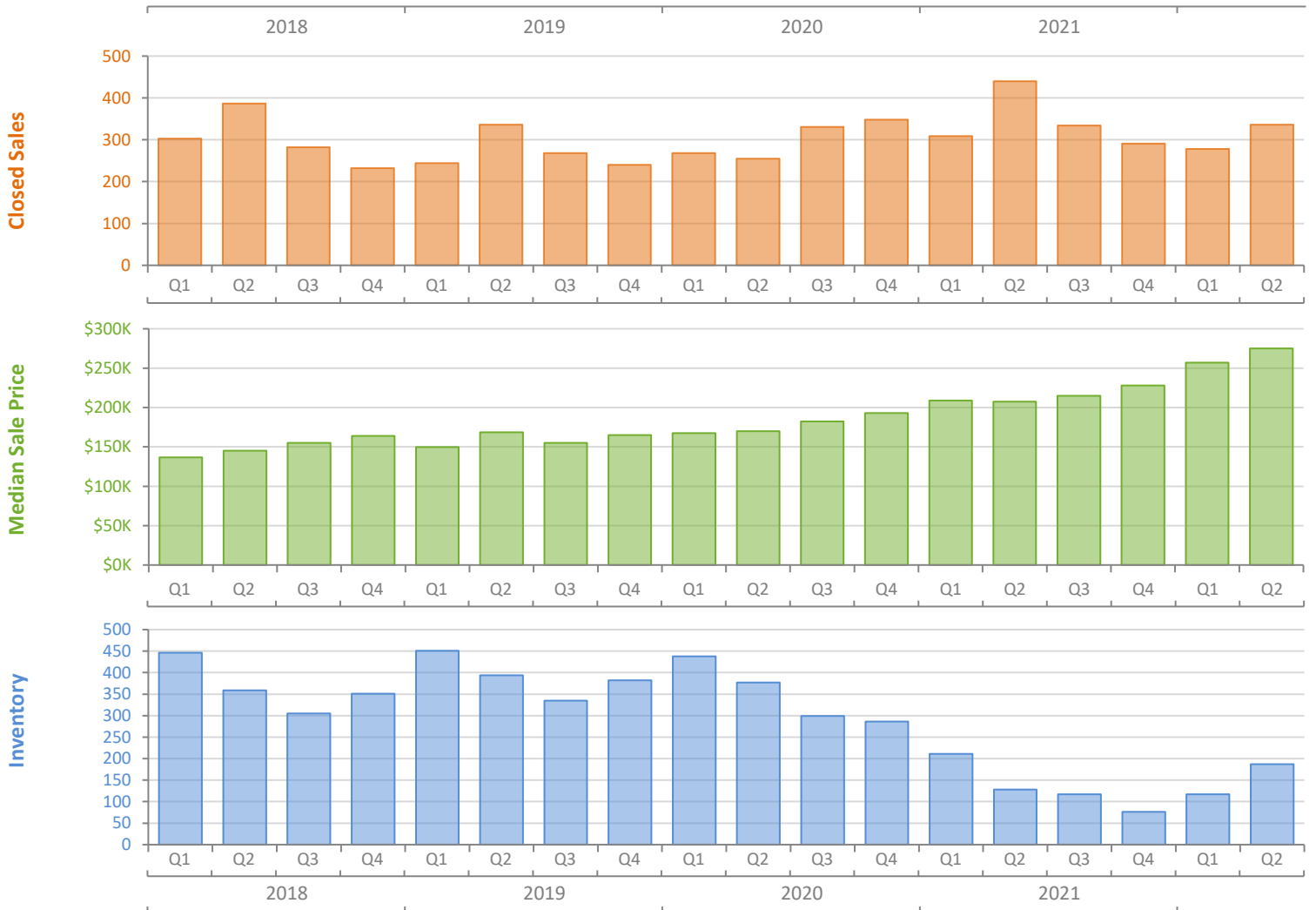
Quarterly Market Summary - Q2 2022

Townhouses and Condos

Martin County



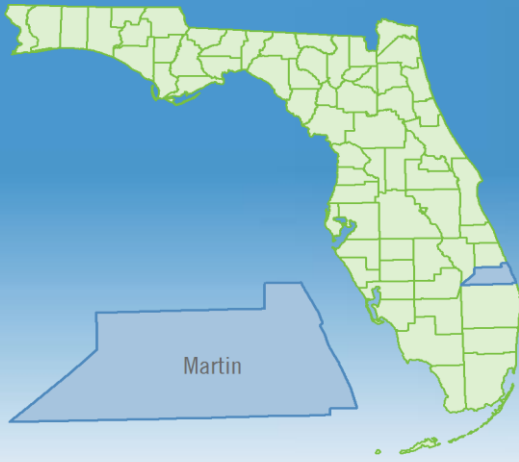
	Q2 2022	Q2 2021	Percent Change Year-over-Year
Closed Sales	336	440	-23.6%
Paid in Cash	207	266	-22.2%
Median Sale Price	\$275,000	\$207,500	32.5%
Average Sale Price	\$373,074	\$305,649	22.1%
Dollar Volume	\$125.4 Million	\$134.5 Million	-6.8%
Med. Pct. of Orig. List Price Received	100.0%	98.1%	1.9%
Median Time to Contract	9 Days	15 Days	-40.0%
Median Time to Sale	47 Days	57 Days	-17.5%
New Pending Sales	304	429	-29.1%
New Listings	381	383	-0.5%
Pending Inventory	153	208	-26.4%
Inventory (Active Listings)	187	128	46.1%
Months Supply of Inventory	1.8	1.1	63.6%



Quarterly Distressed Market - Q2 2022

Townhouses and Condos

Martin County



		Q2 2022	Q2 2021	Percent Change Year-over-Year
Traditional	Closed Sales	334	438	-23.7%
	Median Sale Price	\$275,000	\$208,250	32.1%
Foreclosure/REO	Closed Sales	2	2	0.0%
	Median Sale Price	\$220,711	\$169,584	30.1%
Short Sale	Closed Sales	0	0	N/A
	Median Sale Price	(No Sales)	(No Sales)	N/A

