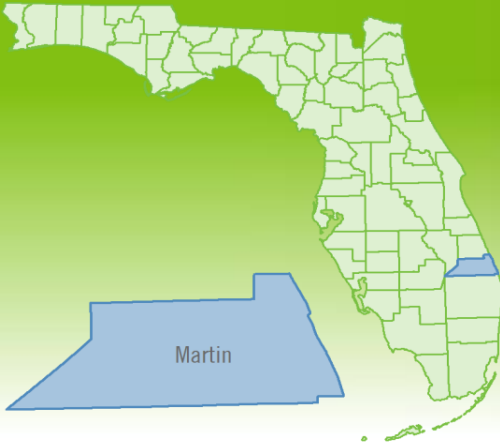


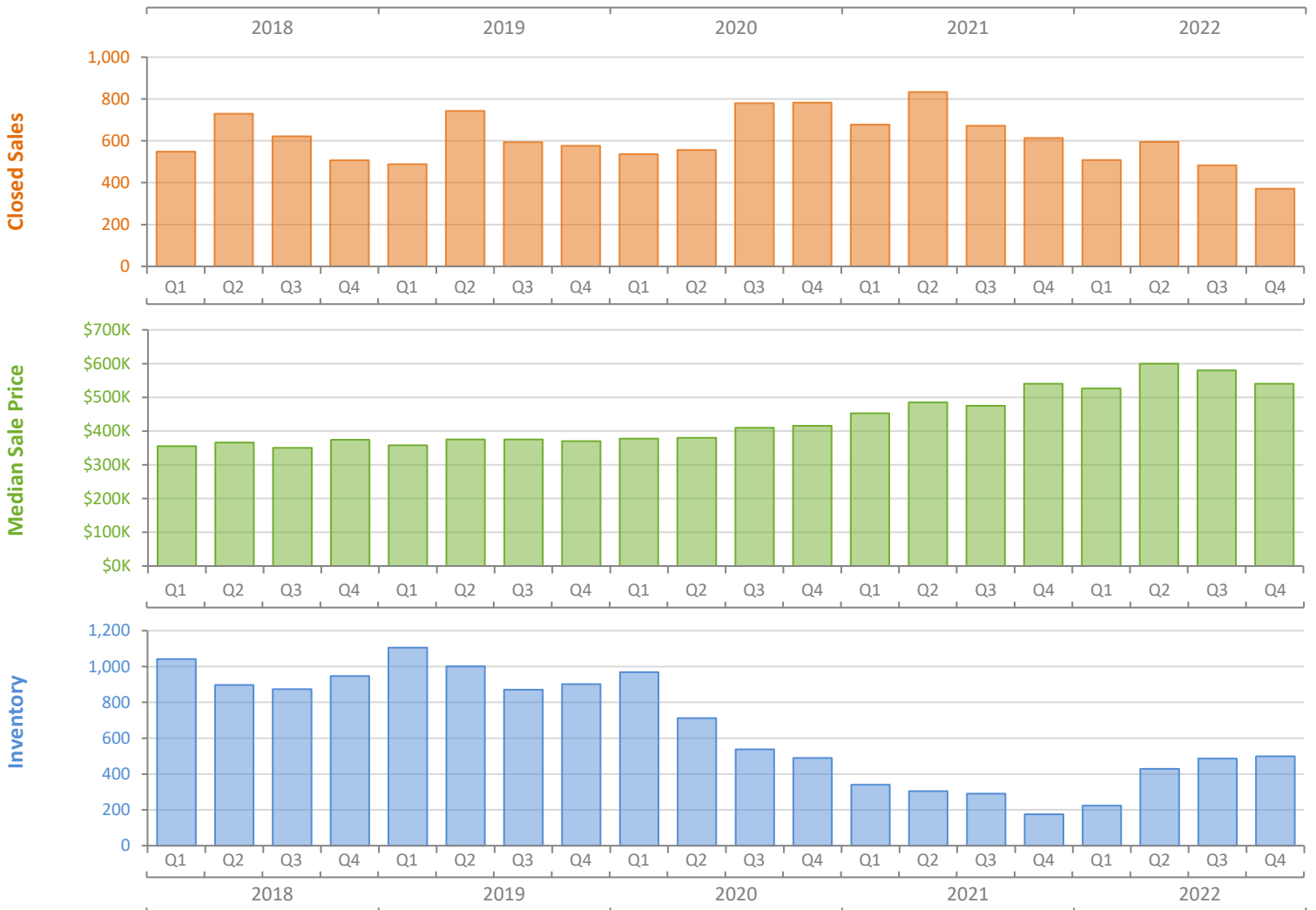
Quarterly Market Summary - Q4 2022

Single-Family Homes

Martin County



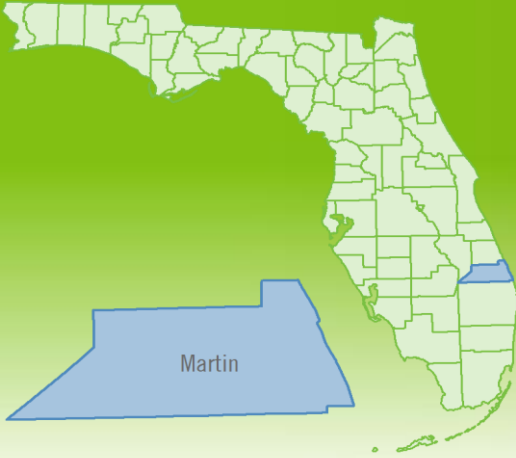
	Q4 2022	Q4 2021	Percent Change Year-over-Year
Closed Sales	371	614	-39.6%
Paid in Cash	173	263	-34.2%
Median Sale Price	\$540,000	\$540,000	0.0%
Average Sale Price	\$830,391	\$796,965	4.2%
Dollar Volume	\$308.1 Million	\$489.3 Million	-37.0%
Med. Pct. of Orig. List Price Received	95.7%	98.6%	-2.9%
Median Time to Contract	32 Days	15 Days	113.3%
Median Time to Sale	72 Days	55 Days	30.9%
New Pending Sales	358	556	-35.6%
New Listings	494	500	-1.2%
Pending Inventory	160	216	-25.9%
Inventory (Active Listings)	499	175	185.1%
Months Supply of Inventory	3.1	0.8	287.5%



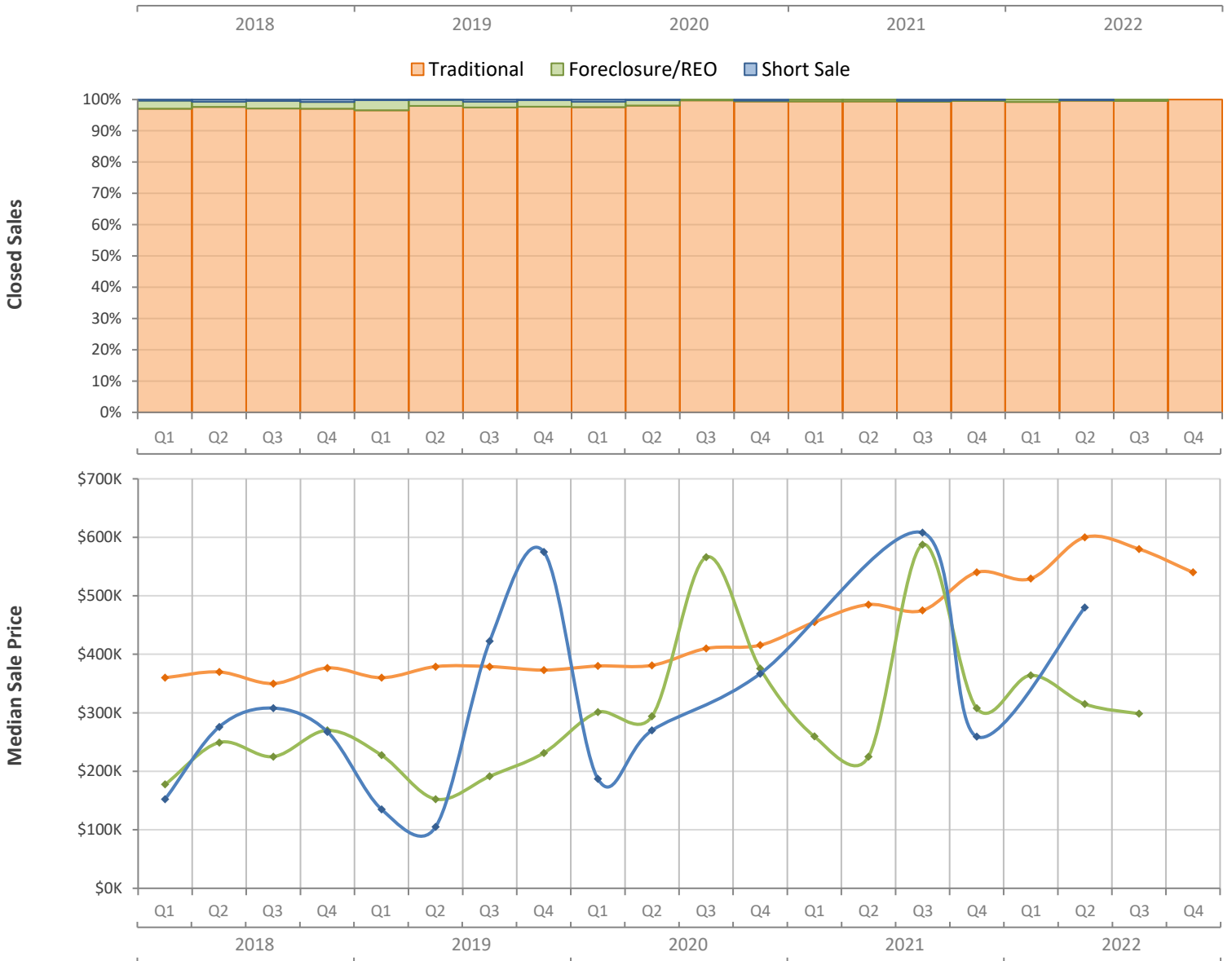
Quarterly Distressed Market - Q4 2022

Single-Family Homes

Martin County



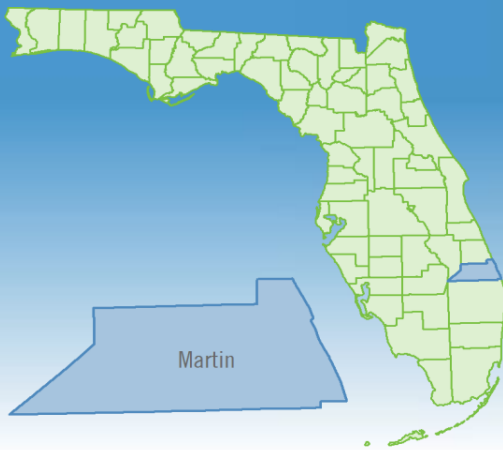
		Q4 2022	Q4 2021	Percent Change Year-over-Year
Traditional	Closed Sales	371	611	-39.3%
	Median Sale Price	\$540,000	\$540,000	0.0%
Foreclosure/REO	Closed Sales	0	2	-100.0%
	Median Sale Price	(No Sales)	\$307,921	N/A
Short Sale	Closed Sales	0	1	-100.0%
	Median Sale Price	(No Sales)	\$259,350	N/A



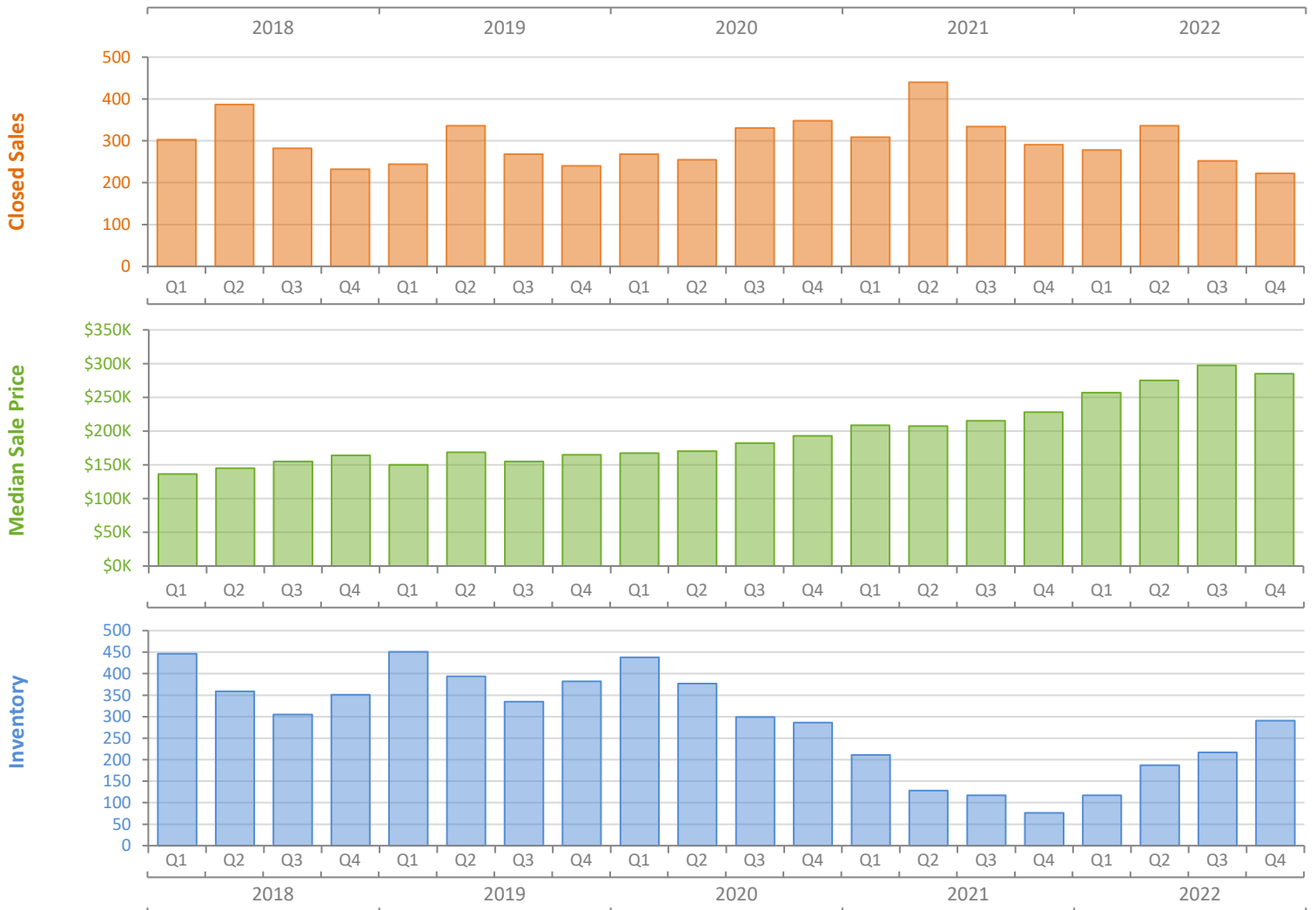
Quarterly Market Summary - Q4 2022

Townhouses and Condos

Martin County



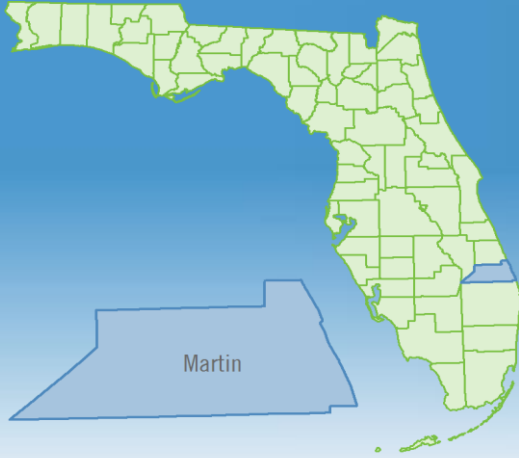
	Q4 2022	Q4 2021	Percent Change Year-over-Year
Closed Sales	222	291	-23.7%
Paid in Cash	144	174	-17.2%
Median Sale Price	\$285,000	\$228,000	25.0%
Average Sale Price	\$315,992	\$280,935	12.5%
Dollar Volume	\$70.2 Million	\$81.8 Million	-14.2%
Med. Pct. of Orig. List Price Received	95.6%	100.0%	-4.4%
Median Time to Contract	25 Days	10 Days	150.0%
Median Time to Sale	61 Days	49 Days	24.5%
New Pending Sales	188	290	-35.2%
New Listings	291	314	-7.3%
Pending Inventory	93	143	-35.0%
Inventory (Active Listings)	291	76	282.9%
Months Supply of Inventory	3.2	0.7	357.1%



Quarterly Distressed Market - Q4 2022

Townhouses and Condos

Martin County



		Q4 2022	Q4 2021	Percent Change Year-over-Year
Traditional	Closed Sales	221	290	-23.8%
	Median Sale Price	\$285,000	\$228,000	25.0%
Foreclosure/REO	Closed Sales	1	1	0.0%
	Median Sale Price	\$180,000	\$150,000	20.0%
Short Sale	Closed Sales	0	0	N/A
	Median Sale Price	(No Sales)	(No Sales)	N/A

