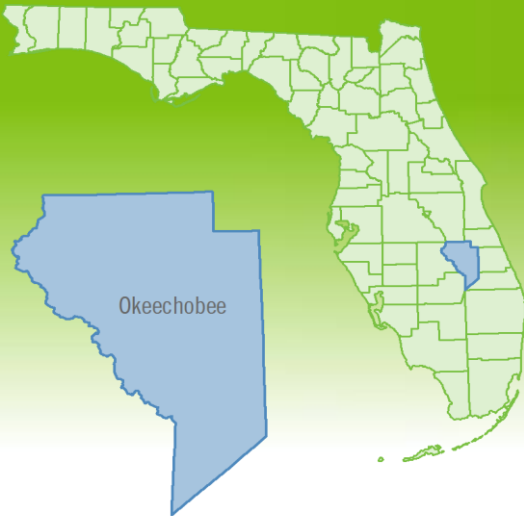


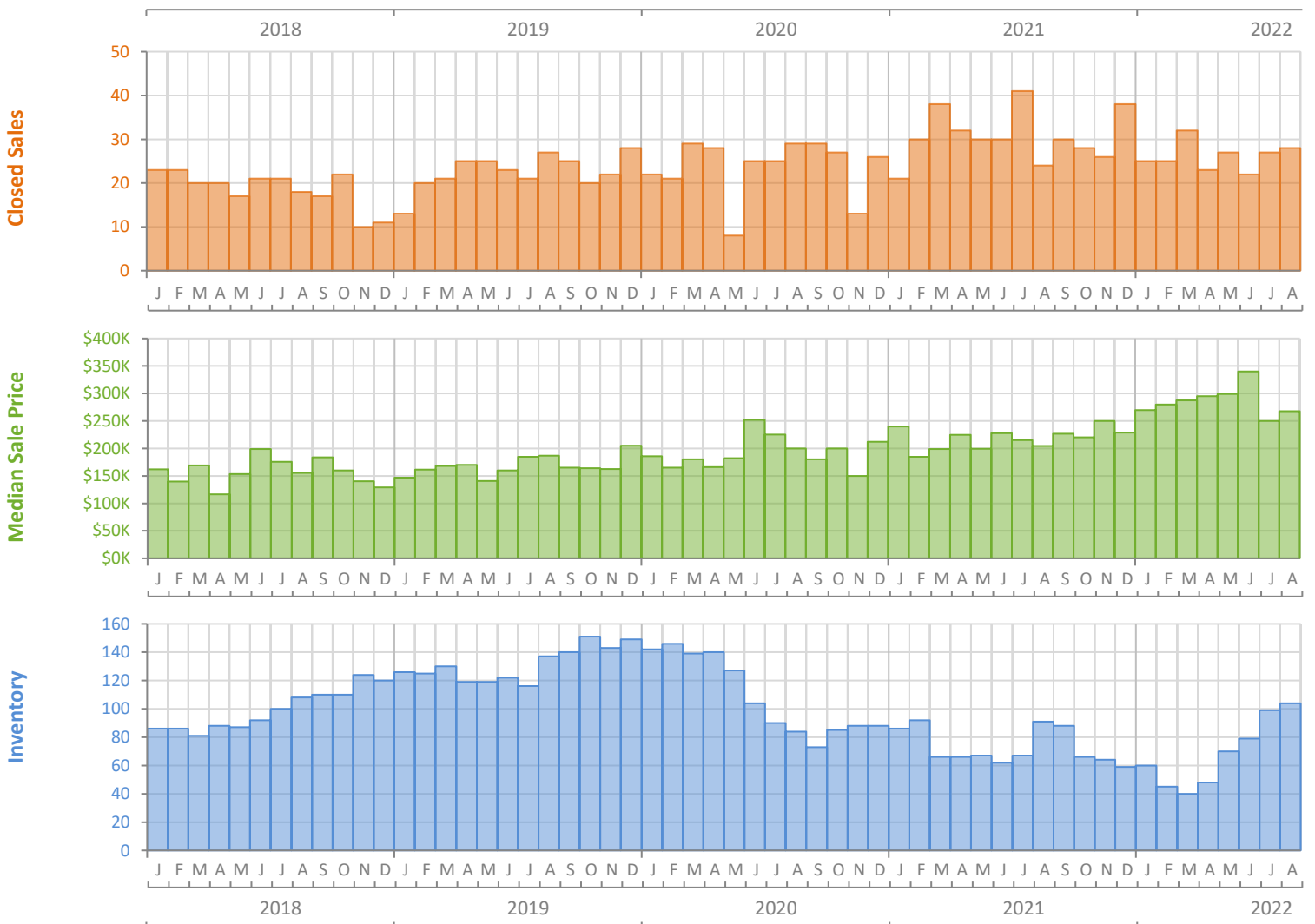
# Monthly Market Summary - August 2022

## Single-Family Homes

### Okeechobee County



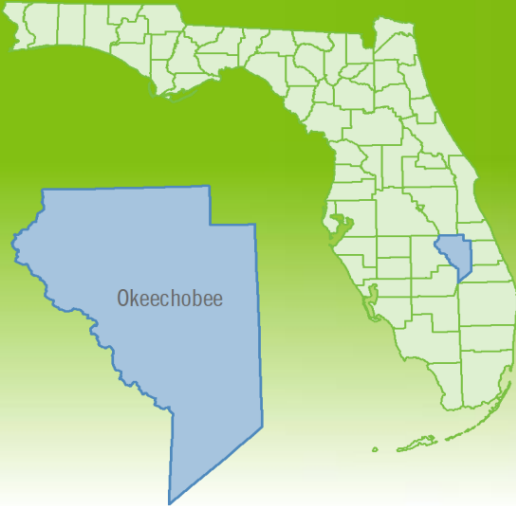
	August 2022	August 2021	Percent Change Year-over-Year
Closed Sales	28	24	16.7%
Paid in Cash	7	6	16.7%
Median Sale Price	\$267,500	\$204,500	30.8%
Average Sale Price	\$307,714	\$241,229	27.6%
Dollar Volume	\$8.6 Million	\$5.8 Million	48.8%
Med. Pct. of Orig. List Price Received	96.6%	98.5%	-1.9%
Median Time to Contract	43 Days	10 Days	330.0%
Median Time to Sale	78 Days	70 Days	11.4%
New Pending Sales	38	20	90.0%
New Listings	50	48	4.2%
Pending Inventory	58	40	45.0%
Inventory (Active Listings)	104	91	14.3%
Months Supply of Inventory	3.8	3.2	18.8%



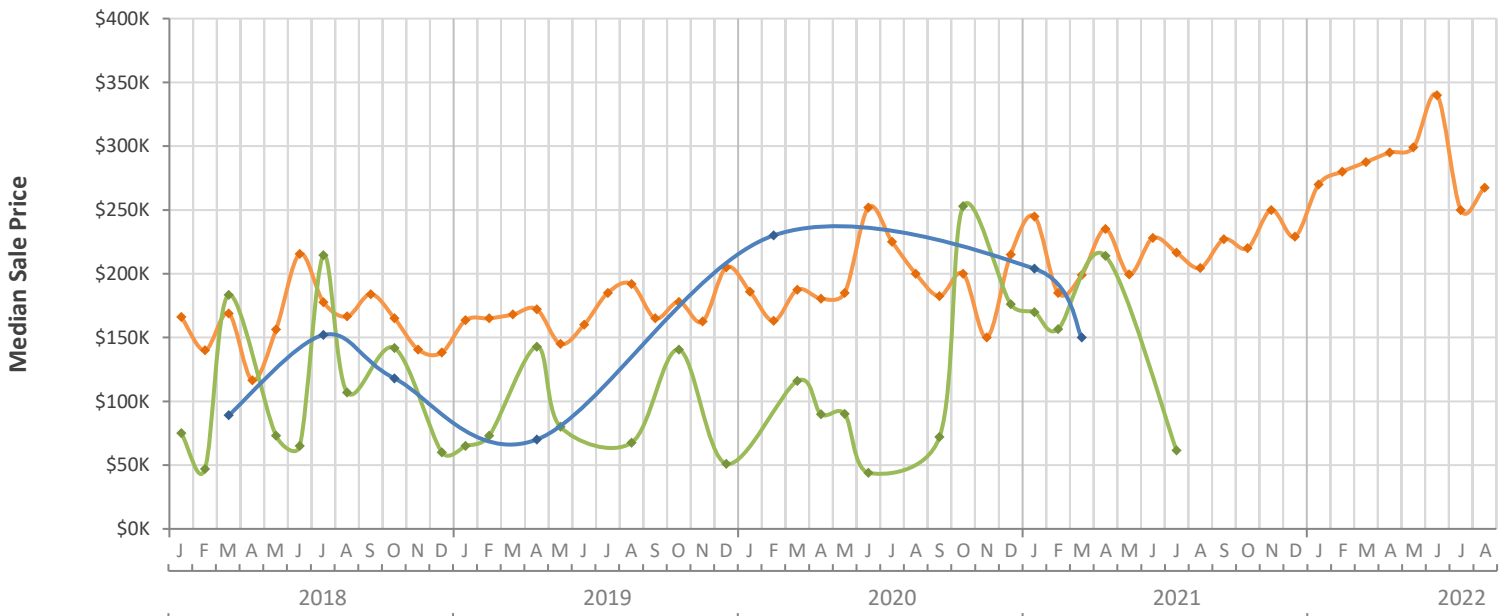
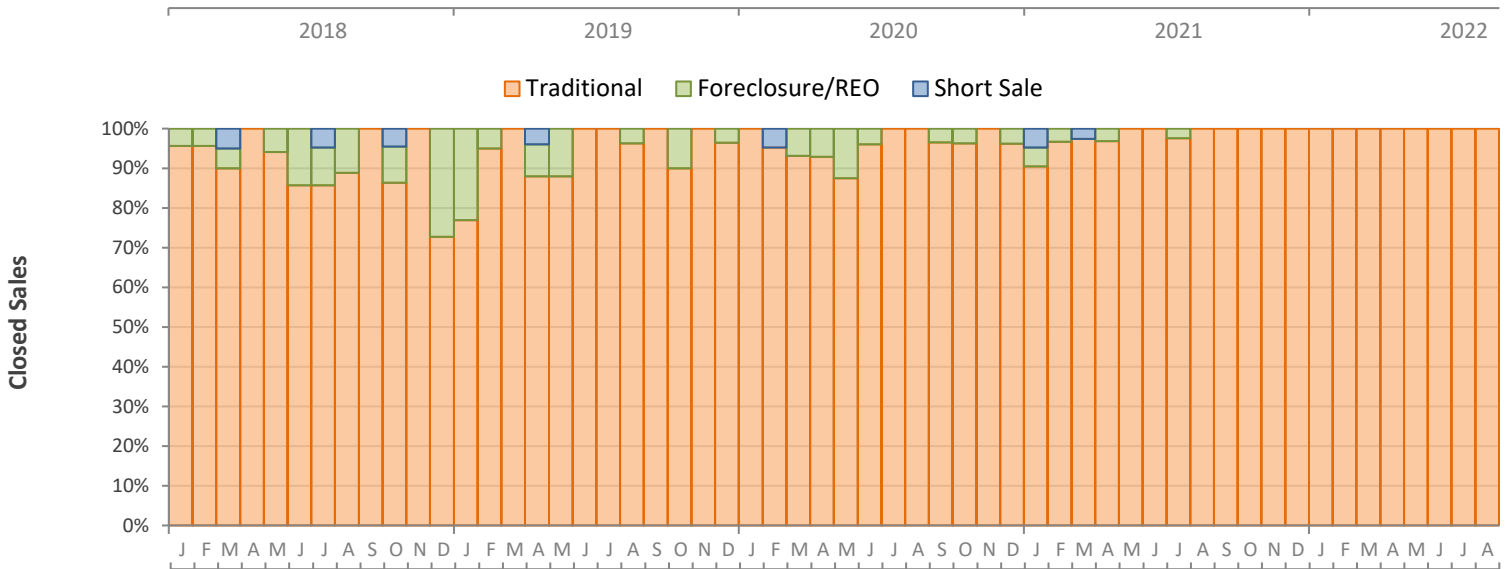
# Monthly Distressed Market - August 2022

## Single-Family Homes

### Okeechobee County



		August 2022	August 2021	Percent Change Year-over-Year
Traditional	Closed Sales	28	24	16.7%
	Median Sale Price	\$267,500	\$204,500	30.8%
Foreclosure/REO	Closed Sales	0	0	N/A
	Median Sale Price	(No Sales)	(No Sales)	N/A
Short Sale	Closed Sales	0	0	N/A
	Median Sale Price	(No Sales)	(No Sales)	N/A



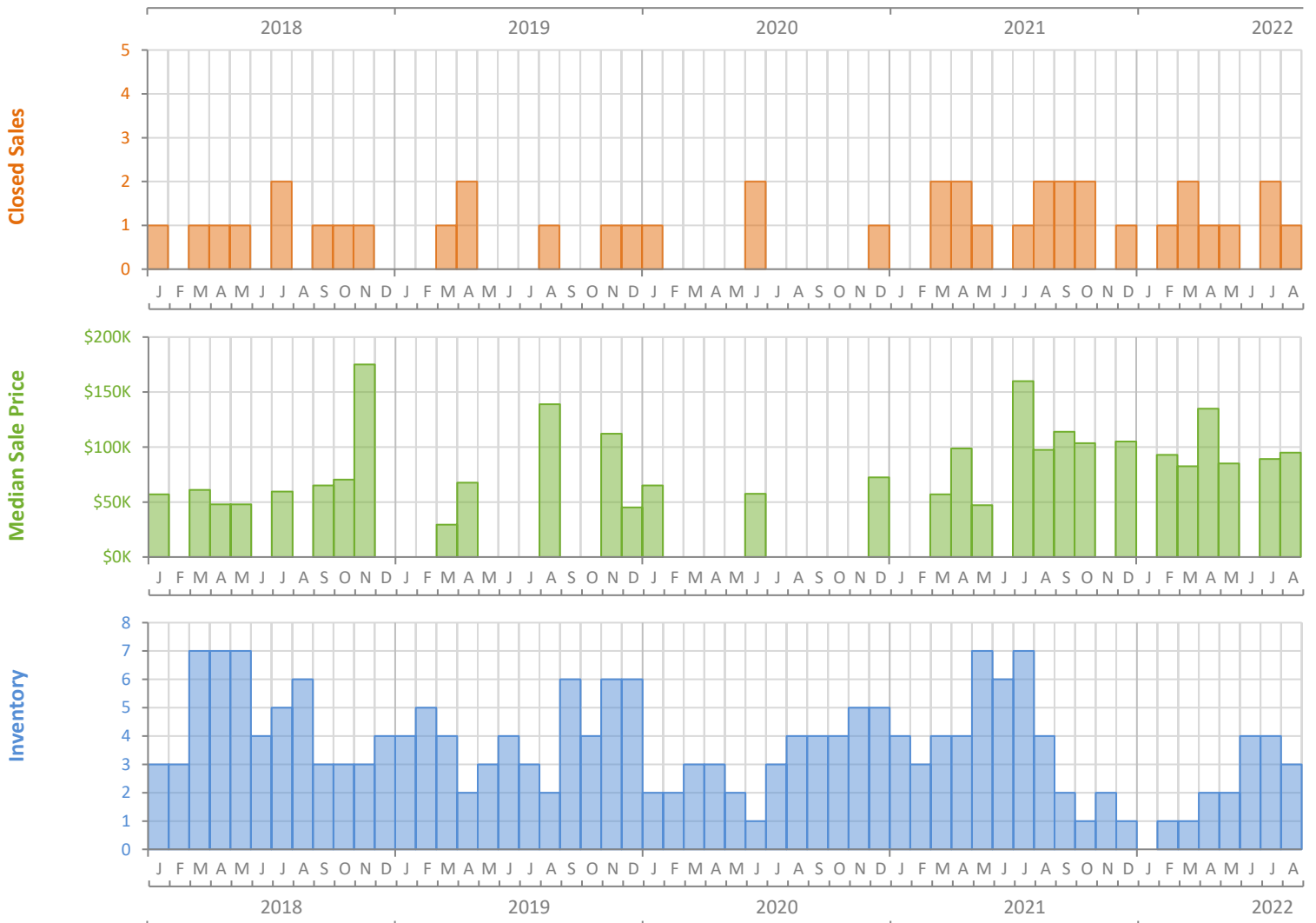
# Monthly Market Summary - August 2022

## Townhouses and Condos

### Okeechobee County



	August 2022	August 2021	Percent Change Year-over-Year
Closed Sales	1	2	-50.0%
Paid in Cash	1	1	0.0%
Median Sale Price	\$95,000	\$97,500	-2.6%
Average Sale Price	\$95,000	\$97,500	-2.6%
Dollar Volume	\$95,000	\$195,000	-51.3%
Med. Pct. of Orig. List Price Received	87.2%	81.3%	7.3%
Median Time to Contract	9 Days	41 Days	-78.0%
Median Time to Sale	30 Days	74 Days	-59.5%
New Pending Sales	1	2	-50.0%
New Listings	2	1	100.0%
Pending Inventory	1	3	-66.7%
Inventory (Active Listings)	3	4	-25.0%
Months Supply of Inventory	2.8	5.3	-47.2%



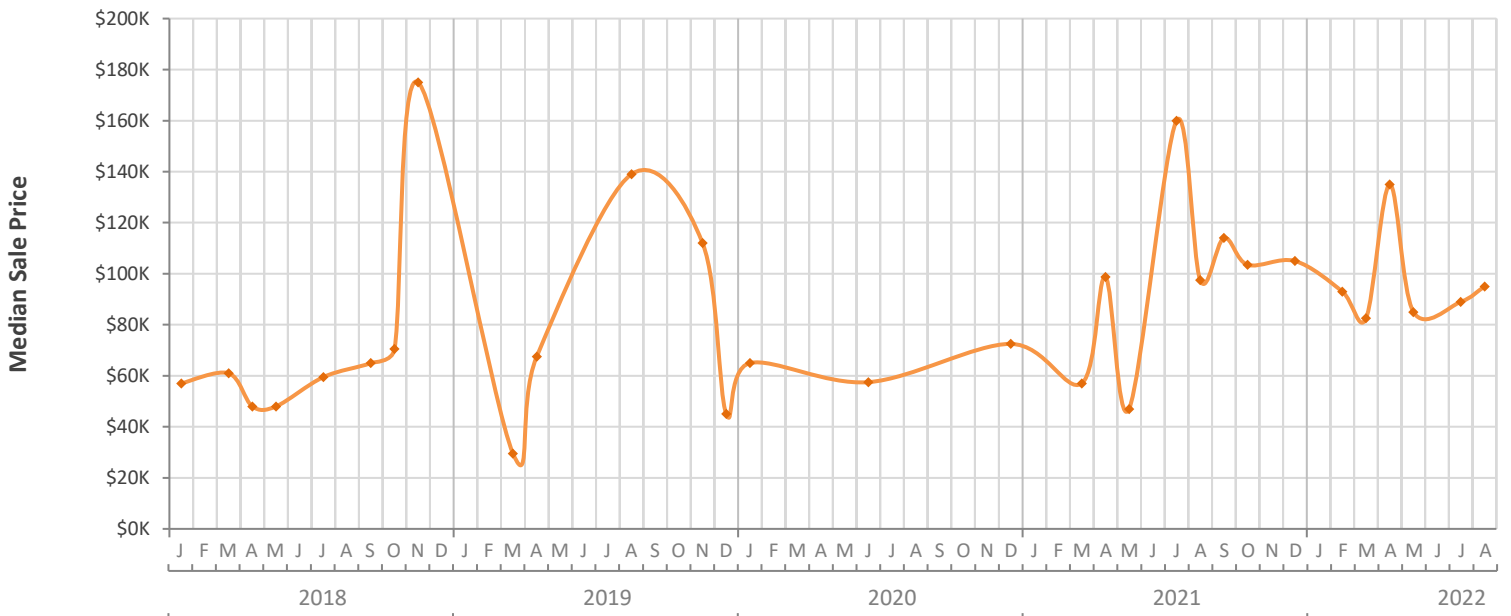
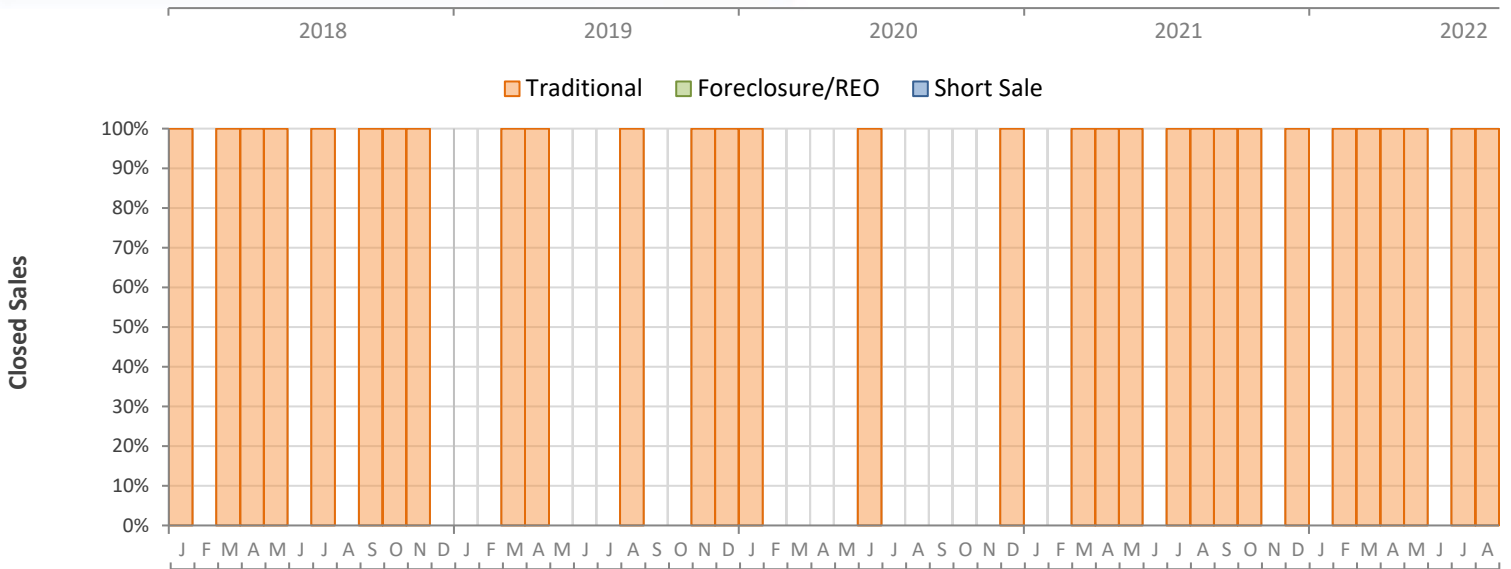
# Monthly Distressed Market - August 2022

## Townhouses and Condos

### Okeechobee County



		August 2022	August 2021	Percent Change Year-over-Year
Traditional	Closed Sales	1	2	-50.0%
	Median Sale Price	\$95,000	\$97,500	-2.6%
Foreclosure/REO	Closed Sales	0	0	N/A
	Median Sale Price	(No Sales)	(No Sales)	N/A
Short Sale	Closed Sales	0	0	N/A
	Median Sale Price	(No Sales)	(No Sales)	N/A



Produced by Florida REALTORS® with data provided by Florida's multiple listing services. Statistics for each month compiled from MLS feeds on the 15th day of the following month. Data released on Wednesday, September 21, 2022. Next data release is Thursday, October 20, 2022.