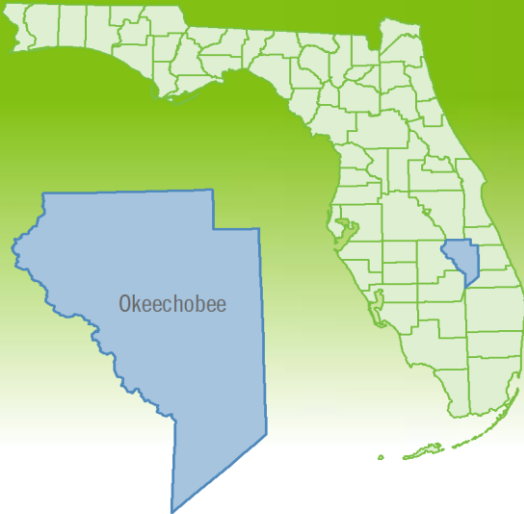


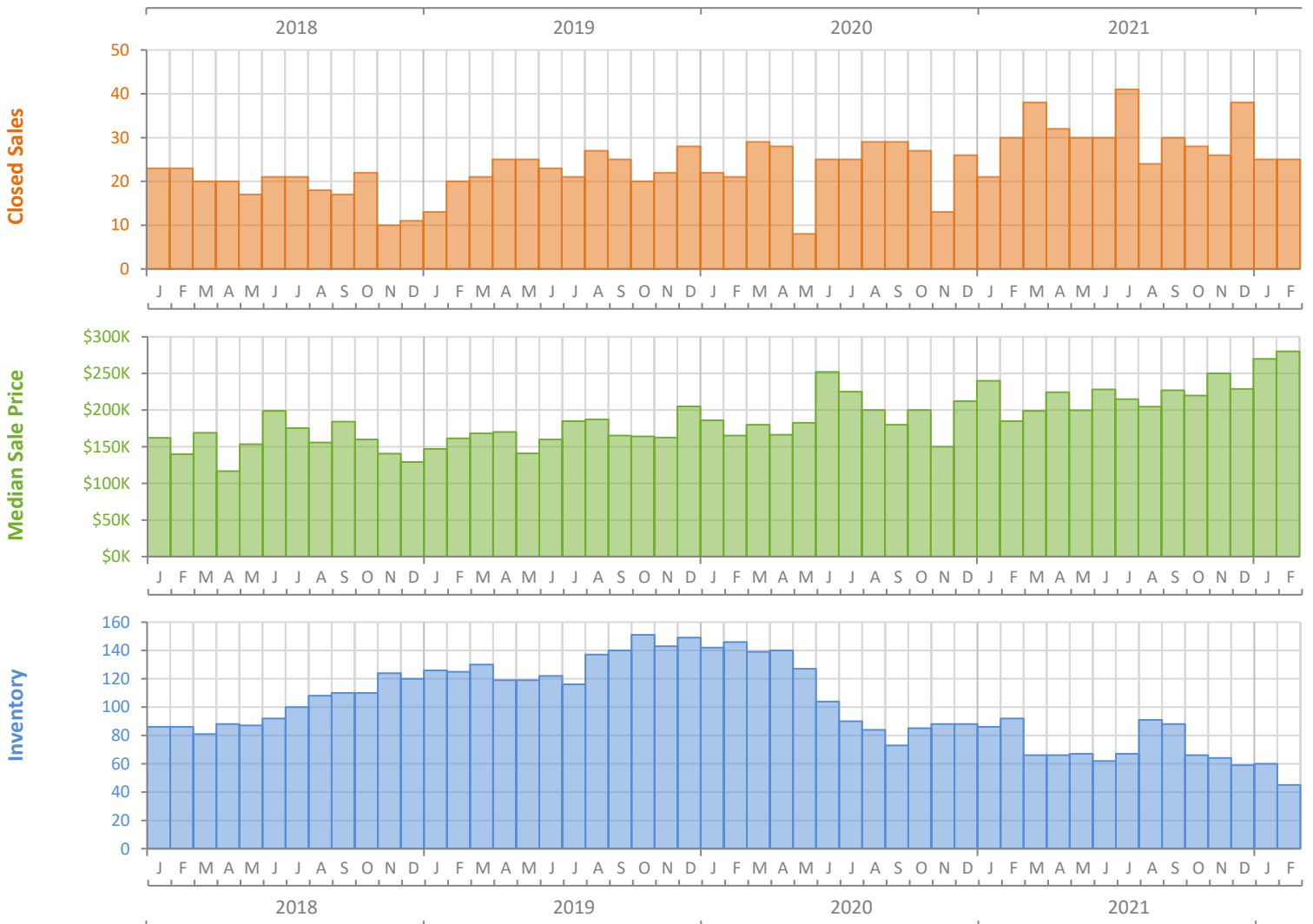
Monthly Market Summary - February 2022

Single-Family Homes

Okeechobee County



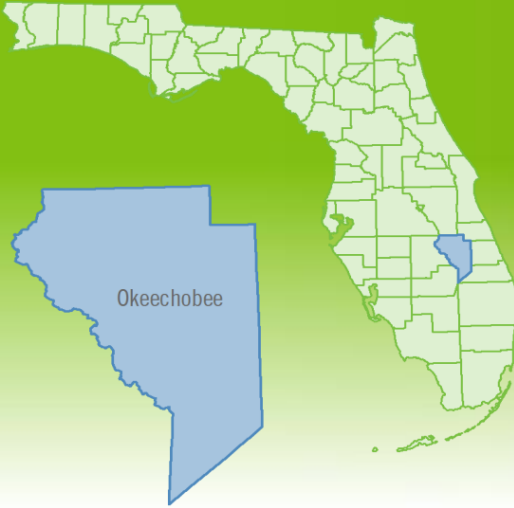
	February 2022	February 2021	Percent Change Year-over-Year
Closed Sales	25	30	-16.7%
Paid in Cash	9	7	28.6%
Median Sale Price	\$280,000	\$185,000	51.4%
Average Sale Price	\$323,840	\$223,657	44.8%
Dollar Volume	\$8.1 Million	\$6.7 Million	20.7%
Med. Pct. of Orig. List Price Received	99.3%	94.7%	4.9%
Median Time to Contract	17 Days	49 Days	-65.3%
Median Time to Sale	72 Days	106 Days	-32.1%
New Pending Sales	32	34	-5.9%
New Listings	20	37	-45.9%
Pending Inventory	47	61	-23.0%
Inventory (Active Listings)	45	92	-51.1%
Months Supply of Inventory	1.5	3.8	-60.5%



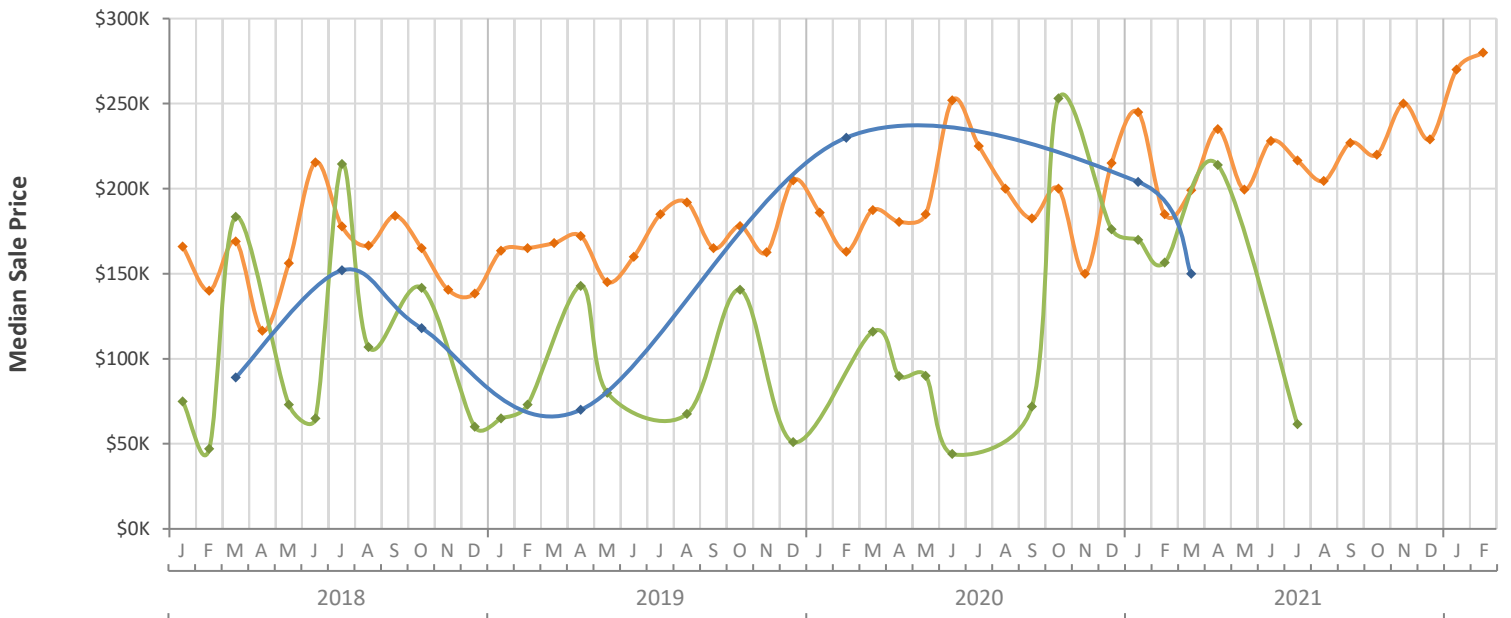
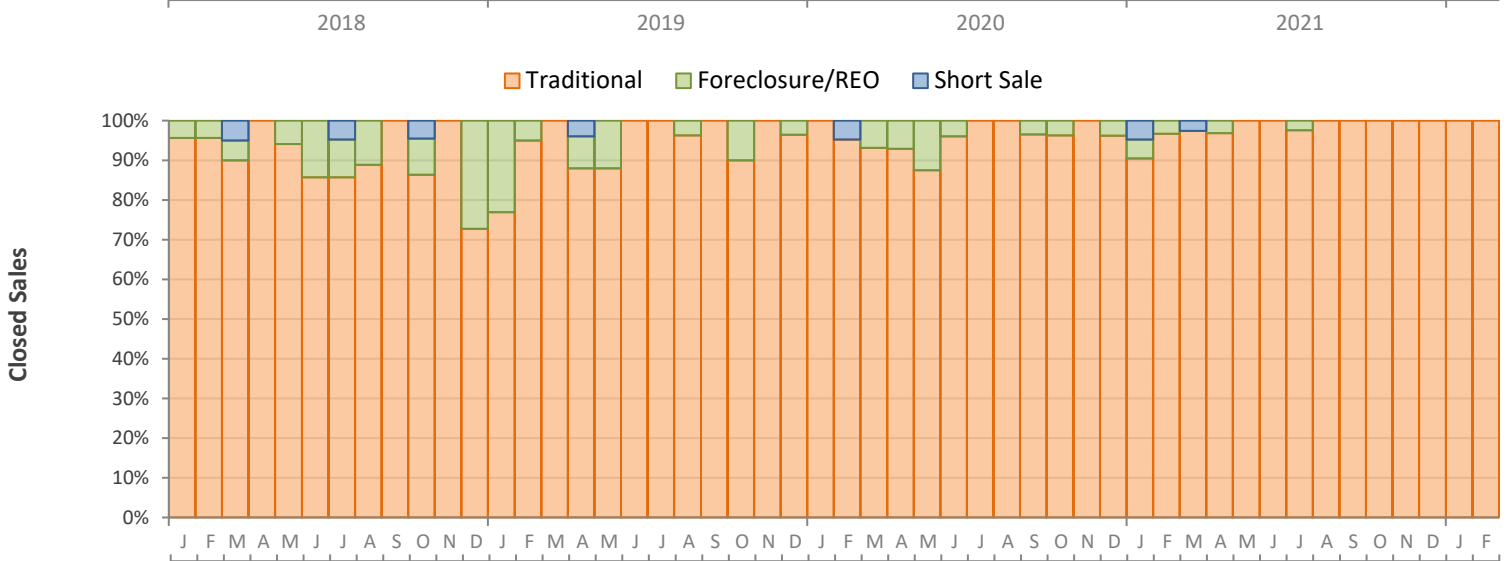
Monthly Distressed Market - February 2022

Single-Family Homes

Okeechobee County



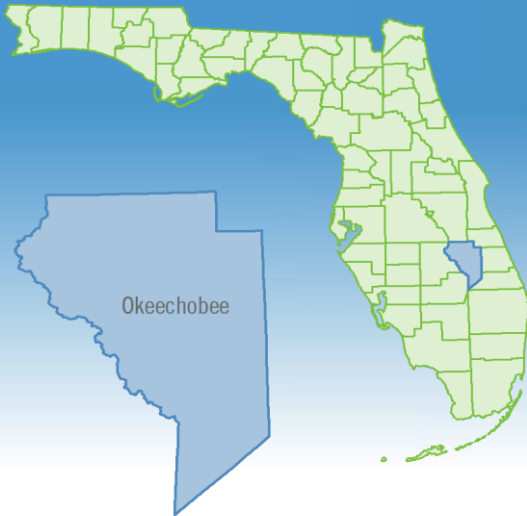
		February 2022	February 2021	Percent Change Year-over-Year
Traditional	Closed Sales	25	29	-13.8%
	Median Sale Price	\$280,000	\$185,000	51.4%
Foreclosure/REO	Closed Sales	0	1	-100.0%
	Median Sale Price	(No Sales)	\$156,500	N/A
Short Sale	Closed Sales	0	0	N/A
	Median Sale Price	(No Sales)	(No Sales)	N/A



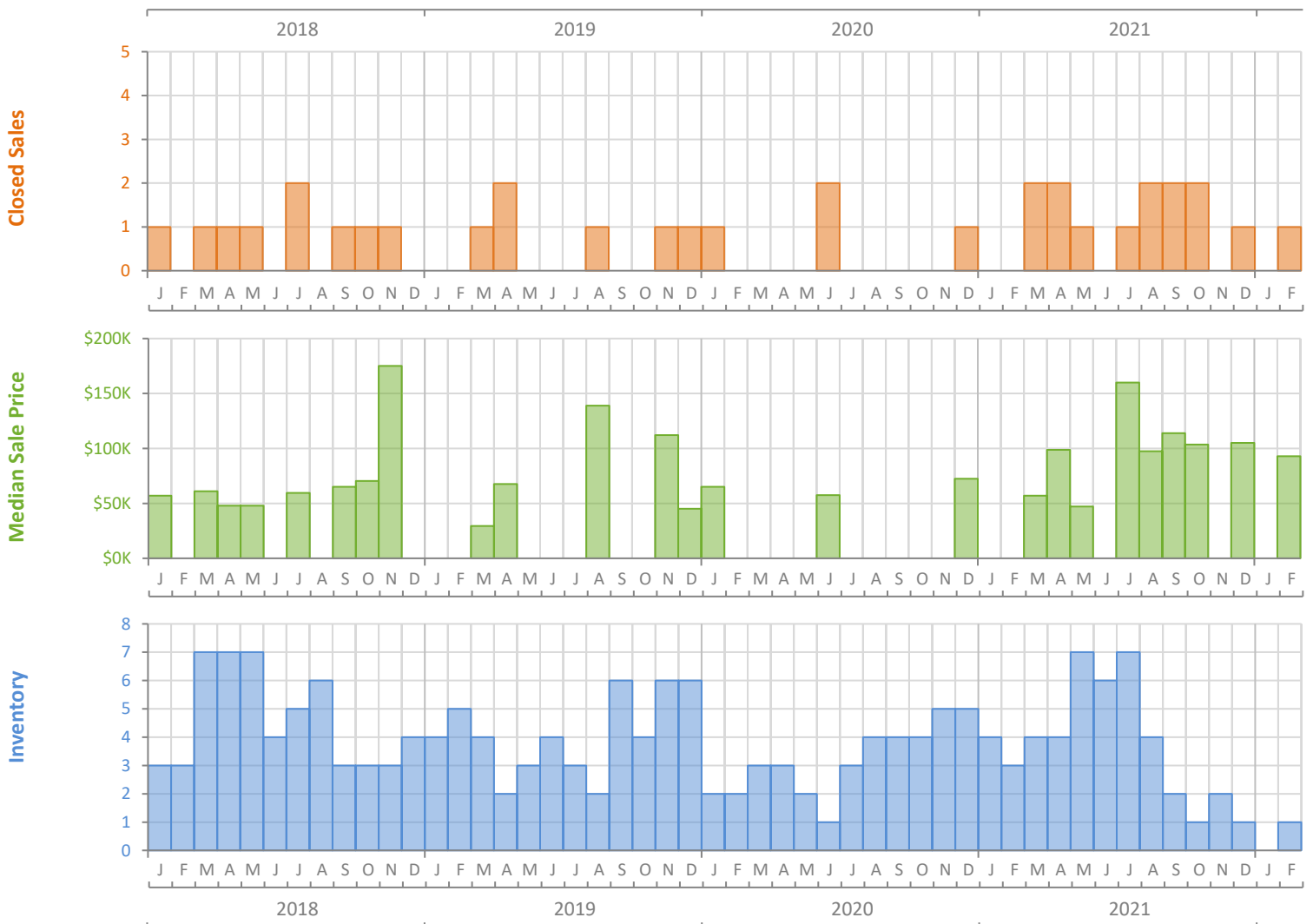
Monthly Market Summary - February 2022

Townhouses and Condos

Okeechobee County



	February 2022	February 2021	Percent Change Year-over-Year
Closed Sales	1	0	N/A
Paid in Cash	1	0	N/A
Median Sale Price	\$93,000	(No Sales)	N/A
Average Sale Price	\$93,000	(No Sales)	N/A
Dollar Volume	\$93,000	\$0	N/A
Med. Pct. of Orig. List Price Received	64.1%	(No Sales)	N/A
Median Time to Contract	235 Days	(No Sales)	N/A
Median Time to Sale	270 Days	(No Sales)	N/A
New Pending Sales	0	2	-100.0%
New Listings	1	1	0.0%
Pending Inventory	2	3	-33.3%
Inventory (Active Listings)	1	3	-66.7%
Months Supply of Inventory	0.9	12.0	-92.5%



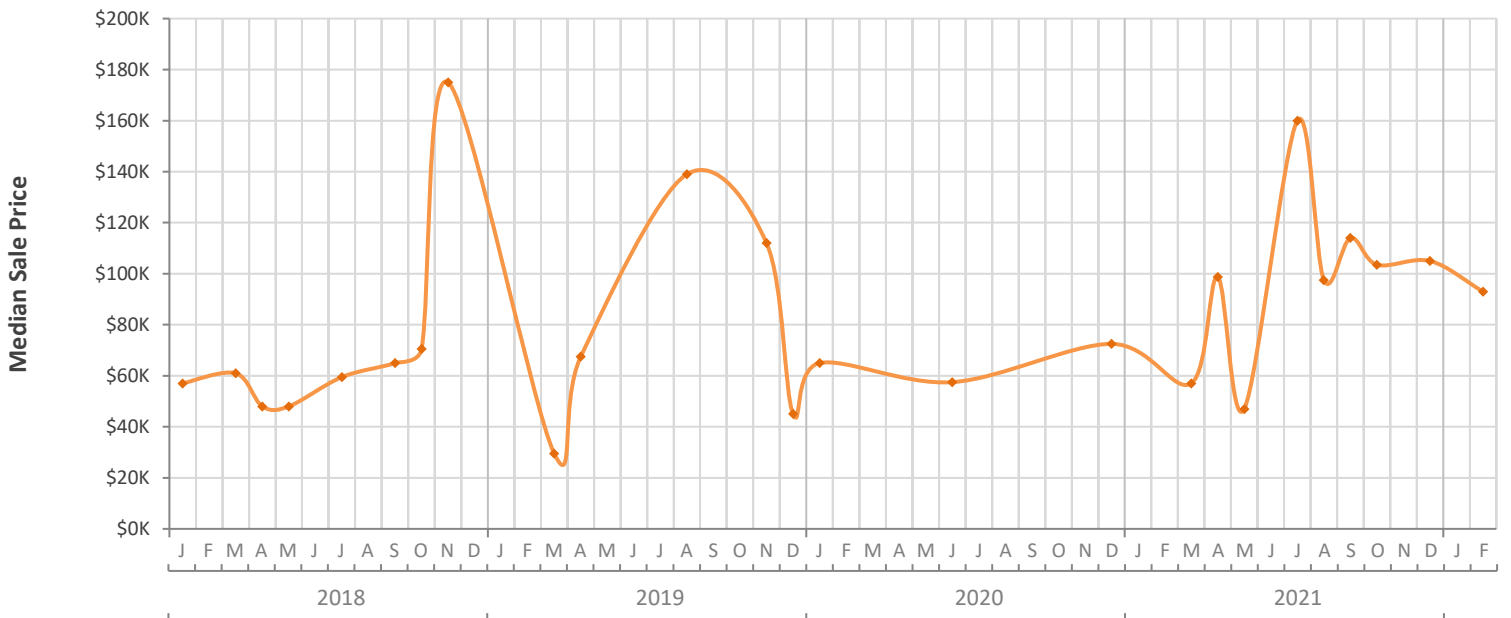
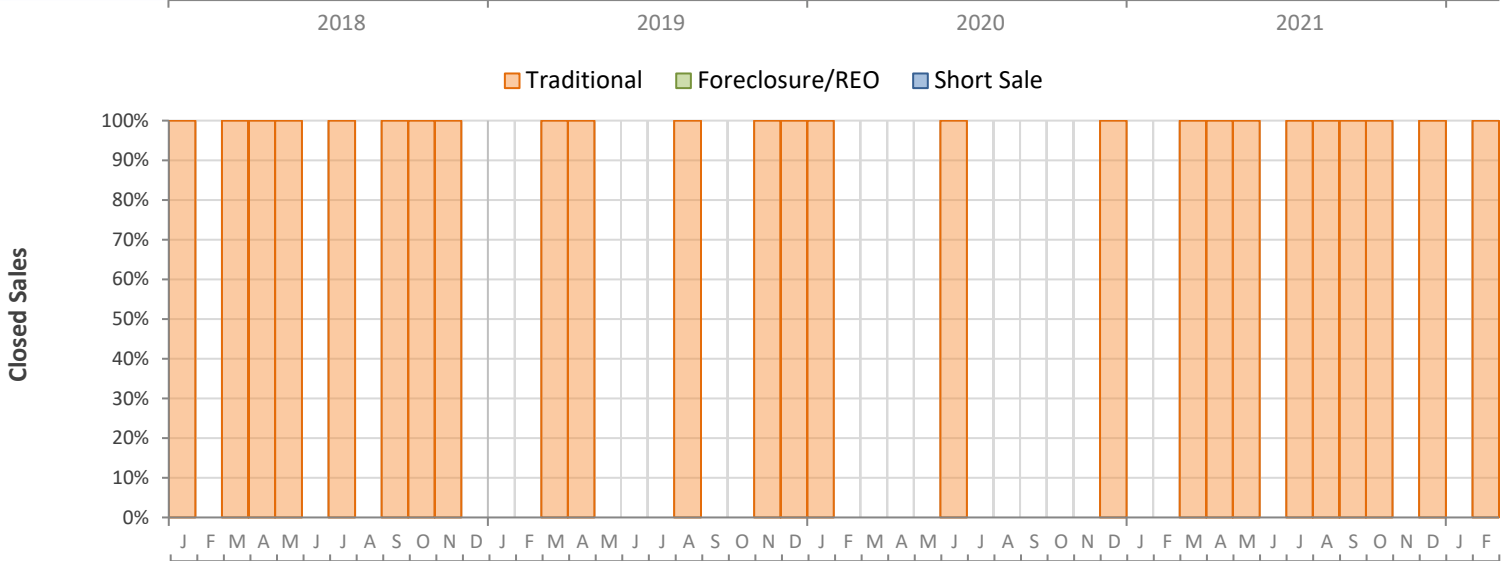
Monthly Distressed Market - February 2022

Townhouses and Condos

Okeechobee County



		February 2022	February 2021	Percent Change Year-over-Year
Traditional	Closed Sales	1	0	N/A
	Median Sale Price	\$93,000	(No Sales)	N/A
Foreclosure/REO	Closed Sales	0	0	N/A
	Median Sale Price	(No Sales)	(No Sales)	N/A
Short Sale	Closed Sales	0	0	N/A
	Median Sale Price	(No Sales)	(No Sales)	N/A



Produced by Florida REALTORS® with data provided by Florida's multiple listing services. Statistics for each month compiled from MLS feeds on the 15th day of the following month. Data released on Friday, March 18, 2022. Next data release is Wednesday, April 20, 2022.