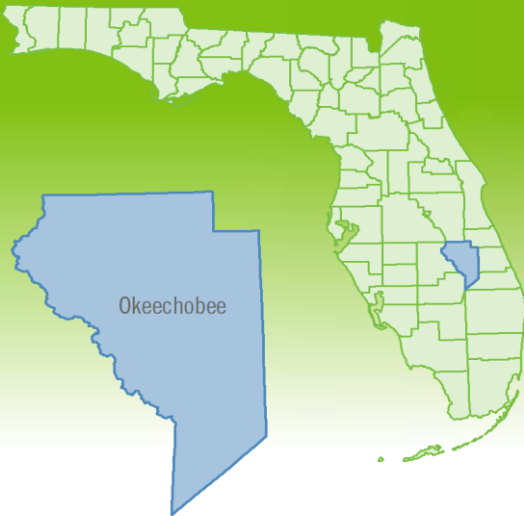


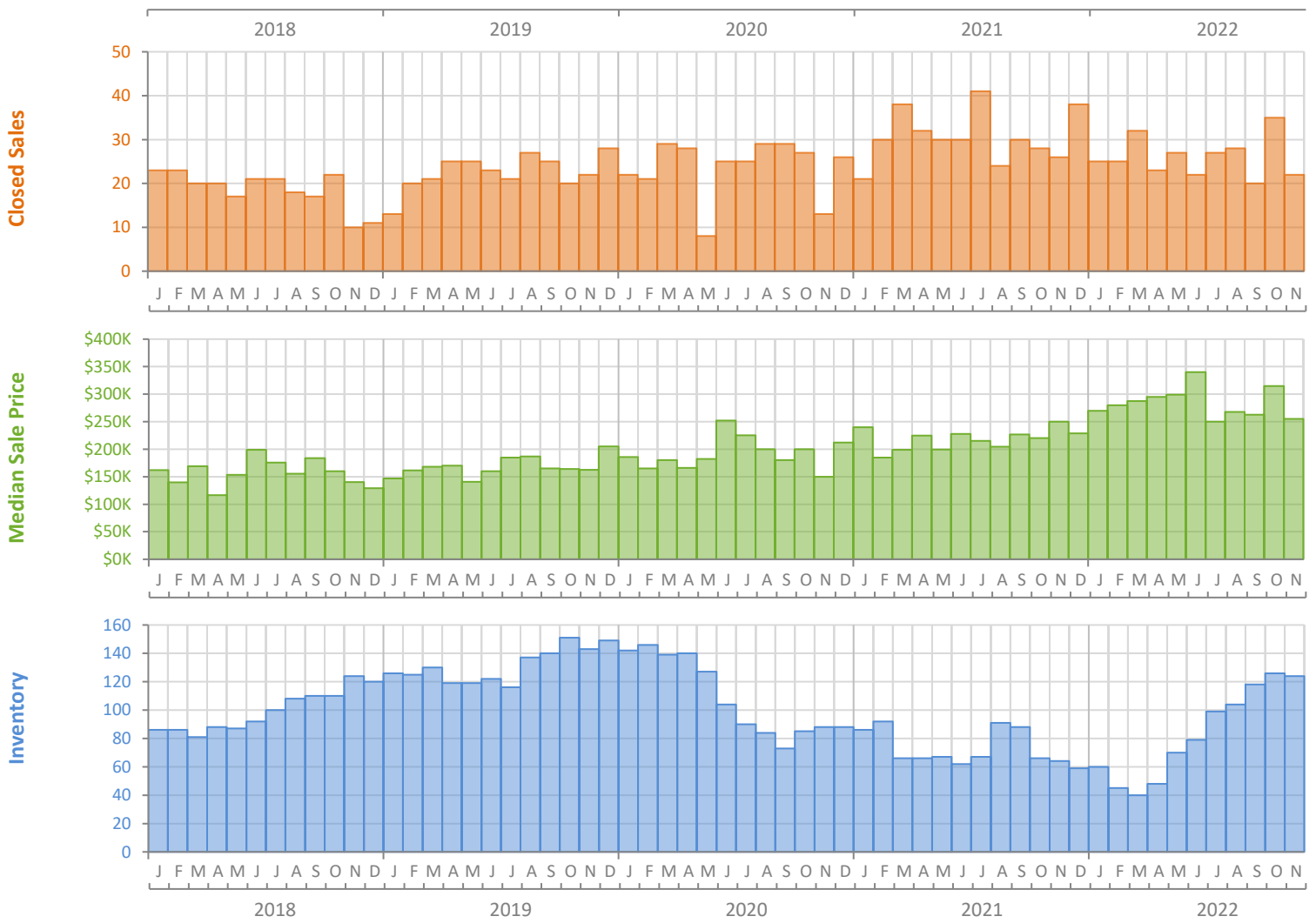
Monthly Market Summary - November 2022

Single-Family Homes

Okeechobee County



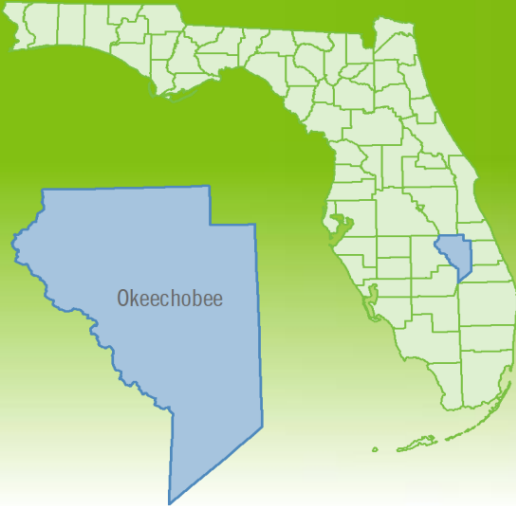
	November 2022	November 2021	Percent Change Year-over-Year
Closed Sales	22	26	-15.4%
Paid in Cash	4	5	-20.0%
Median Sale Price	\$254,950	\$250,000	2.0%
Average Sale Price	\$271,419	\$306,842	-11.5%
Dollar Volume	\$6.0 Million	\$8.0 Million	-25.2%
Med. Pct. of Orig. List Price Received	96.2%	97.5%	-1.3%
Median Time to Contract	41 Days	24 Days	70.8%
Median Time to Sale	106 Days	68 Days	55.9%
New Pending Sales	30	25	20.0%
New Listings	31	24	29.2%
Pending Inventory	43	53	-18.9%
Inventory (Active Listings)	124	64	93.8%
Months Supply of Inventory	4.6	2.2	109.1%



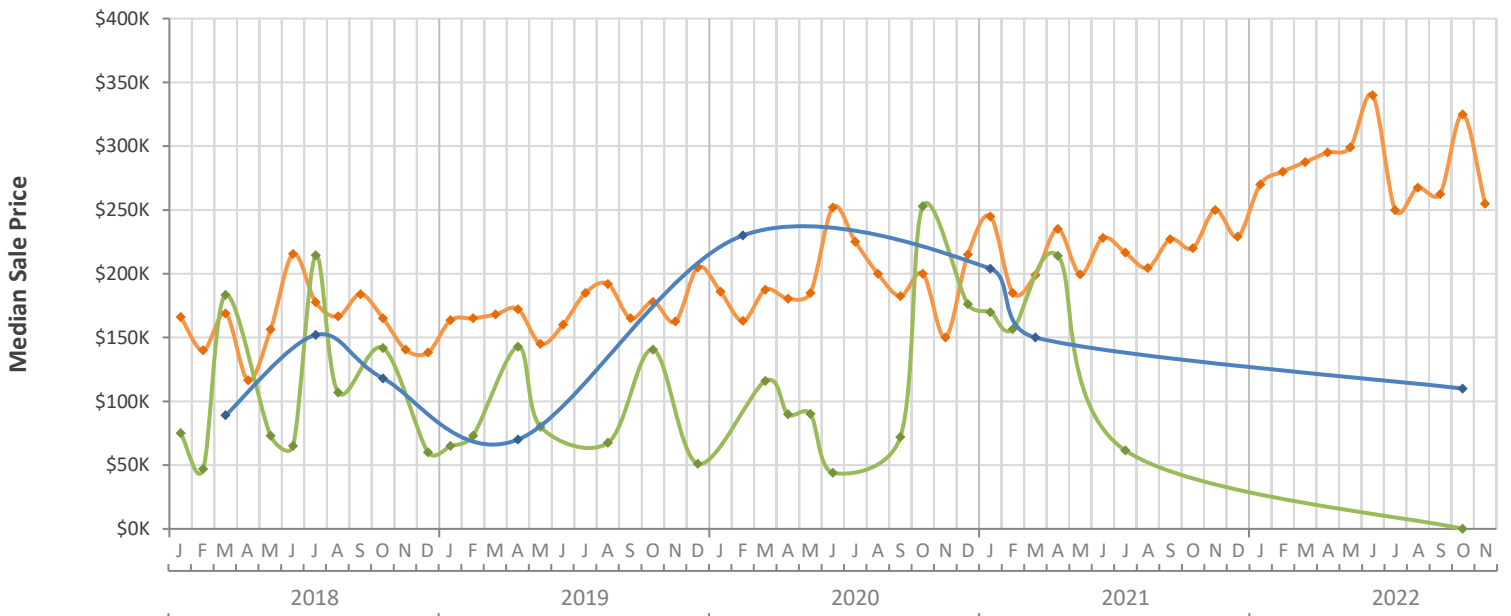
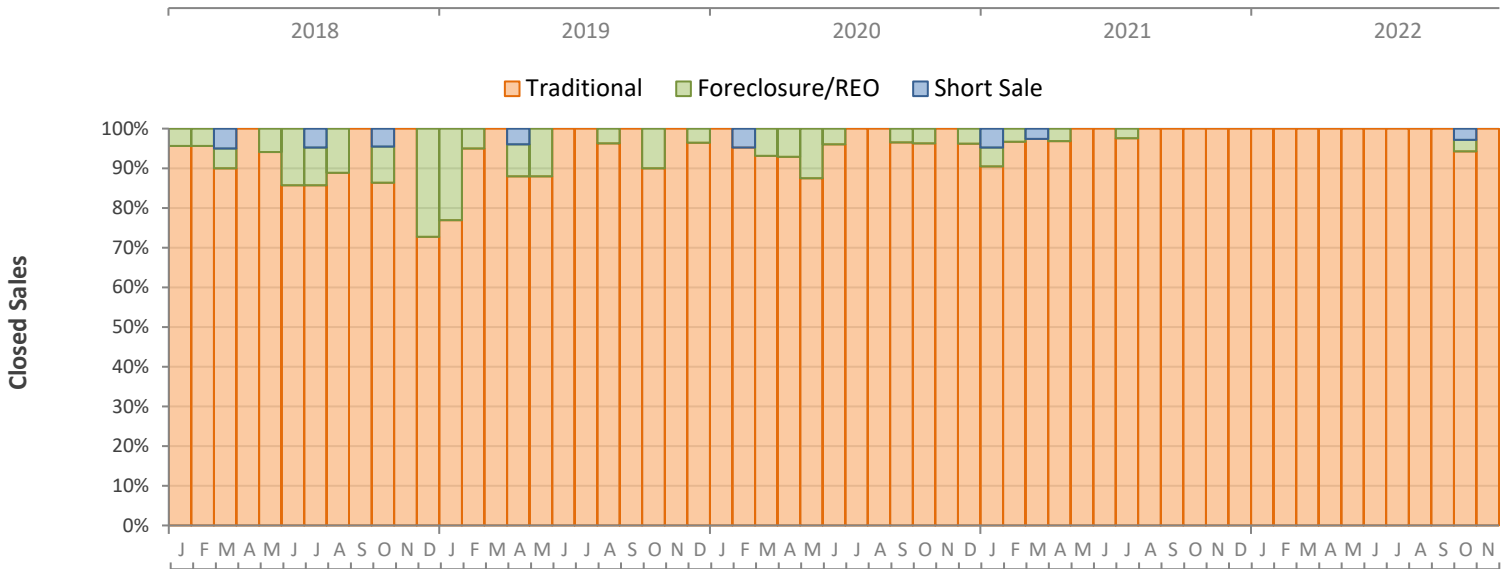
Monthly Distressed Market - November 2022

Single-Family Homes

Okeechobee County



		November 2022	November 2021	Percent Change Year-over-Year
Traditional	Closed Sales	22	26	-15.4%
	Median Sale Price	\$254,950	\$250,000	2.0%
Foreclosure/REO	Closed Sales	0	0	N/A
	Median Sale Price	(No Sales)	(No Sales)	N/A
Short Sale	Closed Sales	0	0	N/A
	Median Sale Price	(No Sales)	(No Sales)	N/A



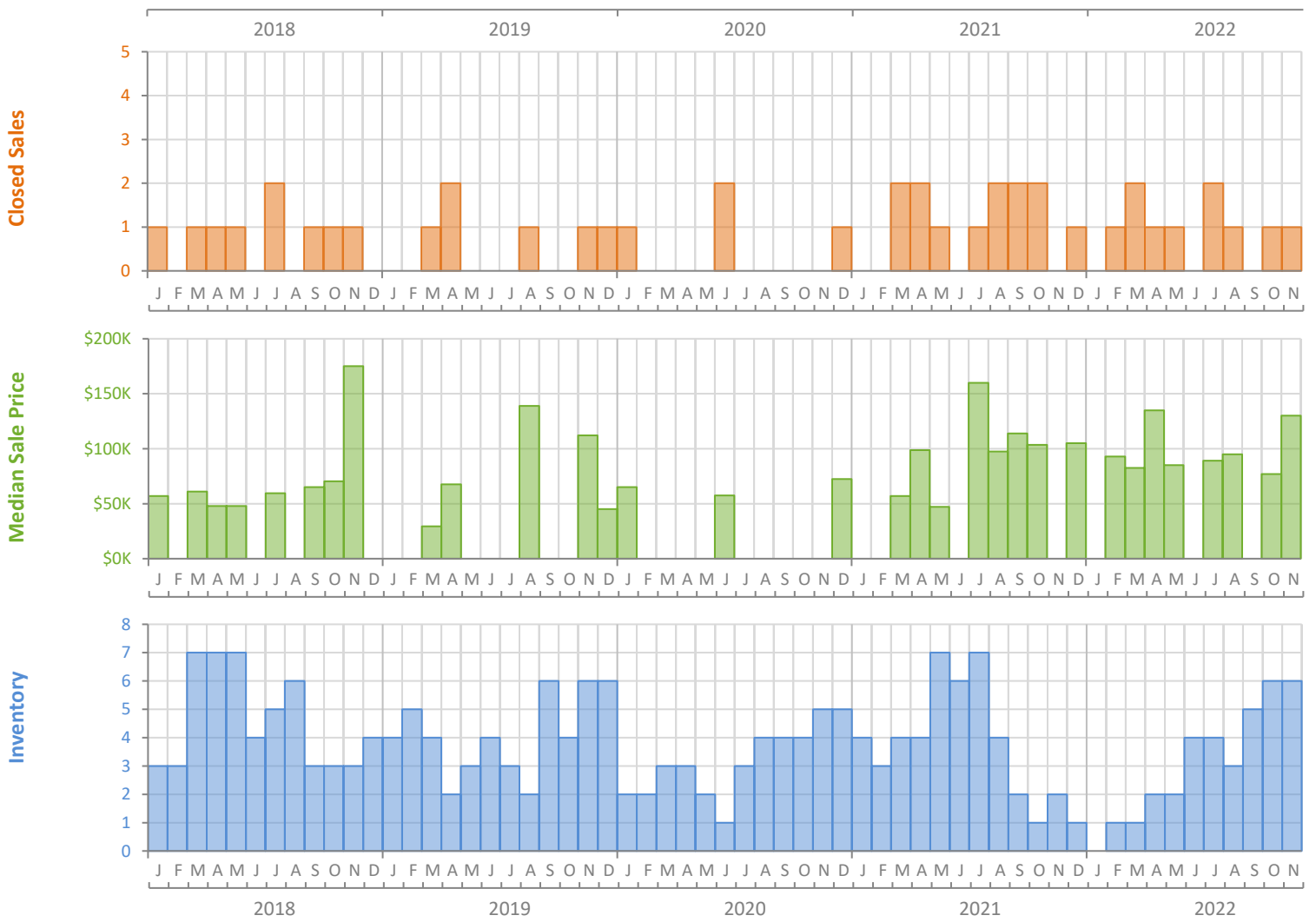
Monthly Market Summary - November 2022

Townhouses and Condos

Okeechobee County



	November 2022	November 2021	Percent Change Year-over-Year
Closed Sales	1	0	N/A
Paid in Cash	0	0	N/A
Median Sale Price	\$130,000	(No Sales)	N/A
Average Sale Price	\$130,000	(No Sales)	N/A
Dollar Volume	\$130,000	\$0	N/A
Med. Pct. of Orig. List Price Received	92.9%	(No Sales)	N/A
Median Time to Contract	41 Days	(No Sales)	N/A
Median Time to Sale	148 Days	(No Sales)	N/A
New Pending Sales	0	0	N/A
New Listings	1	0	N/A
Pending Inventory	2	1	100.0%
Inventory (Active Listings)	6	2	200.0%
Months Supply of Inventory	6.5	1.8	261.1%



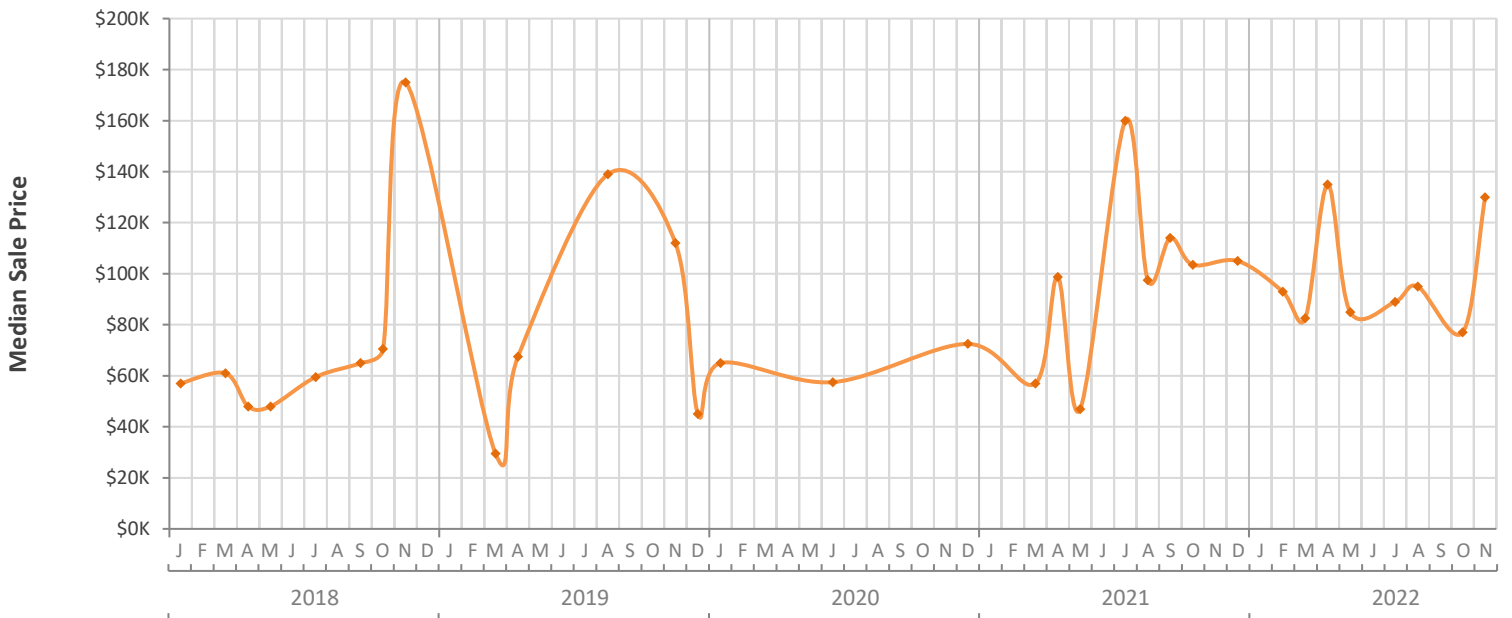
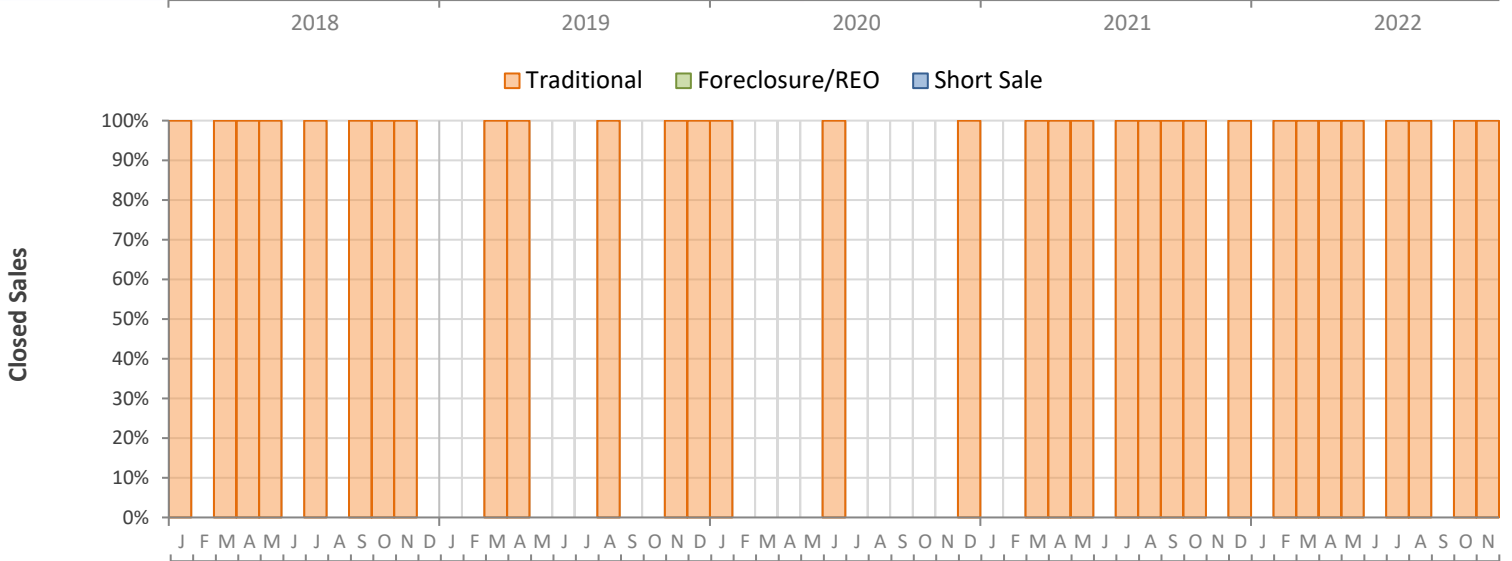
Monthly Distressed Market - November 2022

Townhouses and Condos

Okeechobee County



		November 2022	November 2021	Percent Change Year-over-Year
Traditional	Closed Sales	1	0	N/A
	Median Sale Price	\$130,000	(No Sales)	N/A
Foreclosure/REO	Closed Sales	0	0	N/A
	Median Sale Price	(No Sales)	(No Sales)	N/A
Short Sale	Closed Sales	0	0	N/A
	Median Sale Price	(No Sales)	(No Sales)	N/A



Produced by Florida REALTORS® with data provided by Florida's multiple listing services. Statistics for each month compiled from MLS feeds on the 15th day of the following month. Data released on Wednesday, December 21, 2022. Next data release is Friday, January 20, 2023.