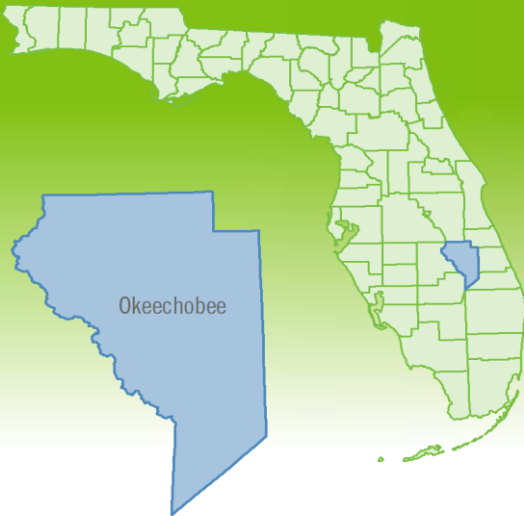


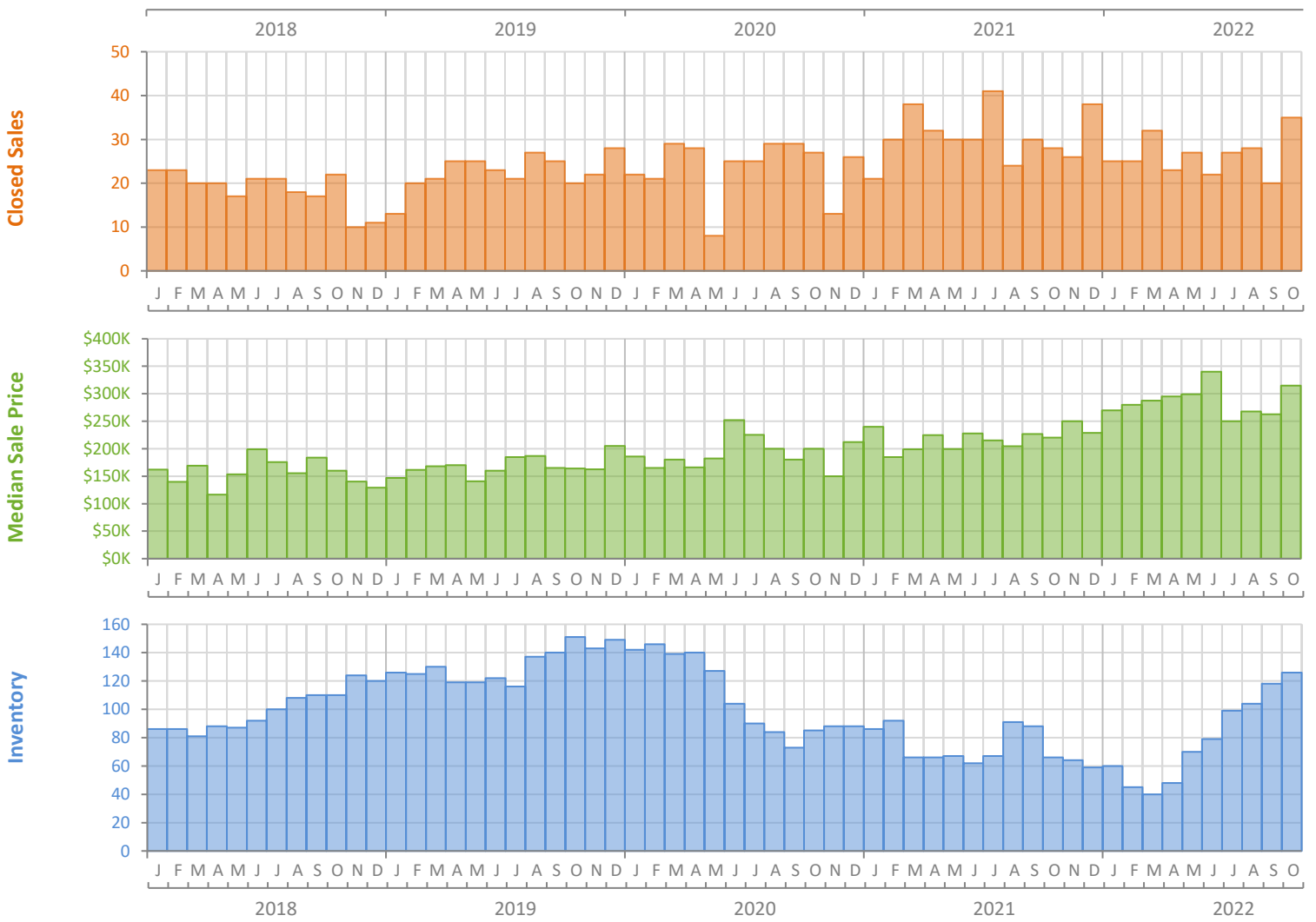
Monthly Market Summary - October 2022

Single-Family Homes

Okeechobee County



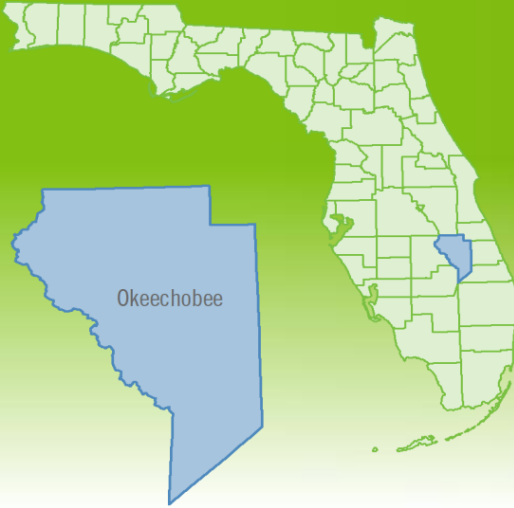
	October 2022	October 2021	Percent Change Year-over-Year
Closed Sales	35	28	25.0%
Paid in Cash	6	14	-57.1%
Median Sale Price	\$315,000	\$219,950	43.2%
Average Sale Price	\$332,635	\$285,993	16.3%
Dollar Volume	\$11.6 Million	\$8.0 Million	45.4%
Med. Pct. of Orig. List Price Received	96.6%	96.4%	0.2%
Median Time to Contract	25 Days	33 Days	-24.2%
Median Time to Sale	77 Days	58 Days	32.8%
New Pending Sales	20	48	-58.3%
New Listings	29	31	-6.5%
Pending Inventory	37	62	-40.3%
Inventory (Active Listings)	126	66	90.9%
Months Supply of Inventory	4.6	2.3	100.0%



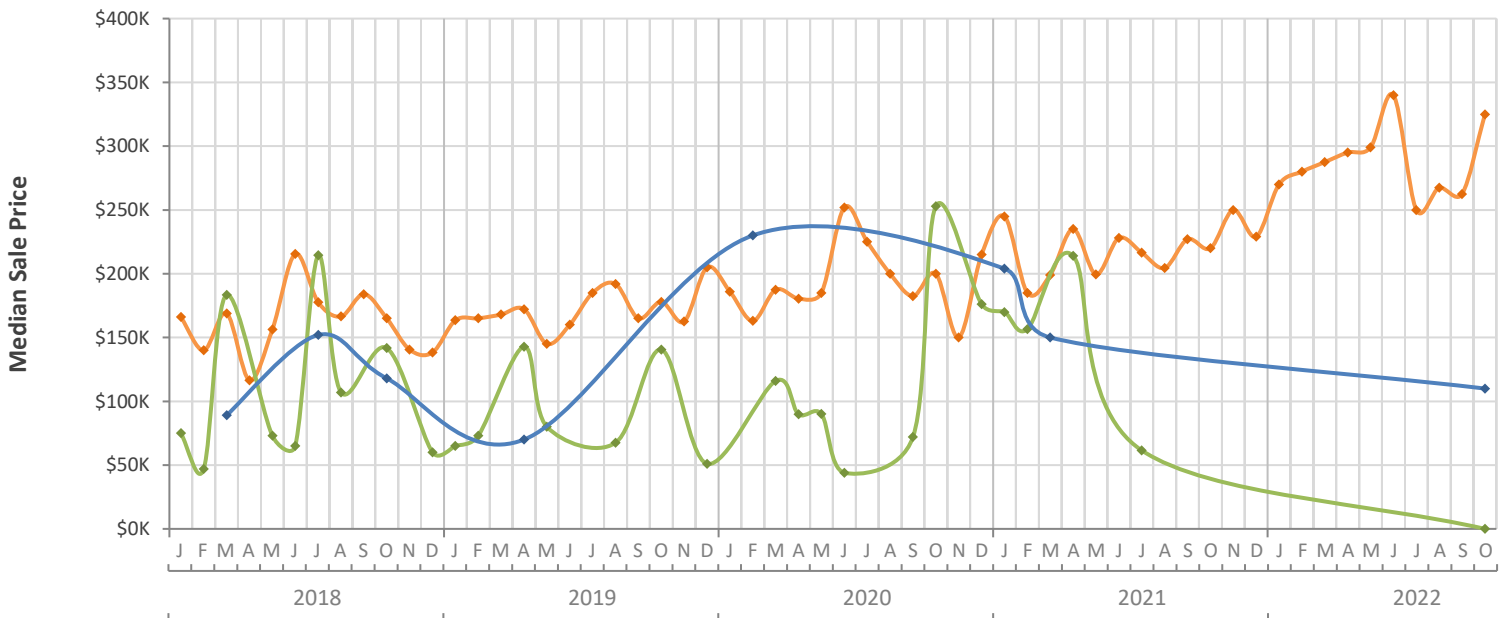
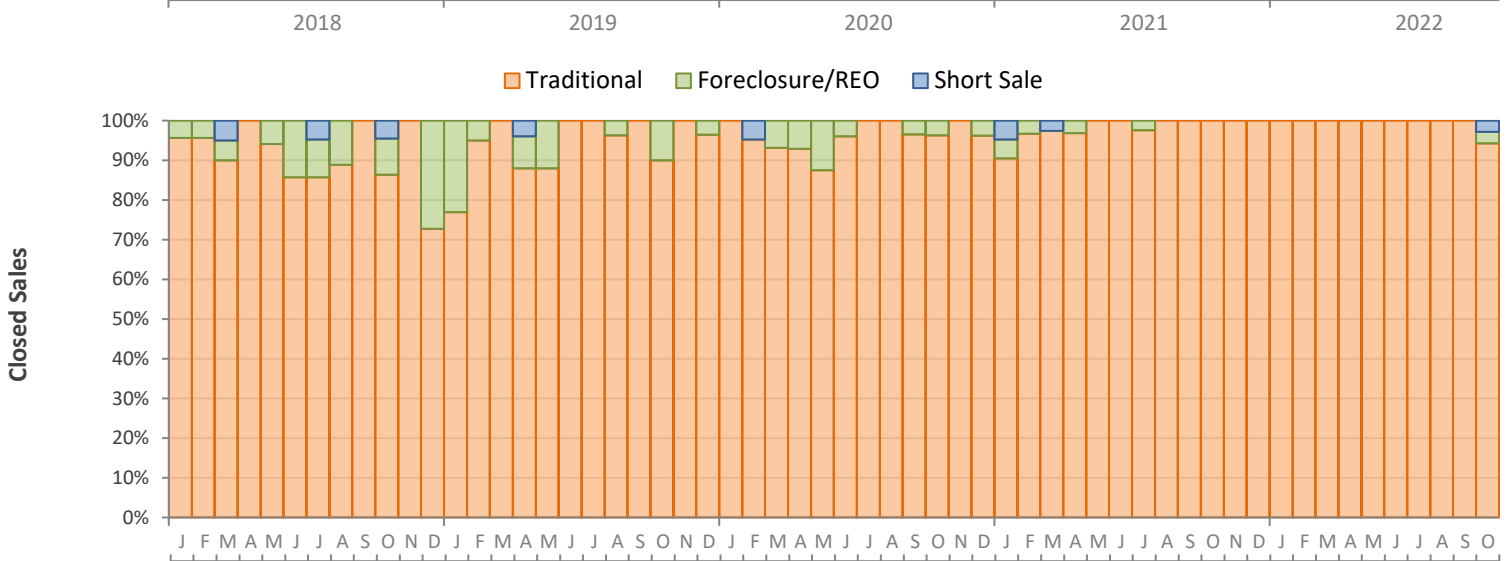
Monthly Distressed Market - October 2022

Single-Family Homes

Okeechobee County



		October 2022	October 2021	Percent Change Year-over-Year
Traditional	Closed Sales	33	28	17.9%
	Median Sale Price	\$325,000	\$219,950	47.8%
Foreclosure/REO	Closed Sales	1	0	N/A
	Median Sale Price	\$0	(No Sales)	N/A
Short Sale	Closed Sales	1	0	N/A
	Median Sale Price	\$110,000	(No Sales)	N/A



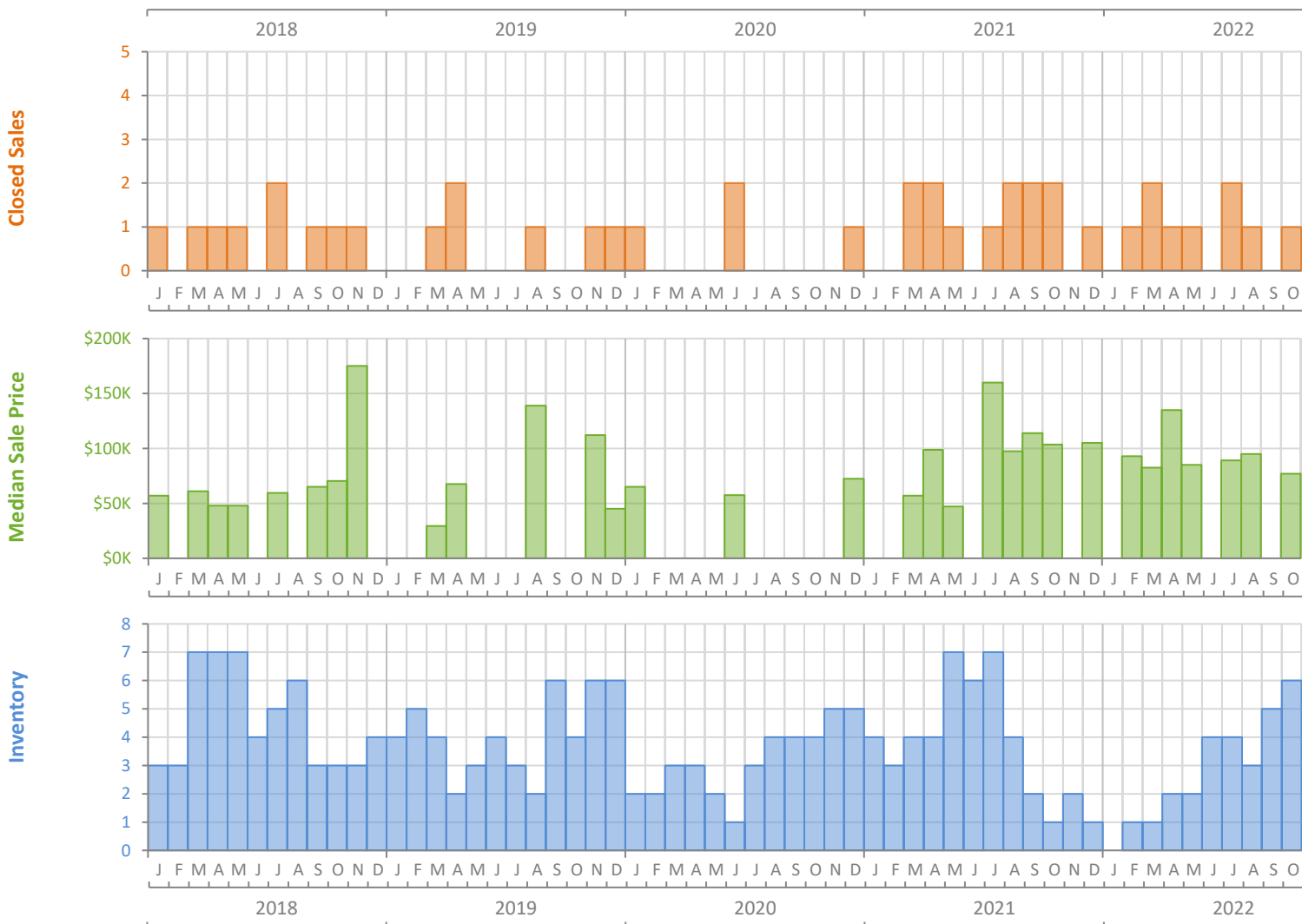
Monthly Market Summary - October 2022

Townhouses and Condos

Okeechobee County



	October 2022	October 2021	Percent Change Year-over-Year
Closed Sales	1	2	-50.0%
Paid in Cash	1	2	-50.0%
Median Sale Price	\$77,000	\$103,500	-25.6%
Average Sale Price	\$77,000	\$103,500	-25.6%
Dollar Volume	\$77,000	\$207,000	-62.8%
Med. Pct. of Orig. List Price Received	98.1%	88.2%	11.2%
Median Time to Contract	2 Days	163 Days	-98.8%
Median Time to Sale	2 Days	192 Days	-99.0%
New Pending Sales	3	1	200.0%
New Listings	3	0	N/A
Pending Inventory	3	2	50.0%
Inventory (Active Listings)	6	1	500.0%
Months Supply of Inventory	7.2	0.9	700.0%



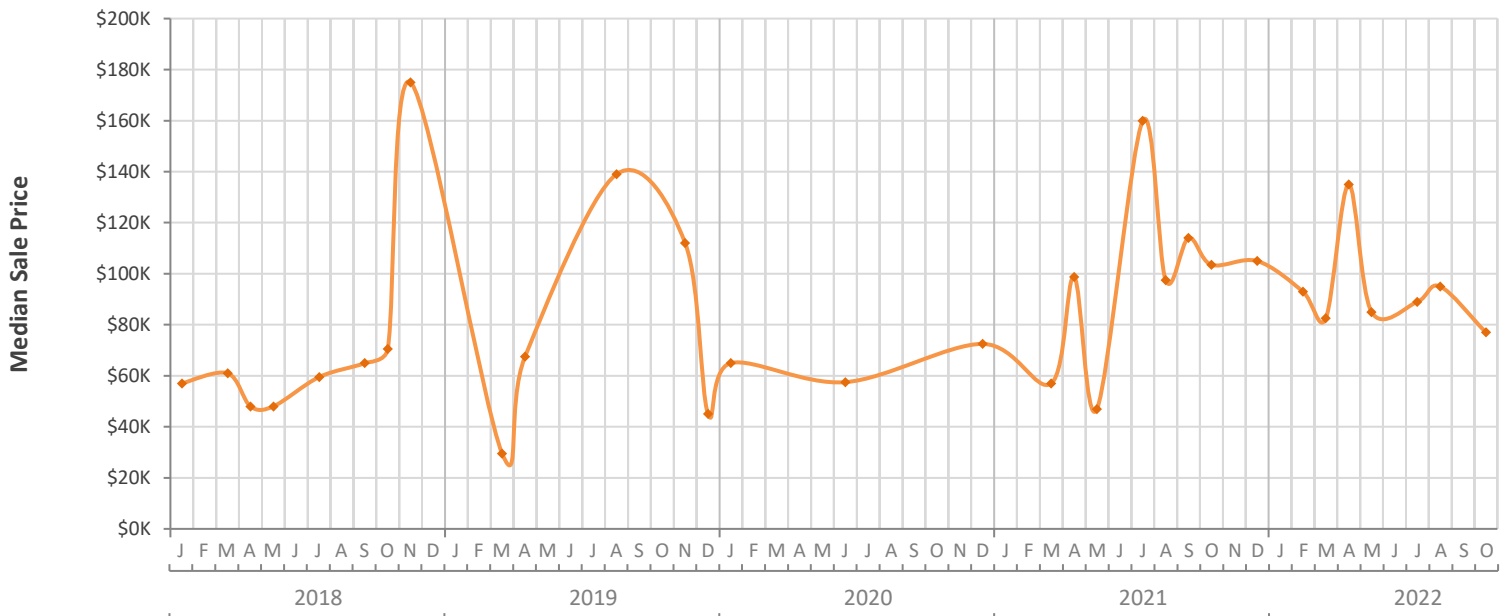
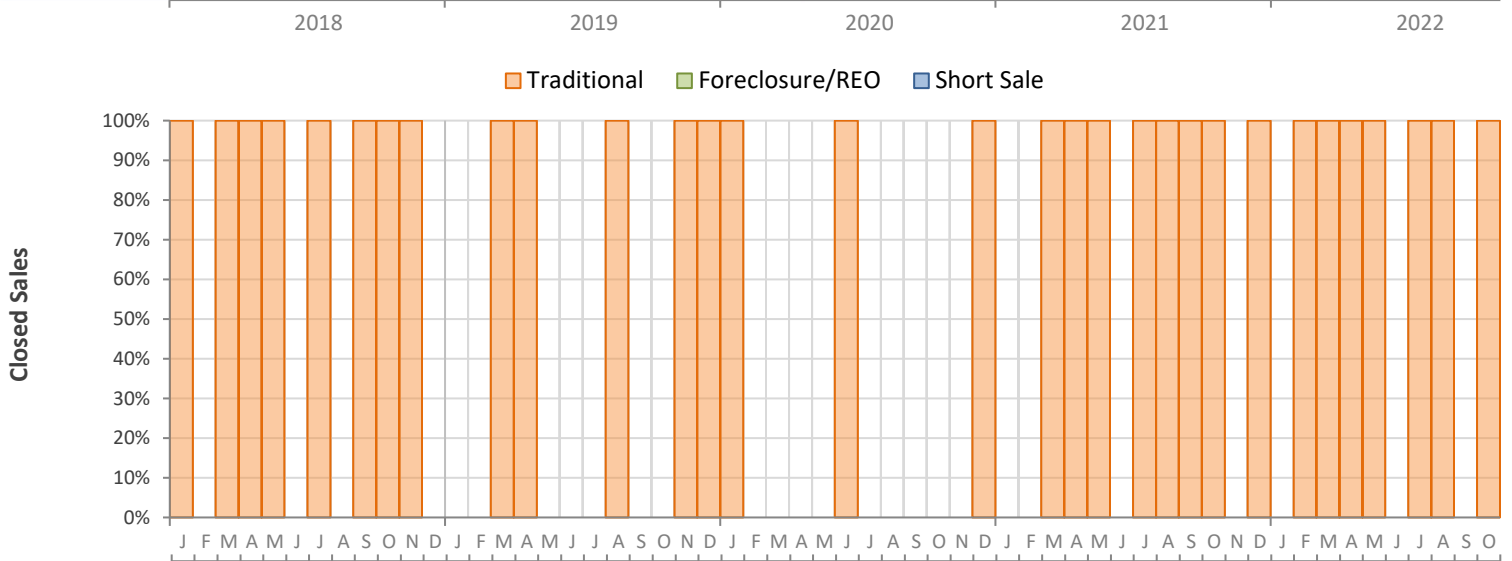
Monthly Distressed Market - October 2022

Townhouses and Condos

Okeechobee County



		October 2022	October 2021	Percent Change Year-over-Year
Traditional	Closed Sales	1	2	-50.0%
	Median Sale Price	\$77,000	\$103,500	-25.6%
Foreclosure/REO	Closed Sales	0	0	N/A
	Median Sale Price	(No Sales)	(No Sales)	N/A
Short Sale	Closed Sales	0	0	N/A
	Median Sale Price	(No Sales)	(No Sales)	N/A



Produced by Florida REALTORS® with data provided by Florida's multiple listing services. Statistics for each month compiled from MLS feeds on the 15th day of the following month. Data released on Friday, November 18, 2022. Next data release is Wednesday, December 21, 2022.