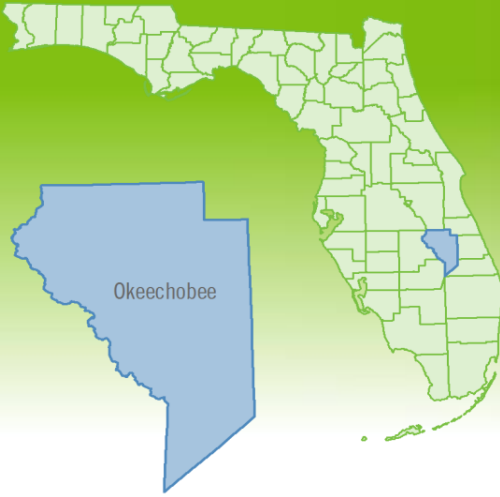


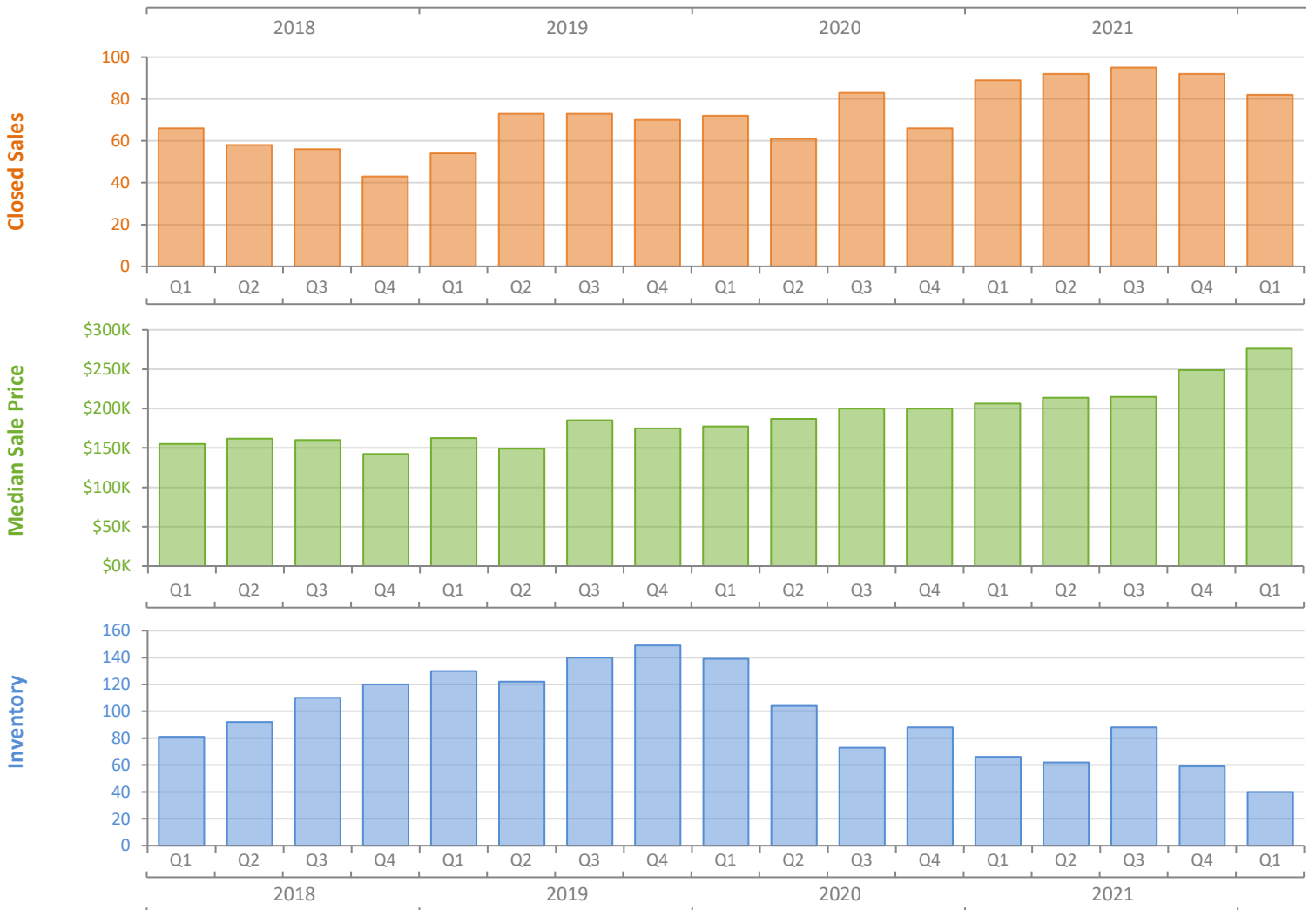
Quarterly Market Summary - Q1 2022

Single-Family Homes

Okeechobee County



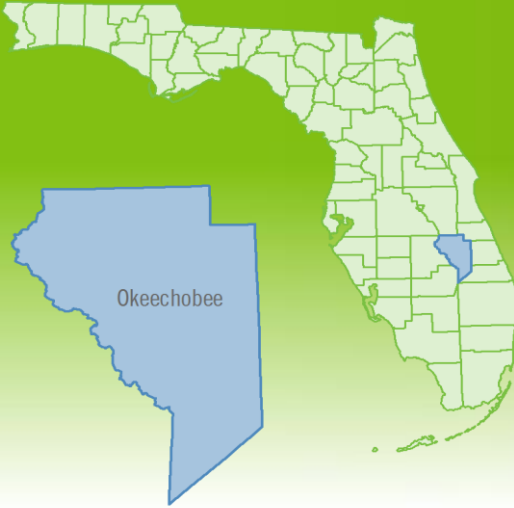
	Q1 2022	Q1 2021	Percent Change Year-over-Year
Closed Sales	82	89	-7.9%
Paid in Cash	27	31	-12.9%
Median Sale Price	\$276,000	\$206,500	33.7%
Average Sale Price	\$302,474	\$228,055	32.6%
Dollar Volume	\$24.8 Million	\$20.3 Million	22.2%
Med. Pct. of Orig. List Price Received	98.0%	95.5%	2.6%
Median Time to Contract	31 Days	38 Days	-18.4%
Median Time to Sale	82 Days	81 Days	1.2%
New Pending Sales	97	107	-9.3%
New Listings	84	94	-10.6%
Pending Inventory	46	69	-33.3%
Inventory (Active Listings)	40	66	-39.4%
Months Supply of Inventory	1.3	2.6	-50.0%



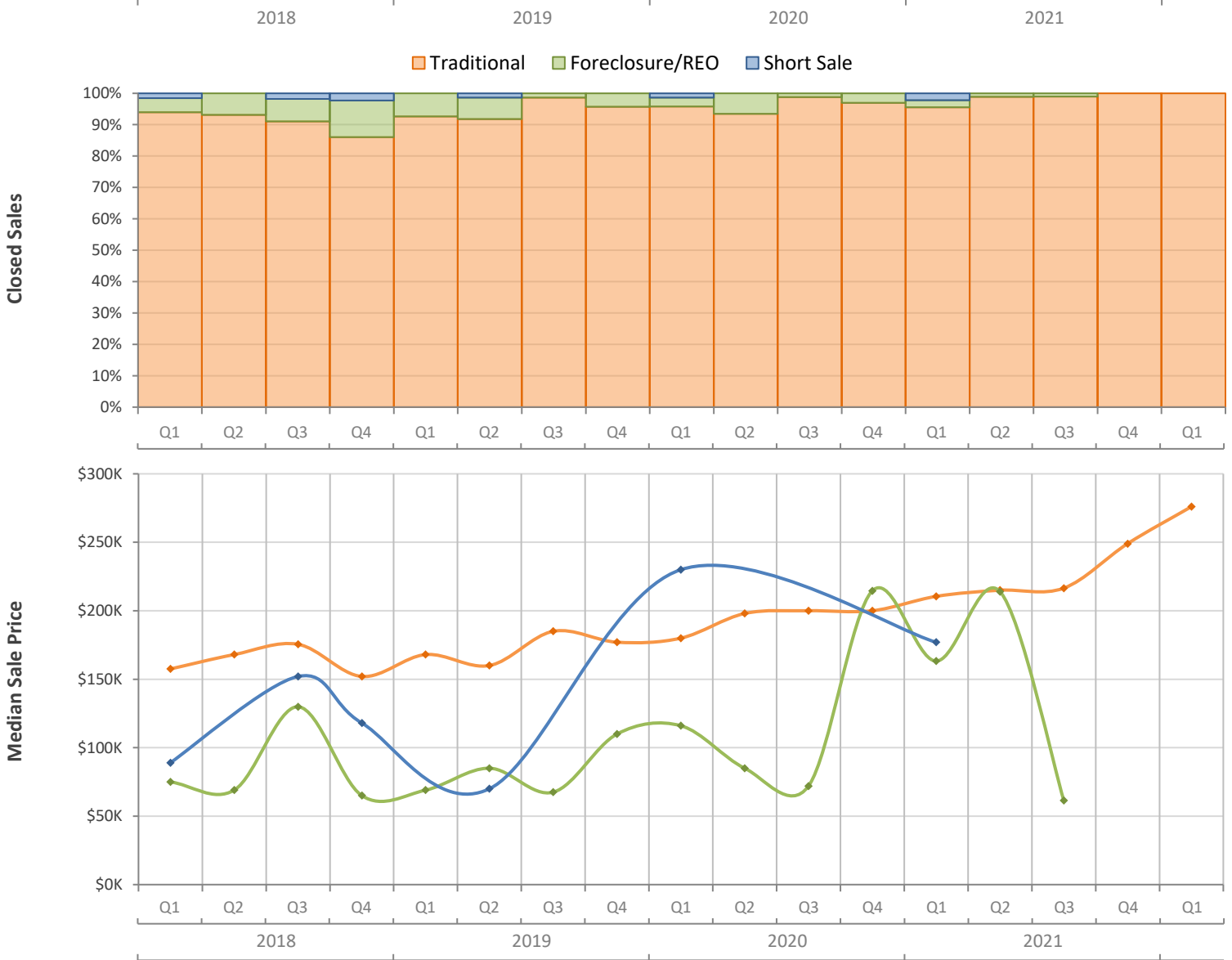
Quarterly Distressed Market - Q1 2022

Single-Family Homes

Okeechobee County



		Q1 2022	Q1 2021	Percent Change Year-over-Year
Traditional	Closed Sales	82	85	-3.5%
	Median Sale Price	\$276,000	\$210,500	31.1%
Foreclosure/REO	Closed Sales	0	2	-100.0%
	Median Sale Price	(No Sales)	\$163,250	N/A
Short Sale	Closed Sales	0	2	-100.0%
	Median Sale Price	(No Sales)	\$177,000	N/A

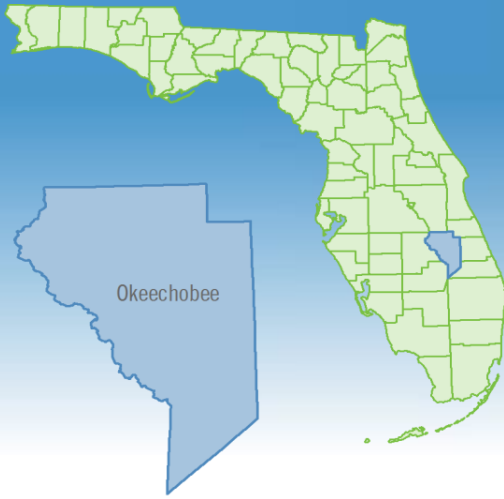


Produced by Florida REALTORS® with data provided by Florida's multiple listing services. Statistics for each month compiled from MLS feeds on the 15th day of the following month. Data released on Wednesday, April 20, 2022. Next data release is Wednesday, July 20, 2022.

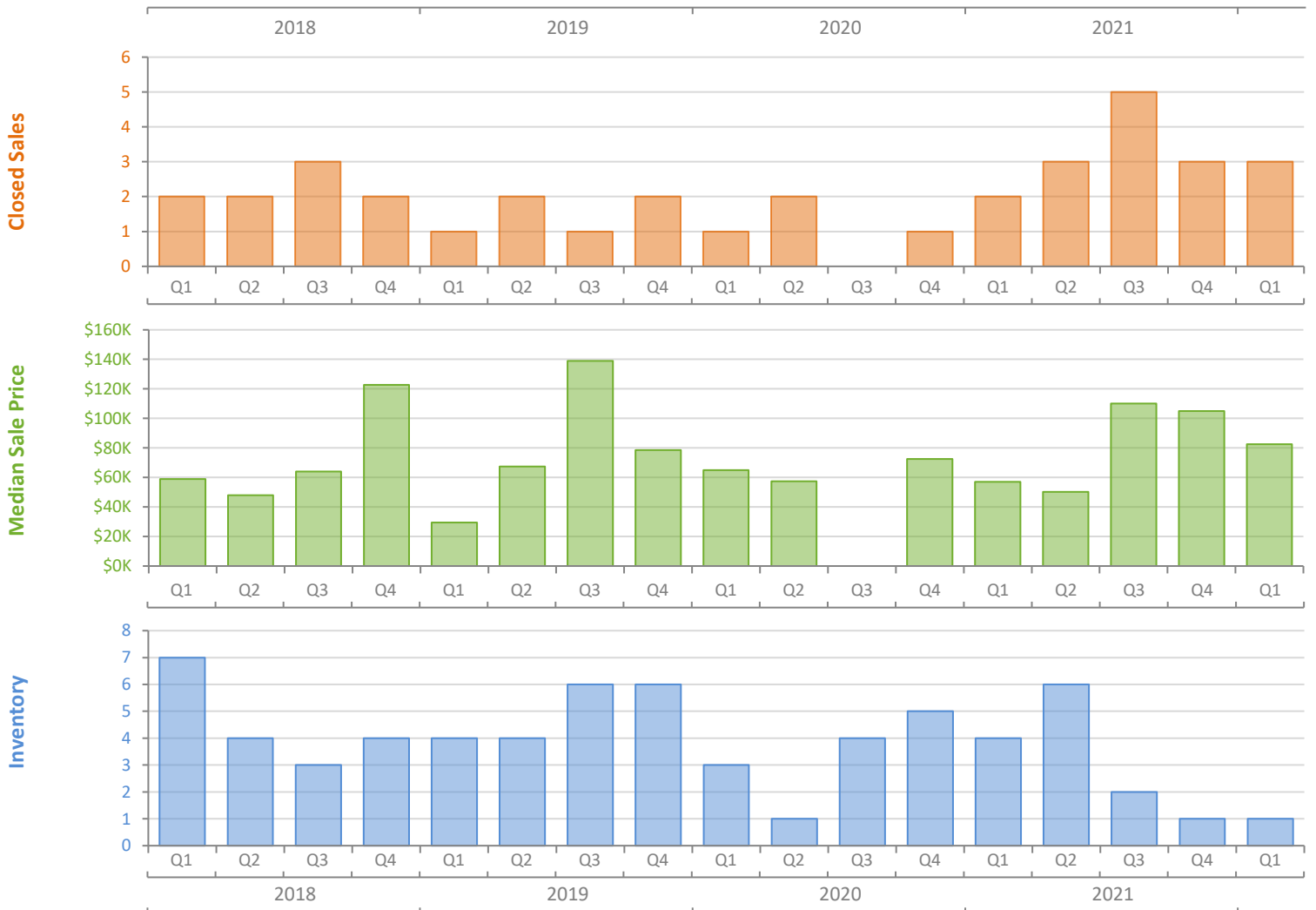
Quarterly Market Summary - Q1 2022

Townhouses and Condos

Okeechobee County



	Q1 2022	Q1 2021	Percent Change Year-over-Year
Closed Sales	3	2	50.0%
Paid in Cash	3	2	50.0%
Median Sale Price	\$82,500	\$57,000	44.7%
Average Sale Price	\$86,000	\$57,000	50.9%
Dollar Volume	\$258,000	\$114,000	126.3%
Med. Pct. of Orig. List Price Received	86.1%	85.1%	1.2%
Median Time to Contract	68 Days	42 Days	61.9%
Median Time to Sale	119 Days	74 Days	60.8%
New Pending Sales	4	3	33.3%
New Listings	3	1	200.0%
Pending Inventory	1	0	N/A
Inventory (Active Listings)	1	4	-75.0%
Months Supply of Inventory	0.9	9.6	-90.6%



Quarterly Distressed Market - Q1 2022

Townhouses and Condos

Okeechobee County



		Q1 2022	Q1 2021	Percent Change Year-over-Year
Traditional	Closed Sales	3	2	50.0%
	Median Sale Price	\$82,500	\$57,000	44.7%
Foreclosure/REO	Closed Sales	0	0	N/A
	Median Sale Price	(No Sales)	(No Sales)	N/A
Short Sale	Closed Sales	0	0	N/A
	Median Sale Price	(No Sales)	(No Sales)	N/A

