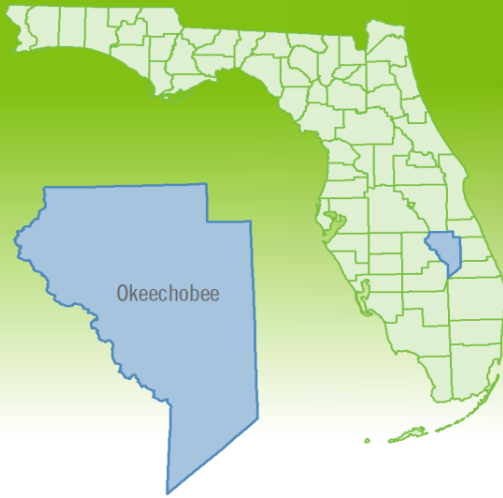


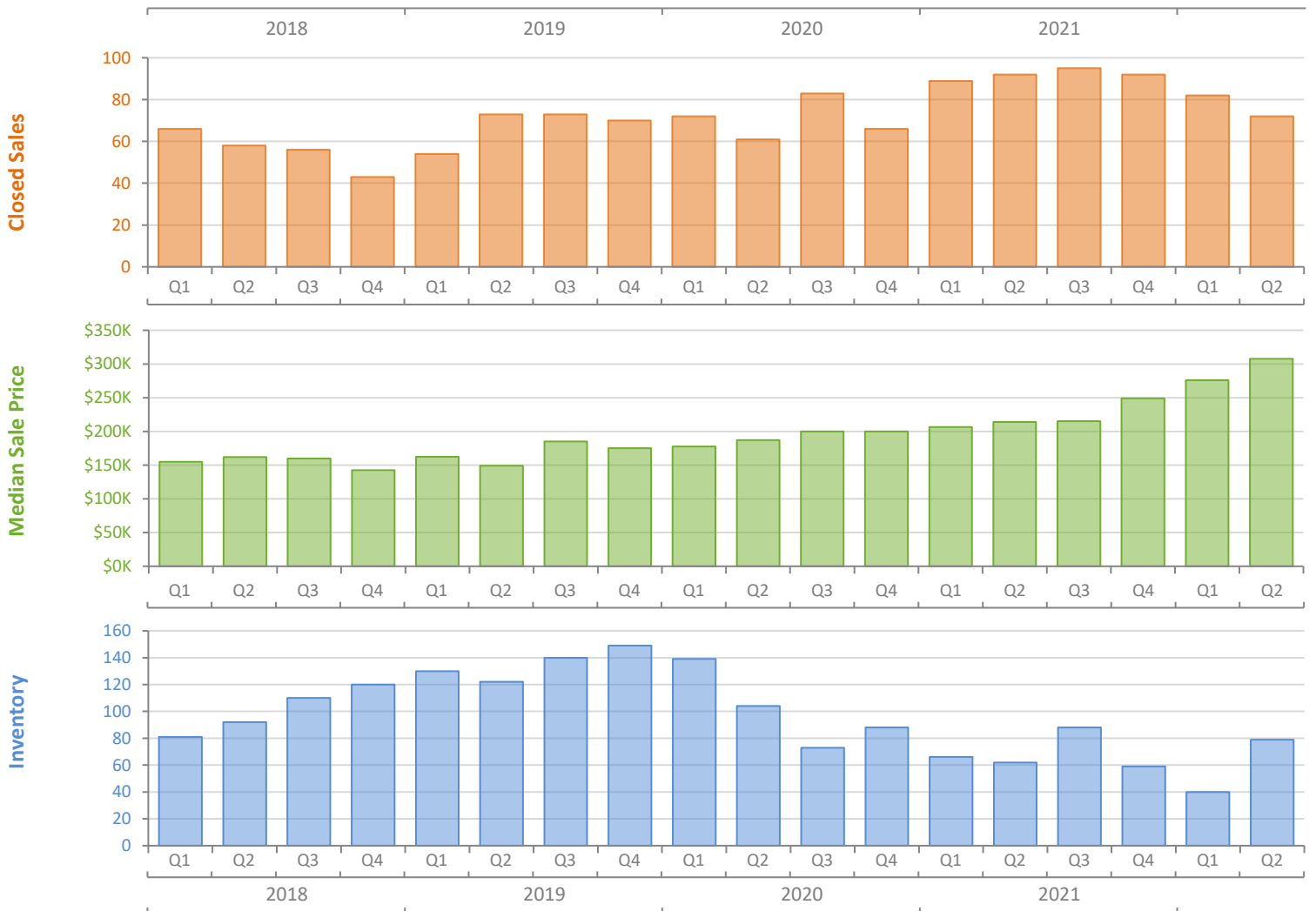
# Quarterly Market Summary - Q2 2022

## Single-Family Homes

### Okeechobee County



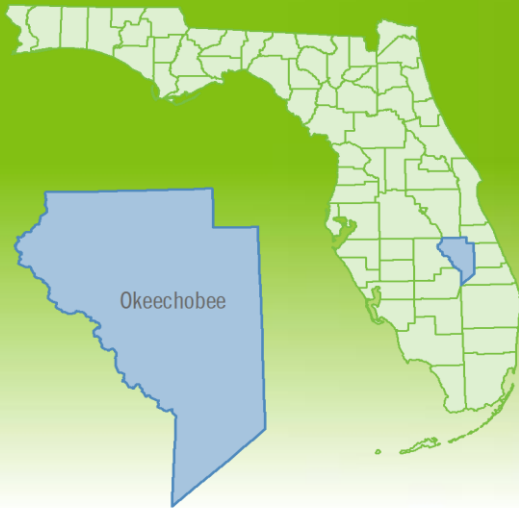
	Q2 2022	Q2 2021	Percent Change Year-over-Year
Closed Sales	72	92	-21.7%
Paid in Cash	22	35	-37.1%
Median Sale Price	\$307,500	\$214,000	43.7%
Average Sale Price	\$360,432	\$464,959	-22.5%
Dollar Volume	\$26.0 Million	\$42.8 Million	-39.3%
Med. Pct. of Orig. List Price Received	98.2%	97.3%	0.9%
Median Time to Contract	18 Days	46 Days	-60.9%
Median Time to Sale	71 Days	84 Days	-15.5%
New Pending Sales	80	109	-26.6%
New Listings	125	110	13.6%
Pending Inventory	48	68	-29.4%
Inventory (Active Listings)	79	62	27.4%
Months Supply of Inventory	2.8	2.3	21.7%



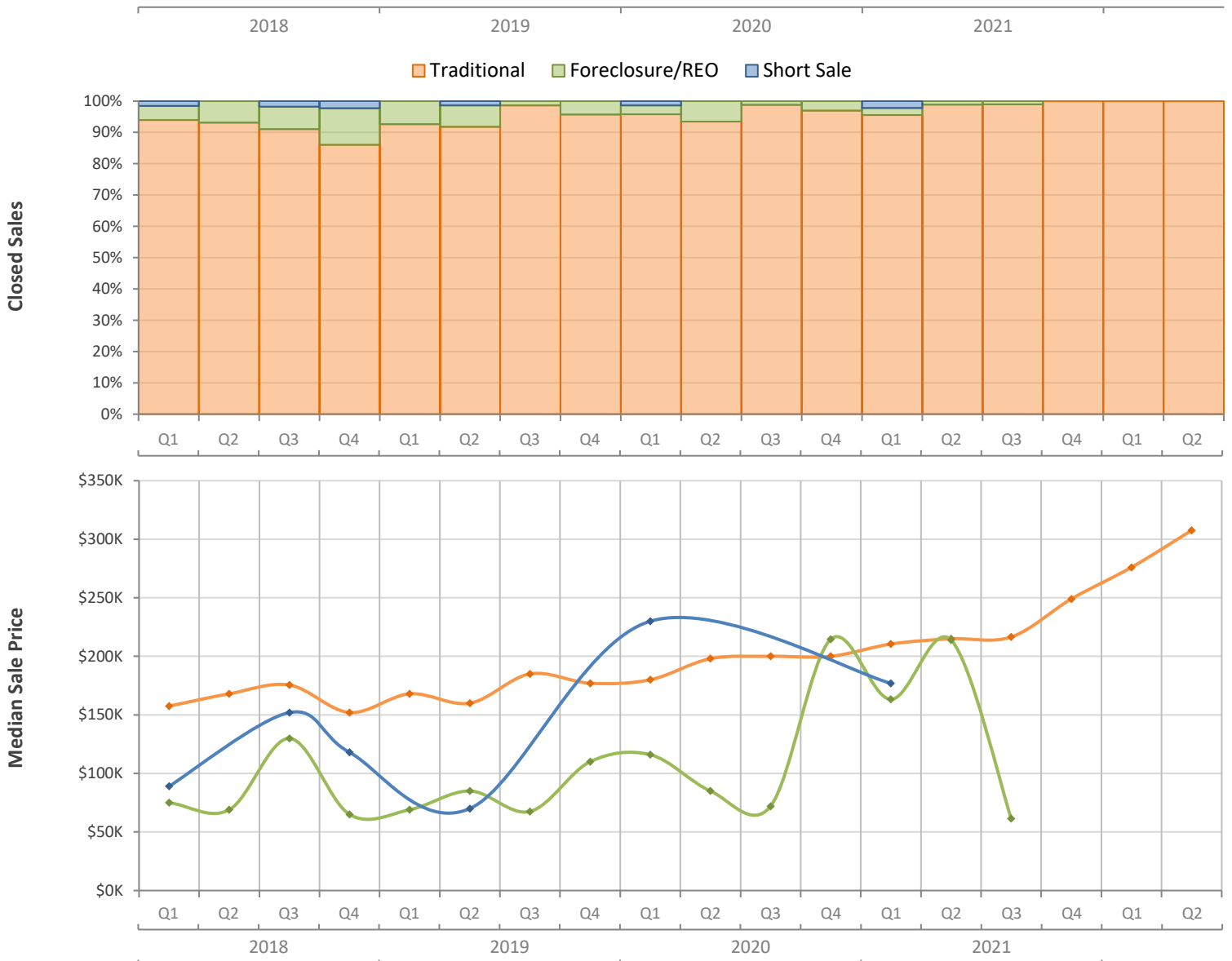
# Quarterly Distressed Market - Q2 2022

## Single-Family Homes

### Okeechobee County



		Q2 2022	Q2 2021	Percent Change Year-over-Year
Traditional	Closed Sales	72	91	-20.9%
	Median Sale Price	\$307,500	\$215,000	43.0%
Foreclosure/REO	Closed Sales	0	1	-100.0%
	Median Sale Price	(No Sales)	\$214,000	N/A
Short Sale	Closed Sales	0	0	N/A
	Median Sale Price	(No Sales)	(No Sales)	N/A



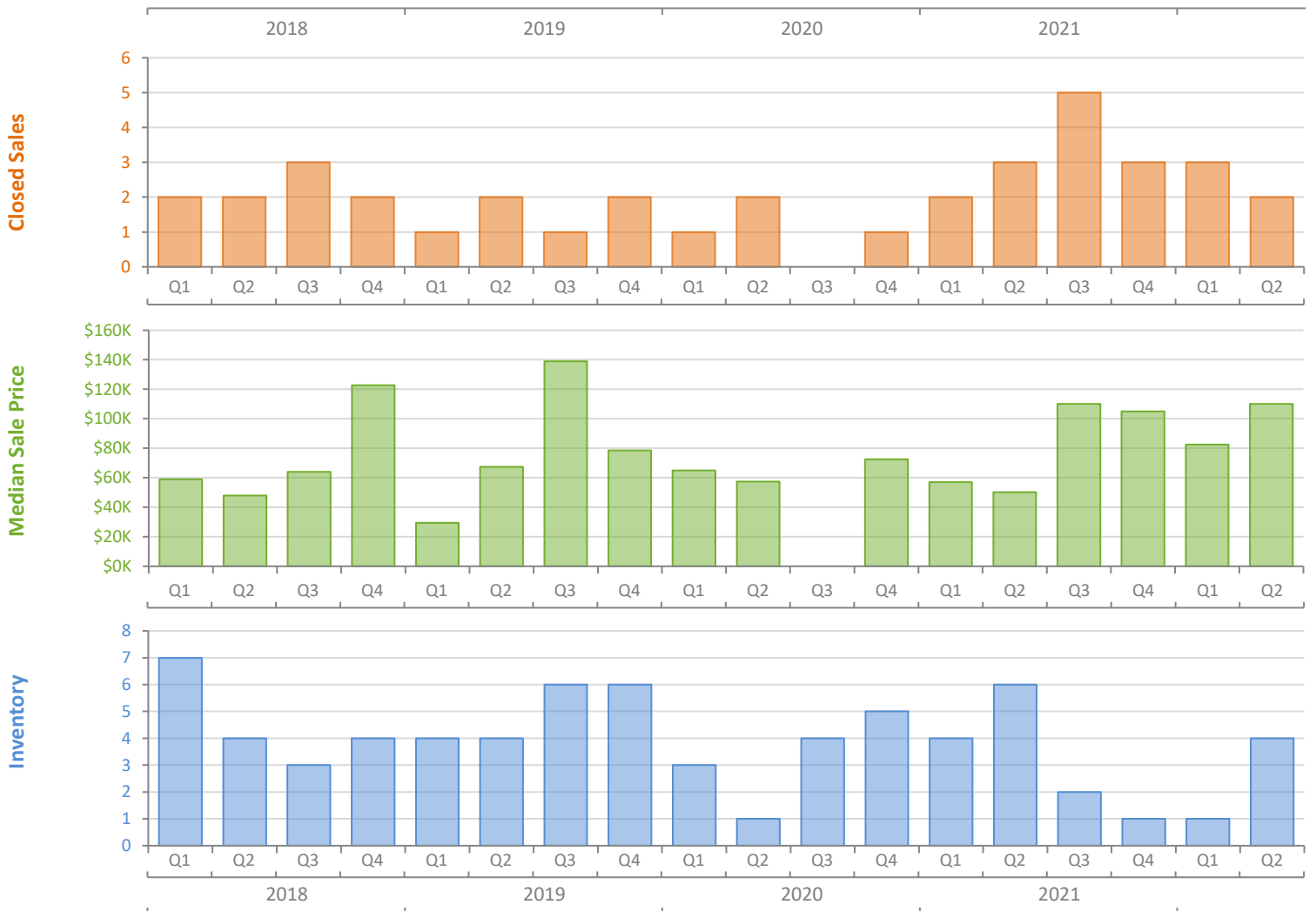
# Quarterly Market Summary - Q2 2022

## Townhouses and Condos

### Okeechobee County



	Q2 2022	Q2 2021	Percent Change Year-over-Year
Closed Sales	2	3	-33.3%
Paid in Cash	2	2	0.0%
Median Sale Price	\$110,000	\$50,250	118.9%
Average Sale Price	\$110,000	\$81,500	35.0%
Dollar Volume	\$220,000	\$244,500	-10.0%
Med. Pct. of Orig. List Price Received	100.0%	82.7%	20.9%
Median Time to Contract	10 Days	385 Days	-97.4%
Median Time to Sale	39 Days	407 Days	-90.4%
New Pending Sales	3	3	0.0%
New Listings	6	4	50.0%
Pending Inventory	2	1	100.0%
Inventory (Active Listings)	4	6	-33.3%
Months Supply of Inventory	3.7	14.4	-74.3%



# Quarterly Distressed Market - Q2 2022

## Townhouses and Condos

### Okeechobee County



		Q2 2022	Q2 2021	Percent Change Year-over-Year
Traditional	Closed Sales	2	3	-33.3%
	Median Sale Price	\$110,000	\$50,250	118.9%
Foreclosure/REO	Closed Sales	0	0	N/A
	Median Sale Price	(No Sales)	(No Sales)	N/A
Short Sale	Closed Sales	0	0	N/A
	Median Sale Price	(No Sales)	(No Sales)	N/A

