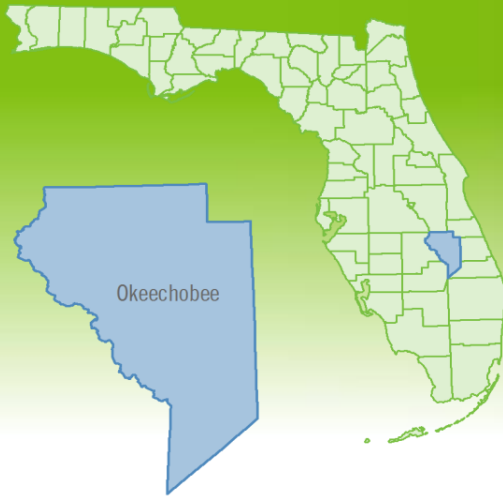


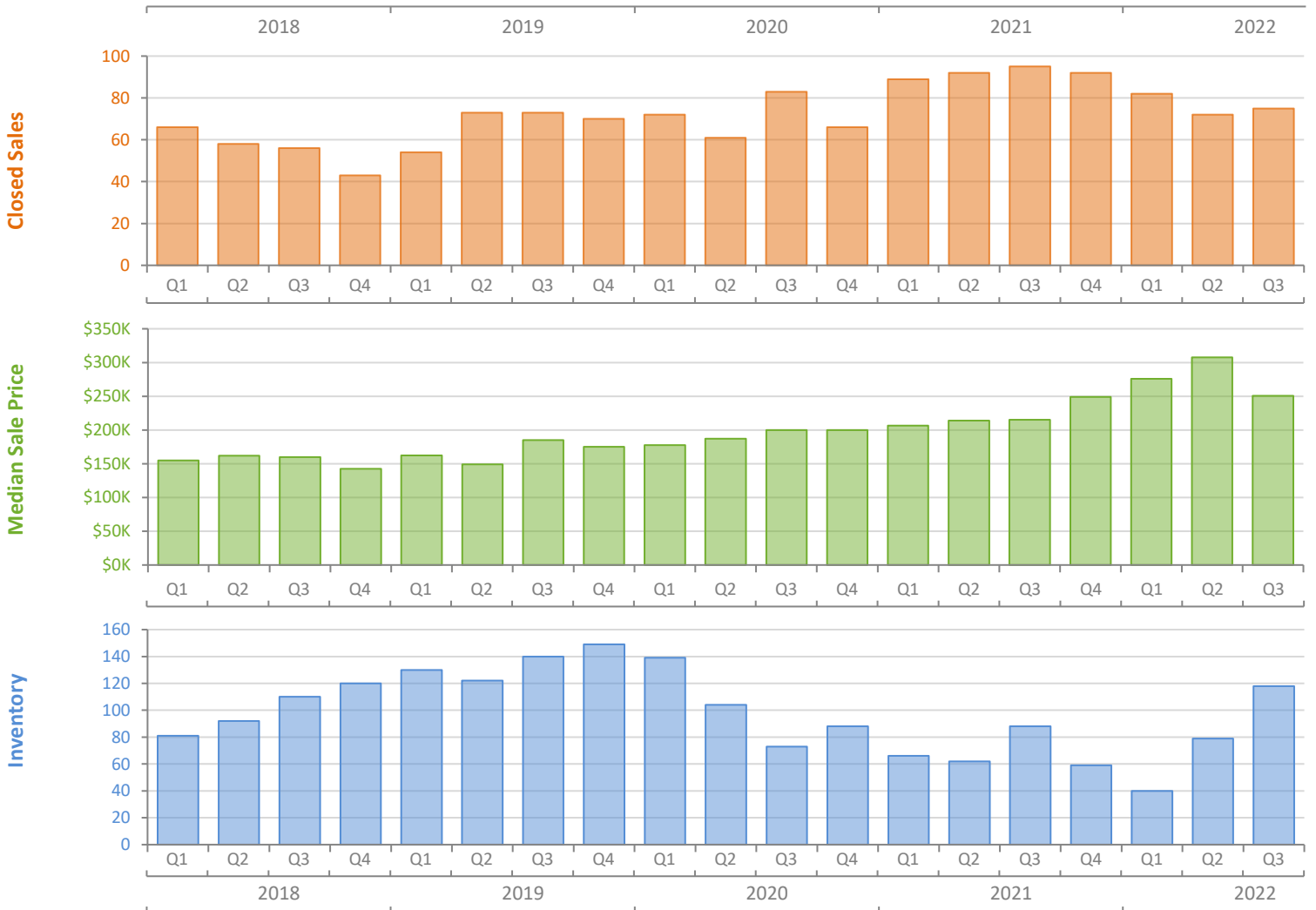
# Quarterly Market Summary - Q3 2022

## Single-Family Homes

### Okeechobee County



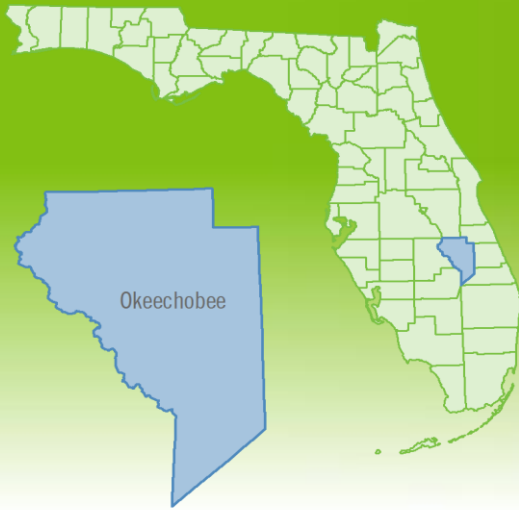
	Q3 2022	Q3 2021	Percent Change Year-over-Year
Closed Sales	75	95	-21.1%
Paid in Cash	20	23	-13.0%
Median Sale Price	\$250,500	\$215,000	16.5%
Average Sale Price	\$288,435	\$255,332	13.0%
Dollar Volume	\$21.6 Million	\$24.3 Million	-10.8%
Med. Pct. of Orig. List Price Received	96.5%	97.8%	-1.3%
Median Time to Contract	22 Days	13 Days	69.2%
Median Time to Sale	63 Days	70 Days	-10.0%
New Pending Sales	100	88	13.6%
New Listings	142	118	20.3%
Pending Inventory	60	43	39.5%
Inventory (Active Listings)	118	88	34.1%
Months Supply of Inventory	4.4	3.1	41.9%



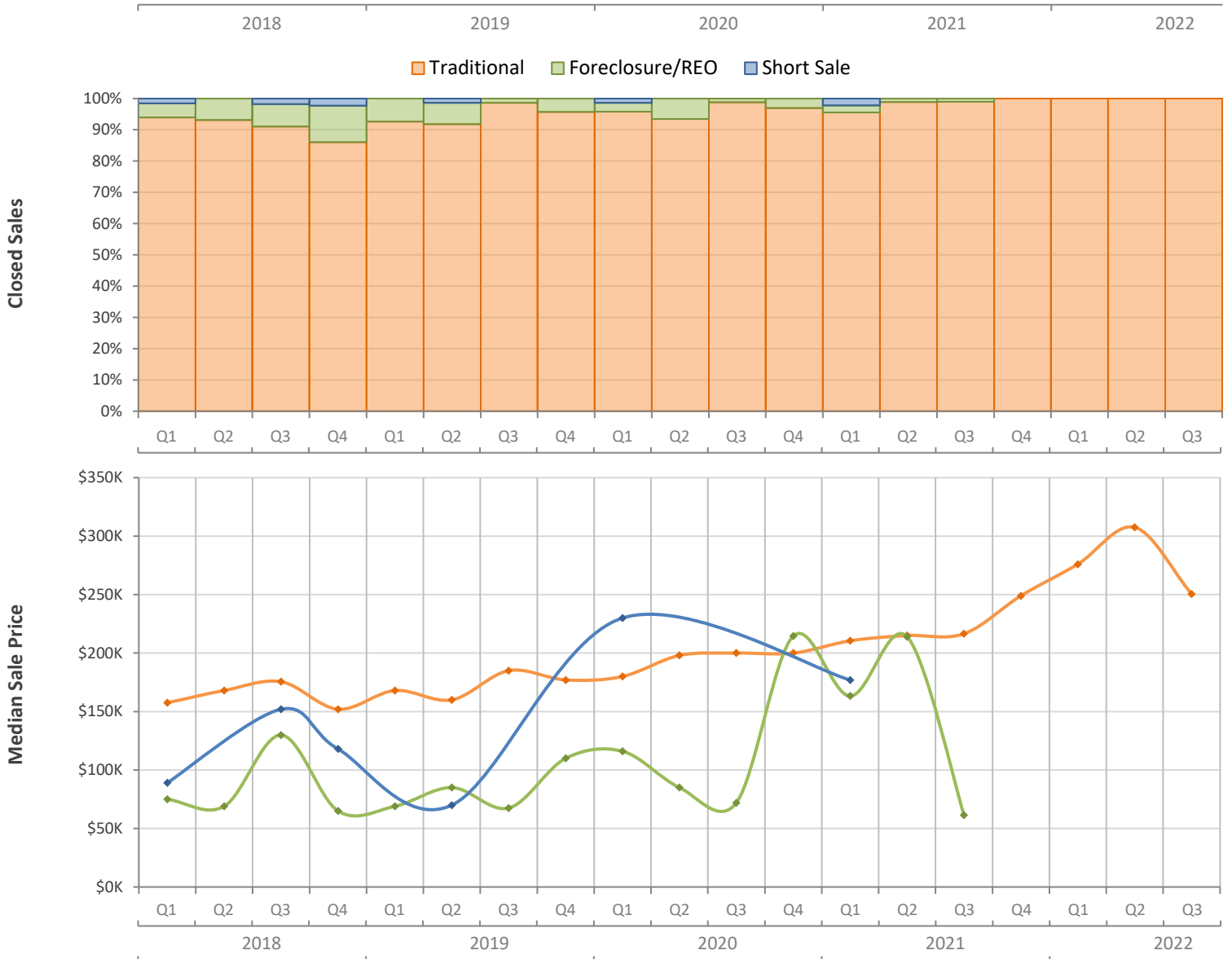
# Quarterly Distressed Market - Q3 2022

## Single-Family Homes

### Okeechobee County



		Q3 2022	Q3 2021	Percent Change Year-over-Year
Traditional	Closed Sales	75	94	-20.2%
	Median Sale Price	\$250,500	\$216,500	15.7%
Foreclosure/REO	Closed Sales	0	1	-100.0%
	Median Sale Price	(No Sales)	\$61,500	N/A
Short Sale	Closed Sales	0	0	N/A
	Median Sale Price	(No Sales)	(No Sales)	N/A



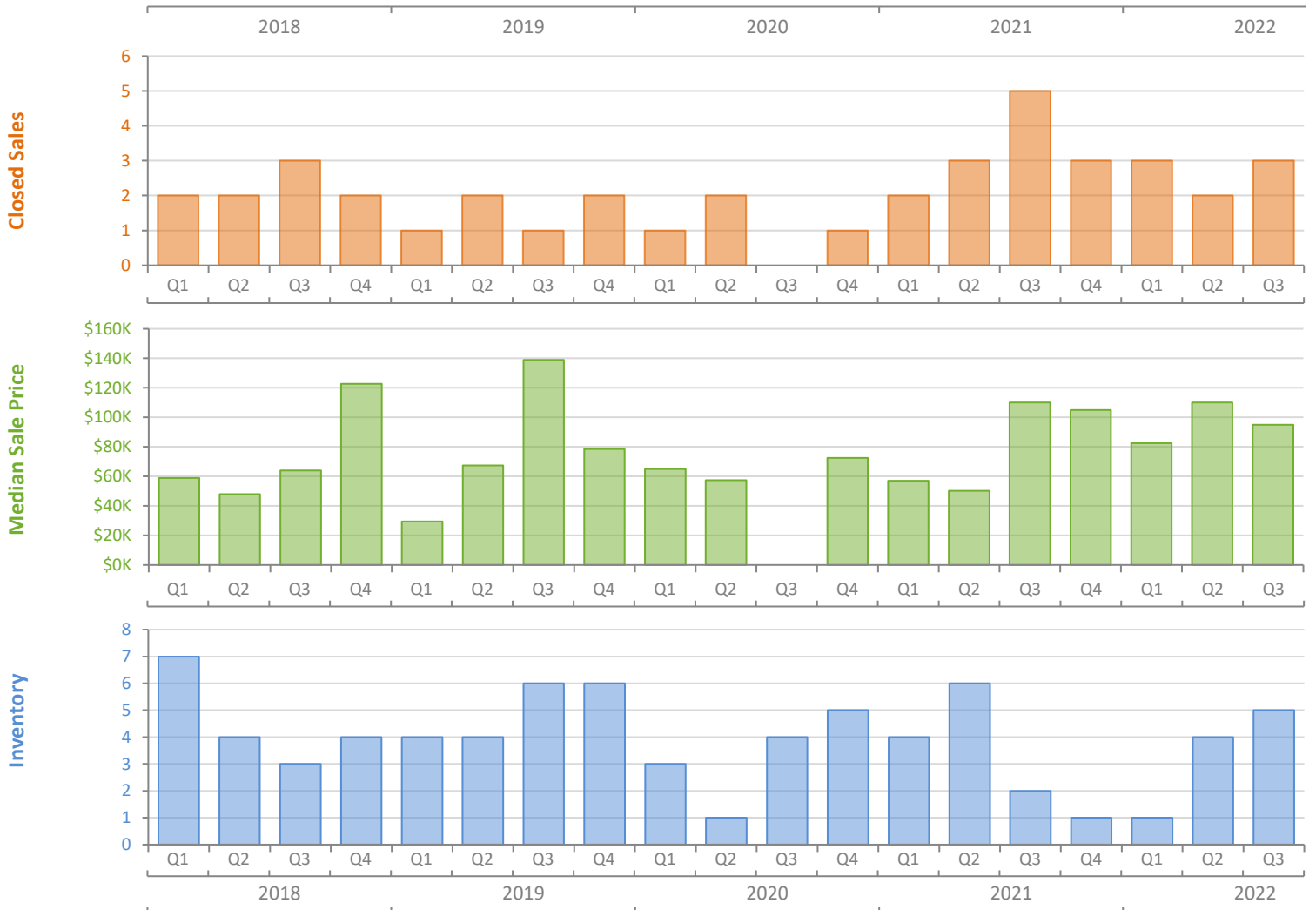
# Quarterly Market Summary - Q3 2022

## Townhouses and Condos

### Okeechobee County



	Q3 2022	Q3 2021	Percent Change Year-over-Year
Closed Sales	3	5	-40.0%
Paid in Cash	2	3	-33.3%
Median Sale Price	\$95,000	\$110,000	-13.6%
Average Sale Price	\$91,000	\$116,600	-22.0%
Dollar Volume	\$273,000	\$583,000	-53.2%
Med. Pct. of Orig. List Price Received	87.2%	100.0%	-12.8%
Median Time to Contract	9 Days	37 Days	-75.7%
Median Time to Sale	69 Days	67 Days	3.0%
New Pending Sales	4	8	-50.0%
New Listings	8	4	100.0%
Pending Inventory	1	4	-75.0%
Inventory (Active Listings)	5	2	150.0%
Months Supply of Inventory	5.5	2.2	150.0%



# Quarterly Distressed Market - Q3 2022

## Townhouses and Condos

### Okeechobee County



		Q3 2022	Q3 2021	Percent Change Year-over-Year
Traditional	Closed Sales	3	5	-40.0%
	Median Sale Price	\$95,000	\$110,000	-13.6%
Foreclosure/REO	Closed Sales	0	0	N/A
	Median Sale Price	(No Sales)	(No Sales)	N/A
Short Sale	Closed Sales	0	0	N/A
	Median Sale Price	(No Sales)	(No Sales)	N/A

