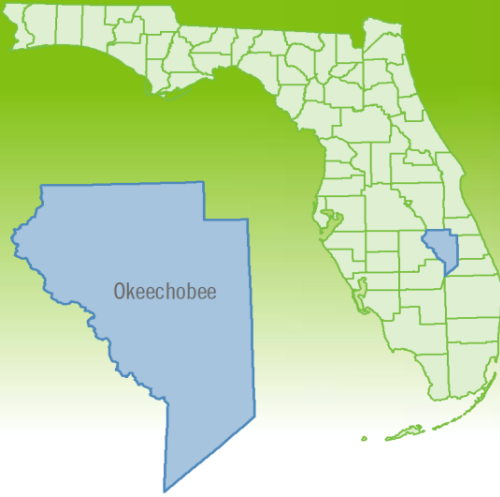


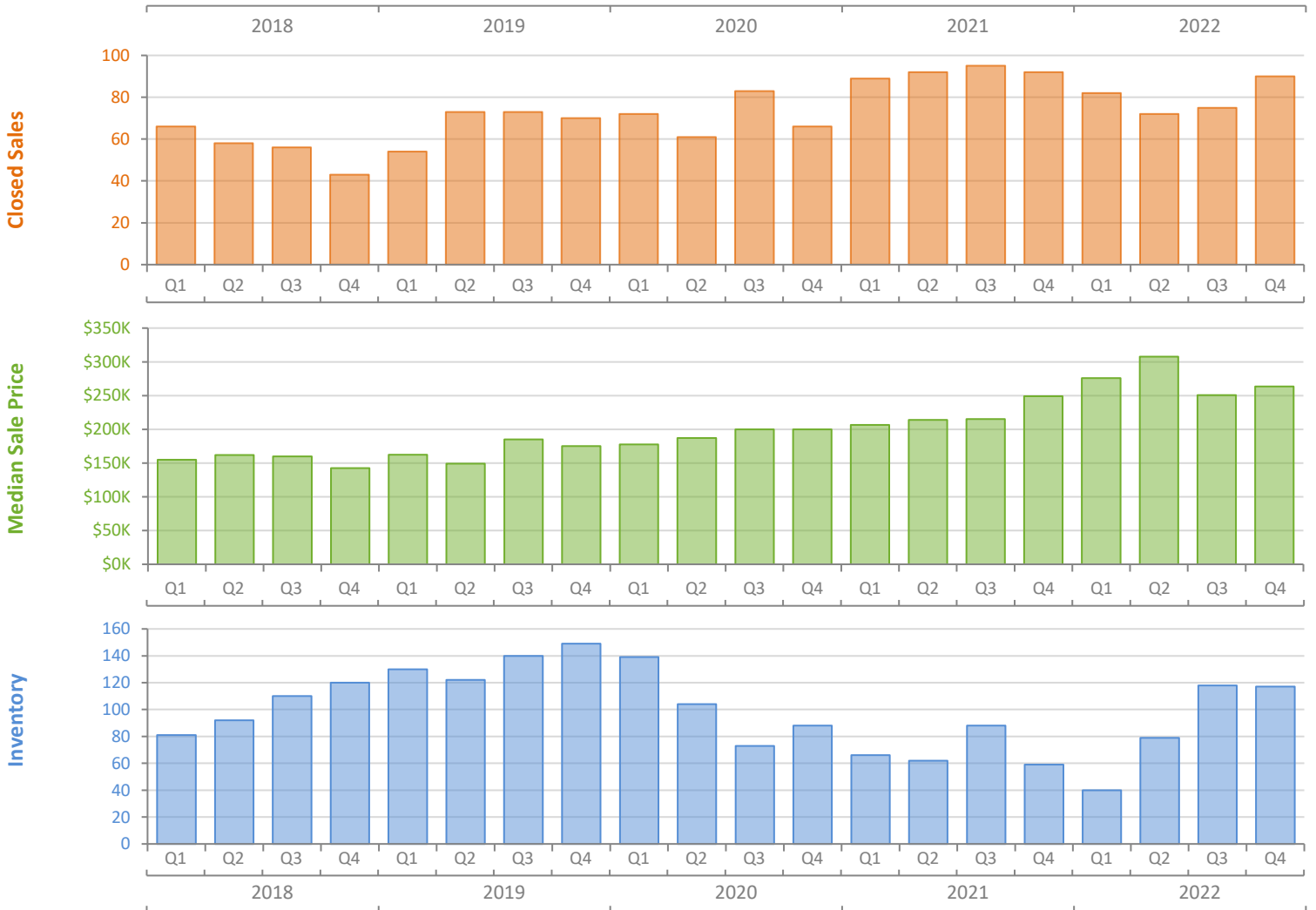
# Quarterly Market Summary - Q4 2022

## Single-Family Homes

### Okeechobee County



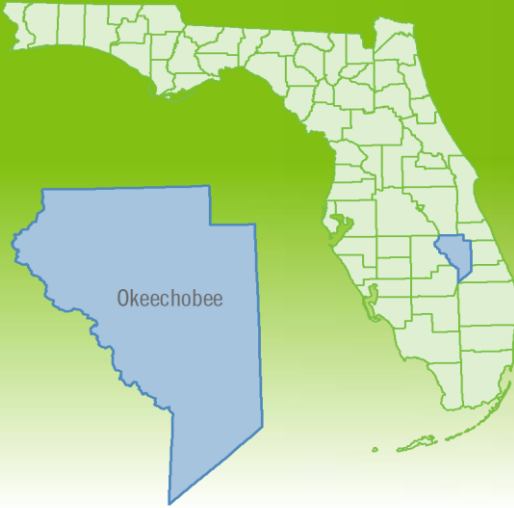
	Q4 2022	Q4 2021	Percent Change Year-over-Year
Closed Sales	90	92	-2.2%
Paid in Cash	18	28	-35.7%
Median Sale Price	\$263,500	\$249,000	5.8%
Average Sale Price	\$306,810	\$280,827	9.3%
Dollar Volume	\$27.6 Million	\$25.8 Million	6.9%
Med. Pct. of Orig. List Price Received	95.9%	97.4%	-1.5%
Median Time to Contract	34 Days	25 Days	36.0%
Median Time to Sale	89 Days	67 Days	32.8%
New Pending Sales	71	103	-31.1%
New Listings	83	89	-6.7%
Pending Inventory	29	46	-37.0%
Inventory (Active Listings)	117	59	98.3%
Months Supply of Inventory	4.4	1.9	131.6%



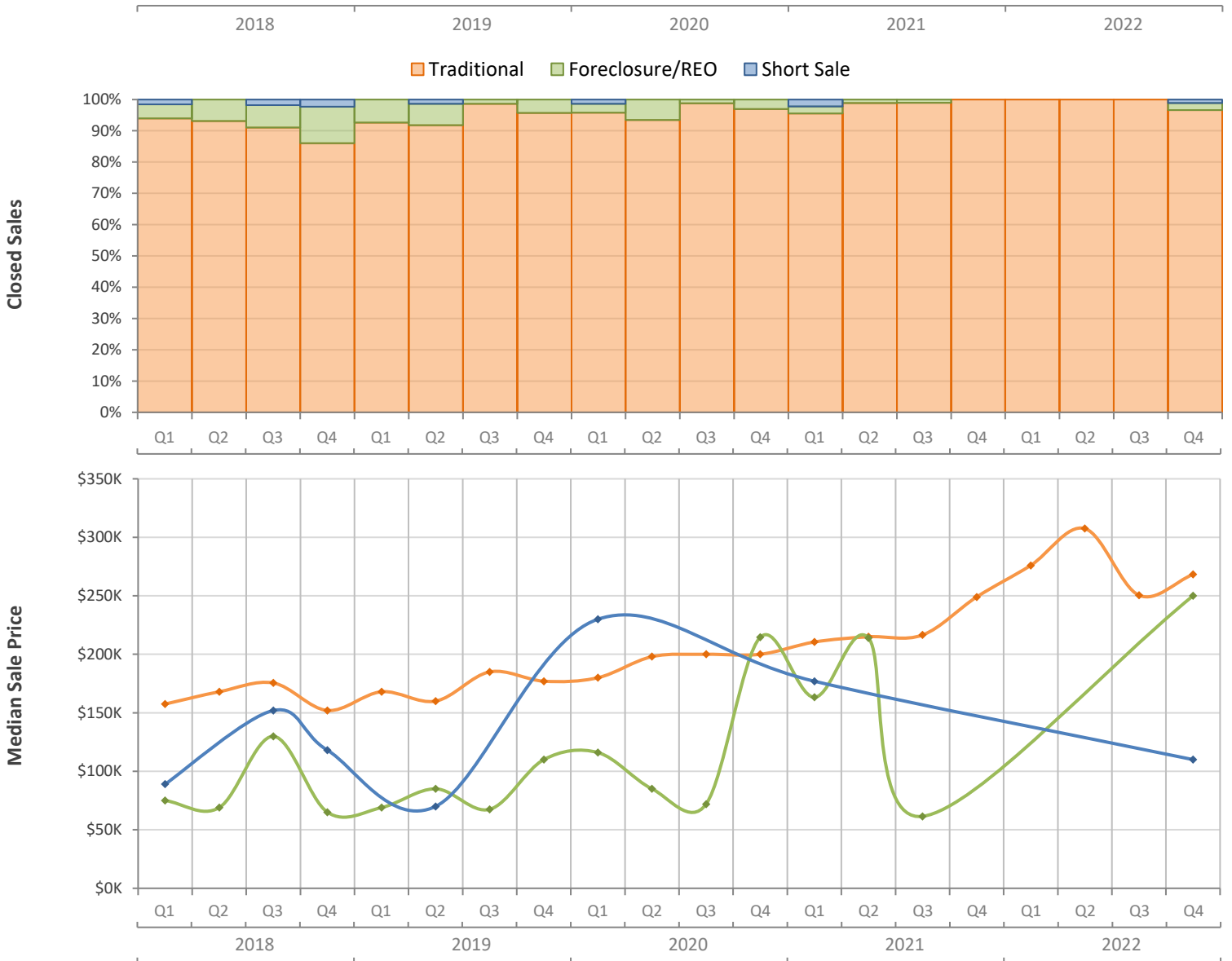
# Quarterly Distressed Market - Q4 2022

## Single-Family Homes

### Okeechobee County



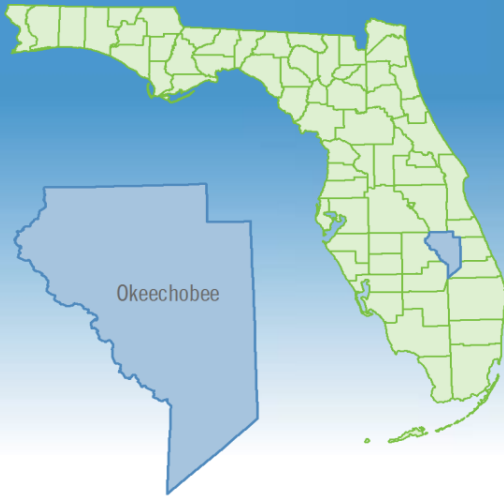
		Q4 2022	Q4 2021	Percent Change Year-over-Year
Traditional	Closed Sales	87	92	-5.4%
	Median Sale Price	\$268,250	\$249,000	7.7%
Foreclosure/REO	Closed Sales	2	0	N/A
	Median Sale Price	\$250,000	(No Sales)	N/A
Short Sale	Closed Sales	1	0	N/A
	Median Sale Price	\$110,000	(No Sales)	N/A



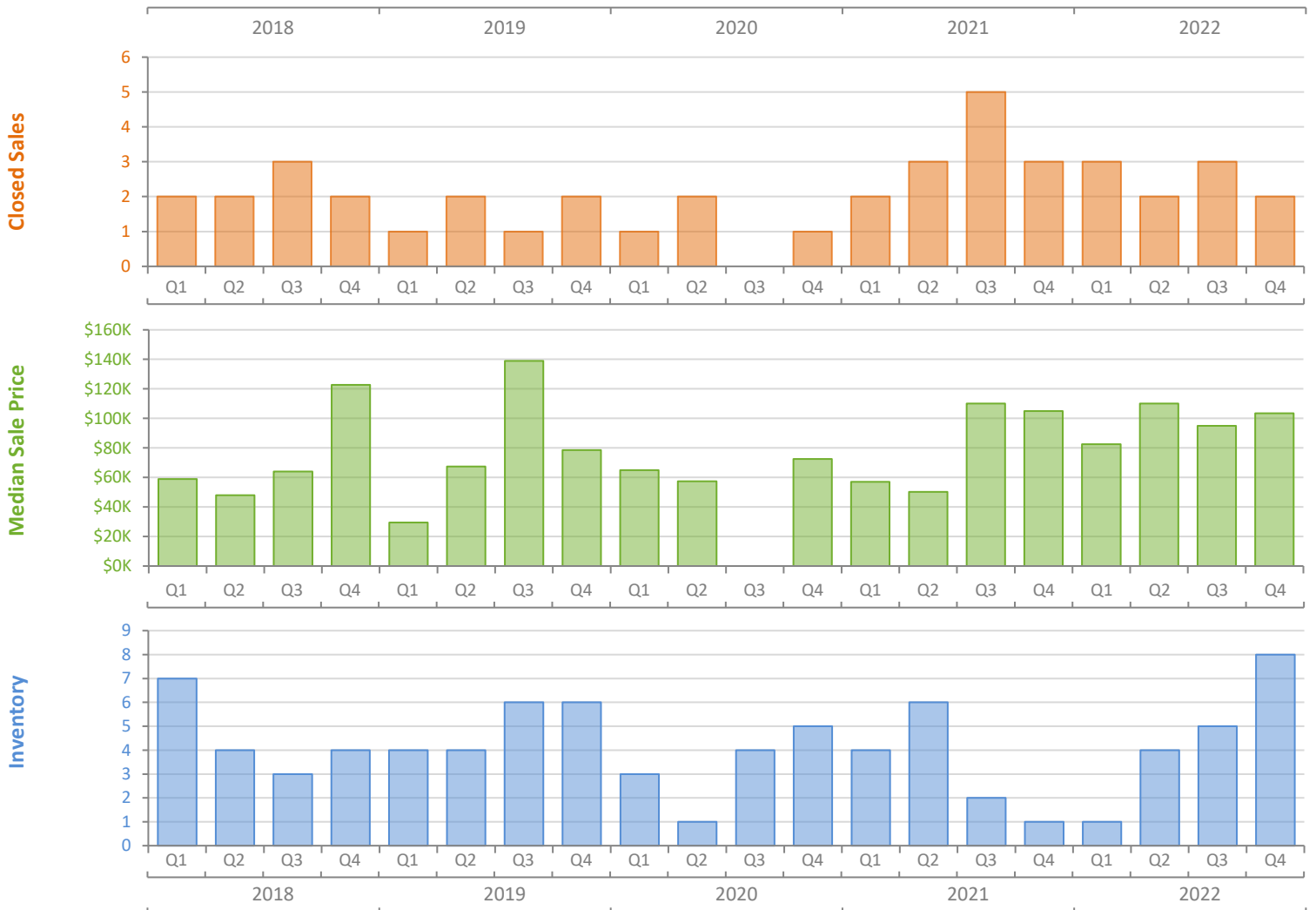
# Quarterly Market Summary - Q4 2022

## Townhouses and Condos

### Okeechobee County



	Q4 2022	Q4 2021	Percent Change Year-over-Year
Closed Sales	2	3	-33.3%
Paid in Cash	1	3	-66.7%
Median Sale Price	\$103,500	\$105,000	-1.4%
Average Sale Price	\$103,500	\$104,000	-0.5%
Dollar Volume	\$207,000	\$312,000	-33.7%
Med. Pct. of Orig. List Price Received	95.5%	87.5%	9.1%
Median Time to Contract	22 Days	176 Days	-87.5%
Median Time to Sale	75 Days	257 Days	-70.8%
New Pending Sales	4	1	300.0%
New Listings	5	0	N/A
Pending Inventory	1	0	N/A
Inventory (Active Listings)	8	1	700.0%
Months Supply of Inventory	9.6	0.9	966.7%



# Quarterly Distressed Market - Q4 2022

## Townhouses and Condos

### Okeechobee County



		Q4 2022	Q4 2021	Percent Change Year-over-Year
Traditional	Closed Sales	2	3	-33.3%
	Median Sale Price	\$103,500	\$105,000	-1.4%
Foreclosure/REO	Closed Sales	0	0	N/A
	Median Sale Price	(No Sales)	(No Sales)	N/A
Short Sale	Closed Sales	0	0	N/A
	Median Sale Price	(No Sales)	(No Sales)	N/A

